

# Town & Country 2025-26

Sunday 6:30 pm

**Big Apple Fun Center**

Lanes 7 - 8

**Thank you for bowling with us! We hope to see you next season!**

President: John Krotz (308)440-9799

Vice President: Richard Serr (308)440-0152

Secretary/Treasurer: Trish Hancock (308)440-6787

## LEAGUE CHAMPIONSHIP PLAYOFF

Place	#	Team Name	Points Won	Points Lost	%Won	Pins + HDCP	Scratch Pins	Avg p/gm	High Game	High Sers	HDCP Game	HDCP Sers
1	3	Kidds Korner	3	1	75.0	79752	60879	654	842	2232	1023	2753
2	6	Breeze Transport	1	3	25.0	79358	55574	597	699	2017	961	2803

### Review of Last Week's Bowling.....

Lanes	Team Name	HDCP -1-	HDCP -2-	HDCP -3-	HDCP Total	Last Wk WON	Team Name	HDCP -1-	HDCP -2-	HDCP -3-	HDCP Total	Last Wk WON
7-8	Breeze Transport	860	875	929	2664	1	<---> Kidds Korner	833	909	931	2673	3

### Last Week's Top Scores

	Team Scratch Game	Team Scratch Series	Team Handicap Game	Team Handicap Series
	749 Kidds Korner	2127 Kidds Korner	931 Kidds Korner	2673 Kidds Korner
	687 Breeze Transport	1938 Breeze Transport	929 Breeze Transport	2664 Breeze Transport
	Scratch Game	Scratch Series	Handicap Game	Handicap Series
<b>Men</b>	246 Nick Kidd	648 Nick Kidd	268 Nick Kidd	715 Nick Stockton
	220 Nick Stockton	586 Nick Stockton	263 Nick Stockton	714 Nick Kidd
	191 James Crown	543 Bryan Hodges	241 James Crown	669 Bryan Hodges
	190 Bryan Hodges	502 James Crown	232 Bryan Hodges	652 James Crown
	178 Justin Hodges	464 Justin Hodges	222 Justin Hodges	596 Justin Hodges
<b>Women</b>	190 Kim Hodges	472 Kim Hodges	264 Kim Hodges	694 Kim Hodges
	186 Shannon Mitchell	425 Shannon Mitchell	258 Shannon Mitchell	656 Chris Stockton
	164 Chris Stockton	425 Chris Stockton	241 Chris Stockton	641 Shannon Mitchell

### Season High Scores

	Team Scratch Game	Team Scratch Series	Team Handicap Game	Team Handicap Series
	859 DILLIGAF	2232 Kidds Korner	1037 DILLIGAF	2816 We Attempt
	842 Kidds Korner	2224 DILLIGAF	1023 Kidds Korner	2811 DILLIGAF
	781 Cruizers	2079 Cruizers	978 Cruizers	2803 Breeze Transport
	699 Breeze Transport	2017 Breeze Transport	976 We Attempt	2766 Cruizers
	642 We Attempt	1799 We Attempt	961 Breeze Transport	2753 Kidds Korner
	623 Pin Busters	1706 Pin Busters	953 Pin Busters	2708 Pin Busters
	Scratch Game	Scratch Series	Handicap Game	Handicap Series
<b>Men</b>	288 Nick Kidd	679 Nick Kidd	324 Nick Kidd	793 Steve Miller
	267 Steve Miller	678 Robert Waline Jr	316 Steve Miller	787 Nick Kidd
	258 Robert Waline Jr	646 Steve Miller	302 Bryan Hodges	767 Rich Hancock
	252 Bryan Hodges	638 Rich Hancock	294 James Crown	754 Robert Waline Jr
	238 Rich Hancock	602 Bryan Hodges	285 Robert Waline Jr	753 Bryan Hodges
	232 James Crown	586 Nick Stockton	281 Rich Hancock	735 James Crown
	226 Nick Stockton	560 James Crown	281 Matt Young	729 Matt Young
	213 Craig Schutt	552 Richard Serr	274 Nick Stockton	725 Nick Stockton
	200 Richard Serr	551 Craig Schutt	267 Tyler Krotz	724 Tyler Krotz
	188 Matt Young	459 Matt Young	266 Craig Schutt	715 Craig Schutt
<b>Women</b>	221 Dani Krotz	543 Dani Krotz	295 Shelli Krotz	727 Shelli Krotz
	209 Shelli Krotz	486 Shannon Mitchell	274 Dani Krotz	727 Dani Krotz
	192 Shannon Mitchell	478 Shelli Krotz	266 Shannon Mitchell	720 Jessica Walker
	182 Chris Stockton	475 Kira Hancock	262 Chris Stockton	715 Shannon Mitchell
	179 Kira Hancock	464 Chris Stockton	258 Jessica Walker	704 Chris Stockton
	163 Jessica Walker	417 Jessica Walker	257 Kira Hancock	704 Kira Hancock

**Team Rosters****1 - Pin Busters**

<u>Name</u>	<u>Avg</u>	<u>HDCP</u>	<u>Pins</u>	<u>Gms</u>	<u>High Game</u>	<u>High Sers</u>	<u>HDCP Game</u>	<u>HDCP Sers</u>	<u>0's</u>	<u>100's</u>	<u>200's</u>	<u>0's</u>	<u>400's</u>	<u>500's</u>
Jessica F. Walker	117	93	9494	81	163	417	258	720	12	69	--	23	4	--
Jeff D. Snodgrass	126	84	10757	85	166	420	250	674	4	81	--	18	9	--
Matt Young	121	89	8626	71	188	459	281	729	11	60	--	19	4	--
Craig A. Schutt	157	53	13717	87	213	551	266	715	--	83	4	3	20	6
Alyssa G. Schutt	110	100	992	9	128	345	226	645	2	7	--	3	--	--

**2 - Cruizers**

<u>Name</u>	<u>Avg</u>	<u>HDCP</u>	<u>Pins</u>	<u>Gms</u>	<u>High Game</u>	<u>High Sers</u>	<u>HDCP Game</u>	<u>HDCP Sers</u>	<u>0's</u>	<u>100's</u>	<u>200's</u>	<u>0's</u>	<u>400's</u>	<u>500's</u>
Shelli Krotz	138	72	9986	72	209	478	295	727	2	69	1	8	16	--
Rich Hancock	176	34	15358	87	238	638	281	767	--	67	20	--	5	24
John L. Krotz	173	37	9350	54	234	629	280	767	--	46	8	--	5	13
Kira L. Hancock	136	74	12300	90	179	475	257	704	2	88	--	11	19	--
Kevin L. Moriarty	192	18	8649	45	254	658	270	706	--	30	15	--	--	15
Trish R. Hancock	bk135	75	0	0	0	0			--	--	--	--	--	--

**3 - Kidds Korner**

<u>Name</u>	<u>Avg</u>	<u>HDCP</u>	<u>Pins</u>	<u>Gms</u>	<u>High Game</u>	<u>High Sers</u>	<u>HDCP Game</u>	<u>HDCP Sers</u>	<u>0's</u>	<u>100's</u>	<u>200's</u>	<u>0's</u>	<u>400's</u>	<u>500's</u>
Jen Kidd	125	85	5663	45	164	410	256	686	2	43	--	13	2	--
Kim L. Hodges	137	73	8657	63	190	481	270	715	2	61	--	7	14	--
Justin M. Hodges	165	45	10442	63	214	560	268	720	--	56	7	--	11	10
Bryan L. Hodges	169	41	15732	93	252	602	302	753	--	81	12	--	13	18
Nick Kidd	189	21	14196	75	288	679	324	787	--	48	27	--	2	23

**4 - DILLIGAF**

<u>Name</u>	<u>Avg</u>	<u>HDCP</u>	<u>Pins</u>	<u>Gms</u>	<u>High Game</u>	<u>High Sers</u>	<u>HDCP Game</u>	<u>HDCP Sers</u>	<u>0's</u>	<u>100's</u>	<u>200's</u>	<u>0's</u>	<u>400's</u>	<u>500's</u>
Marissa A. Crites	117	93	7064	60	157	396	249	677	7	53	--	20	--	--
Shantel A. Miles	138	72	7890	57	197	494	271	716	1	56	--	7	12	--
Steve Miller	174	36	15154	87	267	646	316	793	--	70	17	--	10	19
Robert L. Waline Jr	187	23	15165	81	258	678	285	754	--	55	26	--	3	24
DJ Miles	178	32	9662	54	268	700	302	802	--	43	11	--	4	14

**5 - We Attempt**

<u>Name</u>	<u>Avg</u>	<u>HDCP</u>	<u>Pins</u>	<u>Gms</u>	<u>High Game</u>	<u>High Sers</u>	<u>HDCP Game</u>	<u>HDCP Sers</u>	<u>0's</u>	<u>100's</u>	<u>200's</u>	<u>0's</u>	<u>400's</u>	<u>500's</u>
Ashley K. Hancock	144	66	6952	48	225	513	293	768	1	46	1	4	9	3
Dani Krotz	158	52	14232	90	221	543	274	727	--	83	7	2	18	10
Tyler J. Krotz	80	130	7209	90	135	316	267	724	82	8	--	30	--	--
Richard M. Serr	163	47	14221	87	200	552	250	699	--	85	2	--	17	12
Karen L. Lopez	135	75	5270	39	173	451	252	685	--	39	--	7	6	--

**6 - Breeze Transport**

<u>Name</u>	<u>Avg</u>	<u>HDCP</u>	<u>Pins</u>	<u>Gms</u>	<u>High Game</u>	<u>High Sers</u>	<u>HDCP Game</u>	<u>HDCP Sers</u>	<u>0's</u>	<u>100's</u>	<u>200's</u>	<u>0's</u>	<u>400's</u>	<u>500's</u>
Chris M. Stockton	133	77	12434	93	182	464	262	704	1	92	--	16	15	--
Shannon L. Mitchell	138	72	10781	78	192	486	266	715	1	77	--	10	16	--
James M. Crown	161	49	14986	93	232	560	294	735	--	85	8	1	19	11
Nick J. Stockton	168	42	14118	84	226	586	274	725	--	74	10	1	12	15
John A. Cornett	141	69	1275	9	175	475	246	688	--	9	--	1	2	--

**Temporary Substitutes**

**Men**

Name	Avg	HDCP	Pins	Gms	High Game	High Sers	HDCP Game	HDCP Sers	0's	100's	200's	0's	400's	500's
Anthony C. Eigenberg	215	0	3225	15	300	720	303	729	--	4	11	--	--	5
Jason S. Feddersen	222	0	668	3	237	668	237	668	--	--	3	--	--	1
Brendon Head	117	93	1289	11	155	395	250	682	3	8	--	3	--	--
David D. Hibberd	179	31	538	3	215	538	246	631	--	2	1	--	--	1

**Women**

Name	Avg	HDCP	Pins	Gms	High Game	High Sers	HDCP Game	HDCP Sers	0's	100's	200's	0's	400's	500's
Janet E. Anderson	124	86	1120	9	142	376	228	634	--	9	--	3	--	--
Hayley R. Kidd	162	48	1460	9	183	502	226	631	--	9	--	--	2	1
Rebecca L. McPherson	163	47	491	3	169	491	216	632	--	3	--	--	1	--

**Individual High Averages**

Men	Avg	Name	Women	Avg	Name
189.28	Nick Kidd	158.13	Dani Krotz		
187.22	Robert Waline Jr	138.69	Shelli Krotz		
176.53	Rich Hancock	138.22	Shannon Mitchell		
174.18	Steve Miller	136.67	Kira Hancock		
169.16	Bryan Hodges	133.70	Chris Stockton		

**Most Improved Average**

Men	Score	to	Delta	Name	Women	Score	to	Delta	Name
150	to	169.16	= +19.16	Bryan Hodges	128	to	138.69	= +10.69	Shelli Krotz
174	to	189.28	= +15.28	Nick Kidd	108	to	117.21	= +9.21	Jessica Walker
161	to	174.18	= +13.18	Steve Miller	152	to	158.13	= +6.13	Dani Krotz
148	to	161.14	= +13.14	James Crown	130	to	133.70	= +3.70	Chris Stockton
168	to	176.53	= +8.53	Rich Hancock	138	to	138.22	= +0.22	Shannon Mitchell

**Most Un-Improved Averages**

Men	Score	to	Delta	Name	Women	Score	to	Delta	Name
200	to	192.20	= -7.80	Kevin Moriarty	139	to	136.67	= -2.33	Kira Hancock
161	to	163.46	= +2.46	Richard Serr	138	to	138.22	= +0.22	Shannon Mitchell
123	to	126.55	= +3.55	Jeff Snodgrass	117	to	117.73	= +0.73	Marissa Crites
162	to	165.75	= +3.75	Justin Hodges	142	to	144.83	= +2.83	Ashley Hancock
183	to	187.22	= +4.22	Robert Waline Jr	123	to	125.84	= +2.84	Jen Kidd

# Town & Country 2025-26

## Big Apple Fun Center

### Reprint of Scores -- League Championship Playoff

Lane 7 6 - Breeze Transport    4/19/2026								Lane 8 3 - Kidds Korner    4/19/2026							
Name	Old Avg	Old HDCP	-1-	-2-	-3-	Total	HDCP Total	Name	Old Avg	Old HDCP	-1-	-2-	-3-	Total	HDCP Total
Chris M. Stockton	bk133	77	164	100	161	425	656	Justin M. Hodges	bk166	44	160	178	126	464	596
Shannon L. Mitchell	bk138	72	117	122	186	425	641	Kim L. Hodges	bk136	74	122	160	190	472	694
James M. Crown	bk160	50	151	191	160	502	652	Bryan L. Hodges	bk168	42	166	190	187	543	669
Nick J. Stockton	bk167	43	186	220	180	586	715	Nick Kidd	bk188	22	203	199	246	648	714
			====	====	====	====	====				====	====	====	====	====
<i>Scratch Total</i>			618	633	687	1938	1938	<i>Scratch Total</i>			651	727	749	2127	2127
<i>Handicap</i>			242	242	242		726	<i>Handicap</i>			182	182	182		546
<i>Total</i>			<b>860</b>	875	929	1938	2664	<i>Total</i>			833	<b>909</b>	<b>931</b>	<b>2127</b>	<b>2673</b>
<i>Team Points Won</i>			1.0	0.0	0.0	1.0	1.0	<i>Team Points Won</i>			0.0	1.0	1.0	3.0	3.0

# Town & Country 2025-26

## Big Apple Fun Center

\* Bowlers listed must have a minimum of 1 games.

### Change in Average

Name	-----Old-----		Old					---Average Change---			Weekly Over Avg
	Pins	Games	Avg	-1-	-2-	-3-	Total	New	Old	---> +/-	Series Avg +/-
Janet E. Anderson	1120	9	124				0	124.44	- 124.44	= 0.00	
John A. Cornett	1275	9	bk141				0	141.67	- 141.67	= 0.00	
Marissa A. Crites	7064	60	117				0	117.73	- 117.73	= 0.00	
James M. Crown	14484	90	bk160	151	191	160	502	161.14	- 160.93	= 0.21	502 - 480=22
Anthony C. Eigenberg	3225	15	215				0	215.00	- 215.00	= 0.00	
Jason S. Feddersen	668	3	222				0	222.67	- 222.67	= 0.00	
Ashley K. Hancock	6952	48	bk144				0	144.83	- 144.83	= 0.00	
Kira L. Hancock	12300	90	bk136				0	136.67	- 136.67	= 0.00	
Rich Hancock	15358	87	bk176				0	176.53	- 176.53	= 0.00	
Brendon Head	1289	11	bk117				0	117.18	- 117.18	= 0.00	
David D. Hibberd	538	3	bk179				0	179.33	- 179.33	= 0.00	
Bryan L. Hodges	15189	90	bk168	166	190	187	543	169.16	- 168.77	= 0.39	543 - 504=39
Justin M. Hodges	9978	60	bk166	160	178	126	464	165.75	- 166.30	= -0.55	464 - 498=-34
Kim L. Hodges	8185	60	bk136	122	160	190	472	137.41	- 136.42	= 1.00	472 - 408=64
Hayley R. Kidd	1460	9	162				0	162.22	- 162.22	= 0.00	
Jen Kidd	5663	45	125				0	125.84	- 125.84	= 0.00	
Nick Kidd	13548	72	bk188	203	199	246	648	189.28	- 188.17	= 1.11	648 - 564=84
Dani Krotz	14232	90	bk158				0	158.13	- 158.13	= 0.00	
John L. Krotz	9350	54	bk173				0	173.15	- 173.15	= 0.00	
Shelli Krotz	9986	72	bk138				0	138.69	- 138.69	= 0.00	
Tyler J. Krotz	7209	90	bk80				0	80.10	- 80.10	= 0.00	
Karen L. Lopez	5270	39	135				0	135.13	- 135.13	= 0.00	
Rebecca L. McPherson	491	3	163				0	163.67	- 163.67	= 0.00	
DJ Miles	9662	54	178				0	178.93	- 178.93	= 0.00	
Shantel A. Miles	7890	57	138				0	138.42	- 138.42	= 0.00	
Steve Miller	15154	87	174				0	174.18	- 174.18	= 0.00	
Shannon L. Mitchell	10356	75	bk138	117	122	186	425	138.22	- 138.08	= 0.14	425 - 414=11
Kevin L. Moriarty	8649	45	192				0	192.20	- 192.20	= 0.00	
Alyssa G. Schutt	992	9	110				0	110.22	- 110.22	= 0.00	
Craig A. Schutt	13717	87	bk157				0	157.67	- 157.67	= 0.00	
Richard M. Serr	14221	87	bk163				0	163.46	- 163.46	= 0.00	
Jeff D. Snodgrass	10757	85	bk126				0	126.55	- 126.55	= 0.00	
Chris M. Stockton	12009	90	bk133	164	100	161	425	133.70	- 133.43	= 0.27	425 - 399=26
Nick J. Stockton	13532	81	bk167	186	220	180	586	168.07	- 167.06	= 1.01	586 - 501=85
Robert L. Waline Jr	15165	81	187				0	187.22	- 187.22	= 0.00	
Jessica F. Walker	9494	81	bk117				0	117.21	- 117.21	= 0.00	
Matt Young	8626	71	121				0	121.49	- 121.49	= 0.00	

# Town & Country 2025-26

## Big Apple Fun Center

\* Bowlers listed must have a minimum of 1 games.

### High Average Listing

	<u>Name</u>	<u>True Average</u>	<u>Pins</u>	<u>Gms</u>	<u>To Raise Avg +1</u>	<u>To Drop Avg -1</u>
1	Jason S. Feddersen	222.67	668	3	670	663
2	Anthony C. Eigenberg	215.00	3225	15	663	644
3	Kevin L. Moriarty	192.20	8649	45	615	566
4	Nick Kidd	189.28	14196	75	624	545
5	Robert L. Waline Jr	187.22	15165	81	627	542
6	David D. Hibberd	179.33	538	3	542	535
7	DJ Miles	178.93	9662	54	541	483
8	Rich Hancock	176.53	15358	87	572	481
9	Steve Miller	174.18	15154	87	596	505
10	John L. Krotz	173.15	9350	54	568	510
11	Bryan L. Hodges	169.16	15732	93	588	491
12	Nick J. Stockton	168.07	14118	84	585	497
13	Justin M. Hodges	165.75	10442	63	514	447
14	Rebecca L. McPherson	163.67	491	3	493	486
15	Richard M. Serr	163.46	14221	87	539	448
16	Hayley R. Kidd	162.22	1460	9	496	483
17	James M. Crown	161.14	14986	93	566	469
18	Dani Krotz	158.13	14232	90	555	461
19	Craig A. Schutt	157.67	13717	87	503	412
20	Ashley K. Hancock	144.83	6952	48	443	391
21	John A. Cornett	141.67	1275	9	429	416
22	Shelli Krotz	138.69	9986	72	439	363
23	Shantel A. Miles	138.42	7890	57	450	389
24	Shannon L. Mitchell	138.22	10781	78	478	396
25	Kim L. Hodges	137.41	8657	63	451	384
26	Kira L. Hancock	136.67	12300	90	441	347
27	Karen L. Lopez	135.13	5270	39	442	399
28	Chris M. Stockton	133.70	12434	93	430	333
29	Jeff D. Snodgrass	126.55	10757	85	419	330
30	Jen Kidd	125.84	5663	45	385	336
31	Janet E. Anderson	124.44	1120	9	380	367
32	Matt Young	121.49	8626	71	402	327
33	Marissa A. Crites	117.73	7064	60	370	306
34	Jessica F. Walker	117.21	9494	81	418	333
35	Brendon Head	117.18	1289	11	363	348
36	Alyssa G. Schutt	110.22	992	9	340	327
37	Tyler J. Krotz	80.10	7209	90	324	230

# Town & Country 2025-26

## Big Apple Fun Center

\* Bowlers listed must have a minimum of 22 games.

Note: This report includes information through April 19 which is League Championship Playoff

### Most Improved Averages

Name	True		Most Improved		Name	True		Most Improved	
	Average	Gms	Avg	+/-		Average	Gms	Avg	+/-
Bryan L. Hodges	169.16	93	150	+19.16	Nick J. Stockton	168.07	84	162	+6.07
Nick Kidd	189.28	75	174	+15.28	DJ Miles	178.93	54	174	+4.93
Steve Miller	174.18	87	161	+13.18	Robert L. Waline Jr	187.22	81	183	+4.22
James M. Crown	161.14	93	148	+13.14	Karen L. Lopez	135.13	39	131	+4.13
Kim L. Hodges	137.41	63	125	+12.41	Justin M. Hodges	165.75	63	162	+3.75
John L. Krotz	173.15	54	161	+12.15	Chris M. Stockton	133.70	93	130	+3.70
Shelli Krotz	138.69	72	128	+10.69	Jeff D. Snodgrass	126.55	85	123	+3.55
Jessica F. Walker	117.21	81	108	+9.21	Jen Kidd	125.84	45	123	+2.84
Rich Hancock	176.53	87	168	+8.53	Ashley K. Hancock	144.83	48	142	+2.83
Matt Young	121.49	71	113	+8.49	Richard M. Serr	163.46	87	161	+2.46
Shantel A. Miles	138.42	57	130	+8.42	Marissa A. Crites	117.73	60	117	+0.73
Craig A. Schutt	157.67	87	150	+7.67	Shannon L. Mitchell	138.22	78	138	+0.22
Tyler J. Krotz	80.10	90	73	+7.10	Kira L. Hancock	136.67	90	139	-2.33
Dani Krotz	158.13	90	152	+6.13	Kevin L. Moriarty	192.20	45	200	-7.80

# Town & Country 2025-26

## Big Apple Fun Center

\* Bowlers listed must have a minimum of 1 games.

### Most Pins Over Average

Name	-----Old-----		Old Avg	-1-	-2-	-3-	Total	---Average Change---			Weekly Over Avg Series Avg +/-		
	Pins	Games						New - Old	--->	+/-			
Nick J. Stockton	13532	81	bk167	186	220	180	586	168.07	-	167.06	=	1.01	586 - 501=85
Nick Kidd	13548	72	bk188	203	199	246	648	189.28	-	188.17	=	1.11	648 - 564=84
Kim L. Hodges	8185	60	bk136	122	160	190	472	137.41	-	136.42	=	1.00	472 - 408=64
Bryan L. Hodges	15189	90	bk168	166	190	187	543	169.16	-	168.77	=	0.39	543 - 504=39
Chris M. Stockton	12009	90	bk133	164	100	161	425	133.70	-	133.43	=	0.27	425 - 399=26
James M. Crown	14484	90	bk160	151	191	160	502	161.14	-	160.93	=	0.21	502 - 480=22
Shannon L. Mitchell	10356	75	bk138	117	122	186	425	138.22	-	138.08	=	0.14	425 - 414=11
Justin M. Hodges	9978	60	bk166	160	178	126	464	165.75	-	166.30	=	-0.55	464 - 498=-34

# Town & Country 2025-26

## Big Apple Fun Center

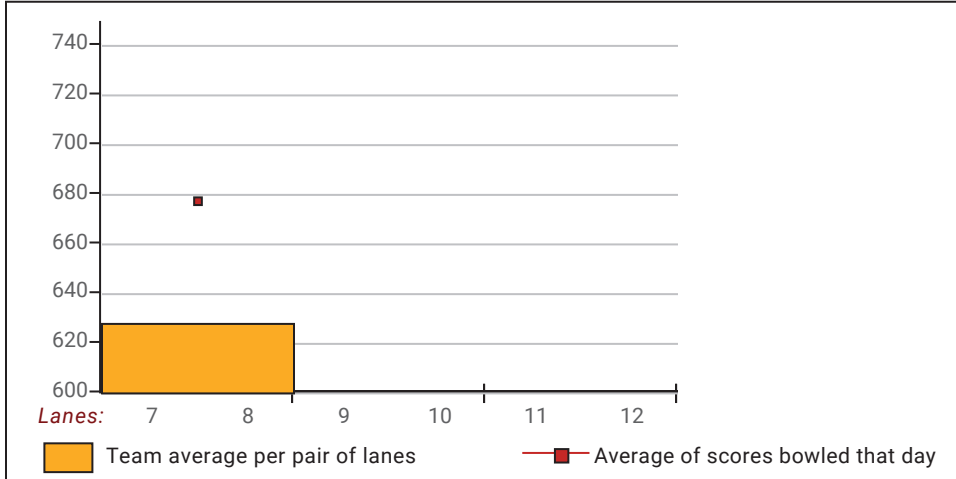
This report is for scores bowled April 19 which is League Championship Playoff

### This Week's Statistics

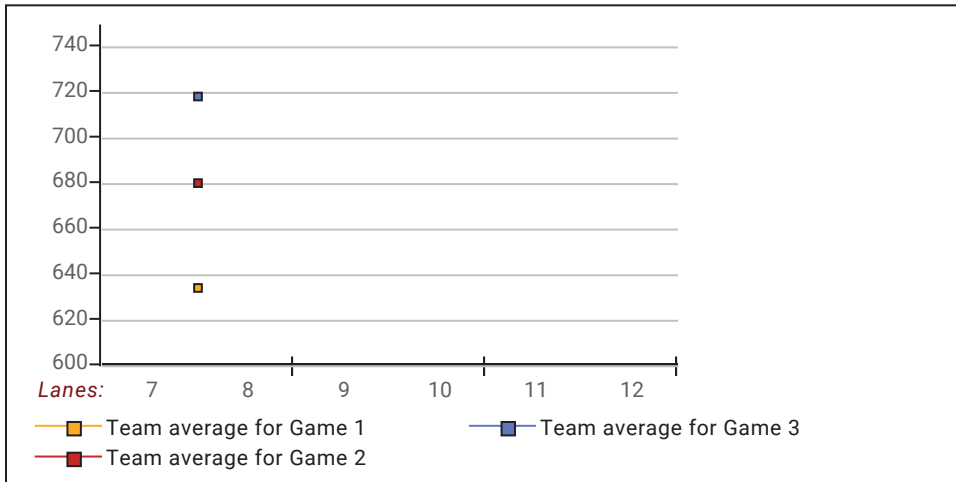
	Over All	Men	Women
How many people bowled	8	5	3
Number of games bowled	24	15	9
Actual average of week's scores	169.38	182.87	146.89
How many games above average	15	10	5
How many games below average	8	4	4
Pins above/below average per game	12.38	13.07	11.22
How many people raised average by this amount	7 0.59	4 0.68	3 0.47
How many people went down by this amount	1 -0.55	1 -0.55	-- 0.00
League average before bowling	157.39	170.25	135.98
League average after bowling	157.84	170.68	136.44
Change in league average	0.45	0.43	0.47
800s	--	--	--
775s	--	--	--
750s	--	--	--
725s	--	--	--
700s	--	--	--
675s	--	--	--
650s	--	--	--
625s	1	1	--
600s	--	--	--
575s	1	1	--
550s	--	--	--
525s	1	1	--
500s	1	1	--
475s	--	--	--
450s	2	1	1
425s	2	--	2
400s	--	--	--
below 400	--	--	--
300s	--	--	--
275s	--	--	--
250s	--	--	--
225s	1	1	--
200s	2	2	--
175s	9	7	2
150s	7	4	3
125s	1	1	--
100s	4	--	4
below 100	--	--	--

This report is for scores bowled April 19 which is League Championship Playoff

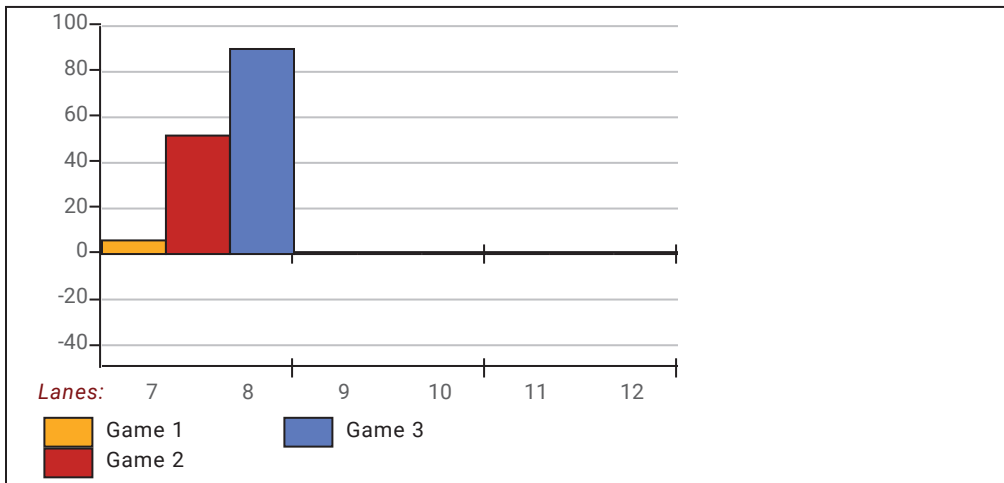
**Team Average vs Avg of Scores**



**Average of Scores for Each Game**

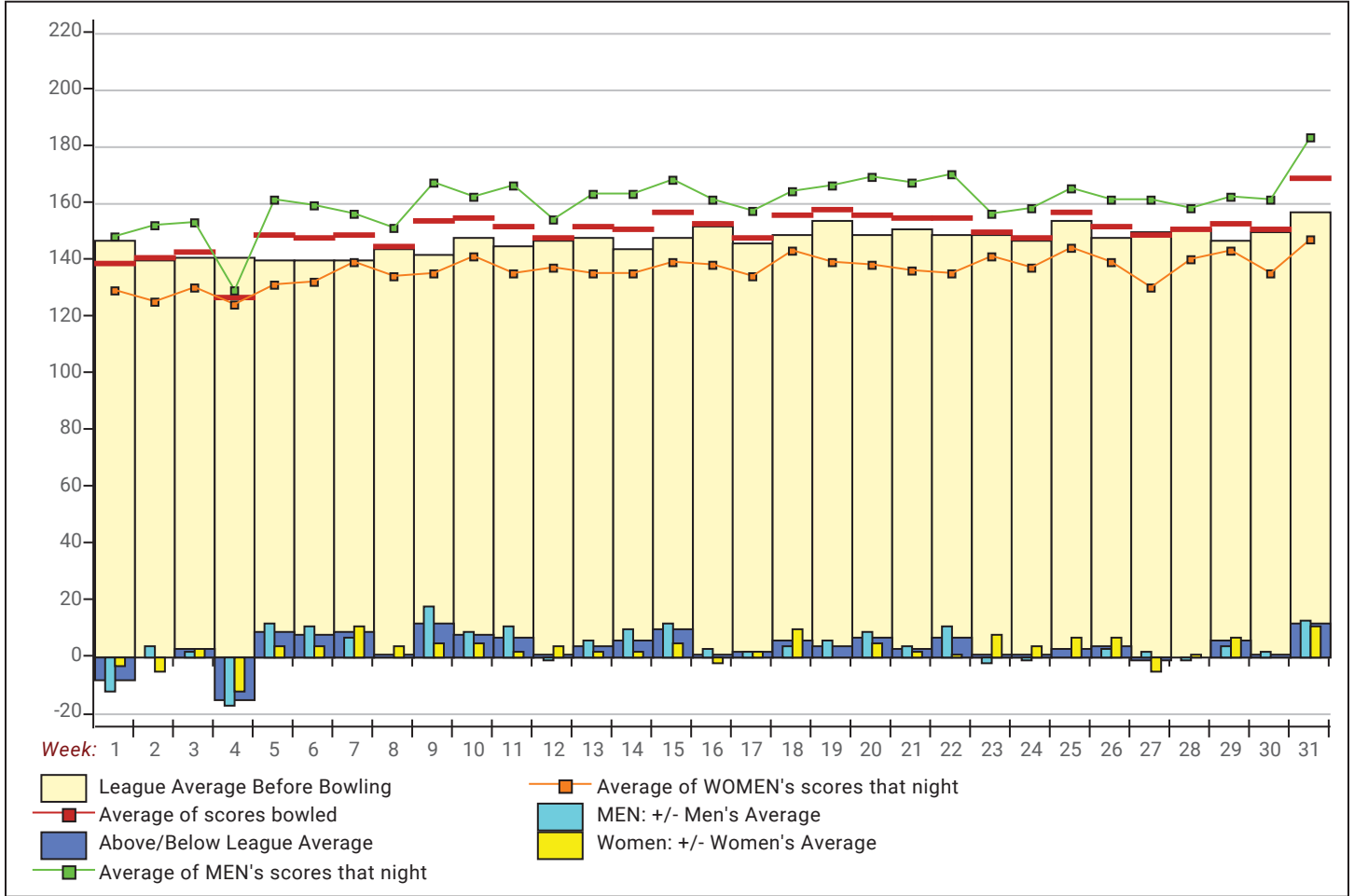


**Amount Over/Under Team Average**



This report is for scores bowled April 19 which is League Championship Playoff

**League Average Week-by-Week**



**League Average Statistics for Last Week**

	League	Right Hand	Left Hand	Men (Lft+Rt)	Women (Lft+Rt)
League Average Before Bowling	157.39	157.39		170.25	135.98
Average of scores bowled that night	169.38	169.38		182.87	146.89
New League Average After Bowling	157.84	157.84		170.68	136.44
Change in League Average	.45	.45		.43	.47
People Who Bowled Over Average	7	7		4	3
People Who Bowled Under Average	1	1		1	
Average Amount of Series Over Avg	47.29	47.29		57.50	33.67
Average Amount of Series Under Avg	-34.00	-34.00		-34.00	
Difference Avg, NiteAvg	12.38	12.38		13.07	11.22
Number of Bowlers	8	8		5	3
Number of Games Bowled	24	24		15	9
People Who Raised Their Average	7	7		4	3
Raised By an Average of This Amount	.59	.59		.68	.47
People Who Lowered Their Average	1	1		1	
Lowered By an Average of This Amou	-.55	-.55		-.55	
Number of Games Bowled Over Avera	15	15		10	5
Number of Games Bowled Under Avera	8	8		4	4

*Note: Averages are based only on people who bowled.*

# Press Release -- 4/20/2026

4/19/2026 League Championship

## Town & Country 2025-26

Sunday 6:30 pm

Big Apple Fun Center

Lanes 7 - 8

Thank you for bowling with us! We hope to see you next season!  
League Championship Playoff

Place	Team Name	Avg p/gm	Points Won	Points Lost
1	Kidds Korner	654	3	1
2	Breeze Transport	597	1	3

### Last Week's Top Scores

	Scratch Game	Scratch Series	Handicap Game	Handicap Series
<b>Men</b>	246 Nick Kidd	648 Nick Kidd	268 Nick Kidd	715 Nick Stockton
	220 Nick Stockton	586 Nick Stockton	263 Nick Stockton	714 Nick Kidd
	191 James Crown	543 Bryan Hodges	241 James Crown	669 Bryan Hodges
	190 Bryan Hodges	502 James Crown	232 Bryan Hodges	652 James Crown
	178 Justin Hodges	464 Justin Hodges	222 Justin Hodges	596 Justin Hodges
<b>Women</b>	190 Kim Hodges	472 Kim Hodges	264 Kim Hodges	694 Kim Hodges
	186 Shannon Mitchell	425 Shannon Mitchell	258 Shannon Mitchell	656 Chris Stockton
	164 Chris Stockton	425 Chris Stockton	241 Chris Stockton	641 Shannon Mitchell

### Local and Bowling Center Awards

Name	USBC ID Number	Award Average	Award Games	G1	G2	G3	Series	Award Score	Award Received
Kim L. Hodges	15-14581 USBC	136	60	122	160	190	472	190	175 Game (Local Assoc. Awards)
Nick Kidd	1489-496 USBC	188	72	203	199	246	648	246	225 Game (Local Assoc. Awards)
Shannon L. Mitchell	4132-1049 USBC	138	75	117	122	186	425	186	175 Game (Local Assoc. Awards)