

Town & Country 2023-24

Sunday 6:30 pm

Big Apple Fun Center

Lanes 3 - 8

President: John Krotz (308)440-9799

Vice President: Richard Serr (308)440-0152

Secretary/Treasurer: Trish Hancock (308)440-6787

Team Standings

Place	Lane	#	Team Name	Points Won	Points Lost	%Won	Pins + HDCP	Scratch Pins	Avg p/gm	High Game	High Sers	HDCP Game	HDCP Sers
1	8	4	Bat Split Crazy	37½	22½	62.5	76452	57360	637	749	2090	1005	2799
2	3	1	We Attempt	35	25	58.3	76561	48193	535	653	1748	970	2704
3	6	6	Pin Busters	34	26	56.7	76018	43732	485	604	1593	967	2683
4	5	5	Kidds Korner	27	33	45.0	75607	52210	580	778	2090	1008	2780
5	7	3	Breeze Transport	24½	35½	40.8	76057	52481	583	687	1868	939	2650
6	4	2	Cruizers	22	38	36.7	75306	54333	603	728	1984	956	2668

Review of Last Week's Bowling.....

Lanes	Team Name	HDCP -1-	HDCP -2-	HDCP -3-	HDCP Total	Last Wk WON	Team Name	HDCP -1-	HDCP -2-	HDCP -3-	HDCP Total	Last Wk WON
3-4	Bat Split Crazy	836	804	873	2513	3	<---> We Attempt	793	840	820	2453	1
5-6	Pin Busters	901	862	878	2641	4	<---> Kidds Korner	807	827	836	2470	0
7-8	Breeze Transport	815	872	870	2557	0	<---> Cruizers	873	884	877	2634	4

Lane Assignments

Wk31 04/14 3- 4 League Championship Playoff

Last Week's Top Scores

Team Scratch Game		Team Scratch Series		Team Handicap Game		Team Handicap Series	
661	Bat Split Crazy	1929	Cruizers	901	Pin Busters	2641	Pin Busters
649	Cruizers	1877	Bat Split Crazy	884	Cruizers	2634	Cruizers
622	Breeze Transport	1807	Breeze Transport	873	Bat Split Crazy	2557	Breeze Transport
555	Kidds Korner	1627	Kidds Korner	872	Breeze Transport	2513	Bat Split Crazy
547	Pin Busters	1579	Pin Busters	840	We Attempt	2470	Kidds Korner
534	We Attempt	1535	We Attempt	836	Kidds Korner	2453	We Attempt
Scratch Game		Scratch Series		Handicap Game		Handicap Series	
Men	205 Nick Stockton	559 Rich Hancock	272 Brendon Head	755 Brendon Head			
	200 David Hibberd	540 David Hibberd	255 James Crown	706 Rich Hancock			
	197 Rich Hancock	526 Nick Stockton	246 Rich Hancock	674 Tyler Krotz			
	192 James Crown	514 Bryan Hodges	241 Tyler Krotz	659 James Crown			
	191 Bryan Hodges	513 John Krotz	241 Nick Stockton	658 Bryan Hodges			
	191 John Krotz	497 Craig Schutt	239 Bryan Hodges	658 Chris Flodine			
	175 Richard Serr	492 Richard Serr	233 Keith Koupal	647 Craig Schutt			
	171 Craig Schutt	470 James Crown	232 Chris Flodine	641 Keith Koupal			
	160 Justin Hodges	442 Chris Flodine	230 David Hibberd	639 Richard Serr			
	160 Chris Flodine	433 Justin Hodges	224 Richard Serr	634 Nick Stockton			
			224 John Krotz				
Women	216 Michelle Limbach	554 Michelle Limbach	247 Michelle Limbach	684 Shelli Krotz			
	171 Shannon Mitchell	483 Shelli Krotz	245 Shannon Mitchell	677 Shannon Mitchell			
	165 Shelli Krotz	455 Shannon Mitchell	240 Trish Hancock	647 Michelle Limbach			
	154 Trish Hancock	403 Ashley Hancock	233 Jessica Walker	643 Jessica Walker			
	142 Ashley Hancock	386 Dani Krotz	232 Shelli Krotz	632 Trish Hancock			
	140 Kira Hancock	374 Trish Hancock	219 Kira Hancock	610 Ashley Hancock			
	138 Dani Krotz	341 Kira Hancock	211 Ashley Hancock	578 Kira Hancock			
	125 Jessica Walker	319 Jessica Walker	186 Dani Krotz	530 Dani Krotz			

Season High Scores

Team Scratch Game		Team Scratch Series		Team Handicap Game		Team Handicap Series	
778	Kidds Korner	2090	Bat Split Crazy	1008	Kidds Korner	2799	Bat Split Crazy
749	Bat Split Crazy	2090	Kidds Korner	1005	Bat Split Crazy	2780	Kidds Korner
728	Cruizers	1984	Cruizers	970	We Attempt	2704	We Attempt
687	Breeze Transport	1868	Breeze Transport	967	Pin Busters	2683	Pin Busters
653	We Attempt	1748	We Attempt	956	Cruizers	2668	Cruizers
604	Pin Busters	1593	Pin Busters	939	Breeze Transport	2650	Breeze Transport

Bowlers must have completed a minimum of 70 games to be eligible for any league award.

	Scratch Game		Scratch Series		Handicap Game		Handicap Series	
Men	268	David Hibberd	661	David Hibberd	308	David Hibberd	805	Brendon Head
	241	John Krotz	633	Nick Stockton	299	Brendon Head	781	David Hibberd
	237	Bryan Hodges	631	John Krotz	293	John Cornett	766	Jeff Snodgrass
	235	Nick Stockton	578	Craig Schutt	286	Bryan Hodges	748	John Cornett
	233	Richard Serr	570	Bryan Hodges	284	Richard Serr	747	Nick Stockton
	233	Craig Schutt	557	Richard Serr	283	Craig Schutt	733	John Krotz
	216	John Cornett	520	Jeff Snodgrass	277	Jeff Snodgrass	729	Bryan Hodges
	195	Jeff Snodgrass	517	John Cornett	275	John Krotz	728	Craig Schutt
	178	Brendon Head	442	Brendon Head	273	Nick Stockton	710	Richard Serr
	101	Tyler Krotz	254	Tyler Krotz	246	Tyler Krotz	675	Tyler Krotz
Women	236	Michelle Limbach	644	Michelle Limbach	297	Jessica Walker	761	Shannon Mitchell
	227	Dani Krotz	568	Dani Krotz	280	Dani Krotz	740	Michelle Limbach
	203	Ashley Hancock	536	Shannon Mitchell	275	Ashley Hancock	738	Ashley Hancock
	194	Jessica Walker	522	Ashley Hancock	269	Shelli Krotz	736	Dani Krotz
	193	Shelli Krotz	497	Shelli Krotz	268	Shannon Mitchell	728	Shelli Krotz
	193	Shannon Mitchell	440	Trish Hancock	267	Michelle Limbach	704	Trish Hancock
	168	Trish Hancock	381	Jessica Walker	254	Trish Hancock	690	Jessica Walker

Team Rosters

1 - We Attempt

Name	Avg	HDCP	Pins	Gms	High Game	High Sers	HDCP Game	HDCP Sers	Most Improved Avg +/-	To Raise Avg +1	To Drop Avg -1	Weekly Over Avg Series Avg +/-
Ashley K. Hancock	141	69	11867	84	203	522	275	738	134 +7.27	487	399	403 - 423=-20
Dani Krotz	161	49	14527	90	227	568	280	736	159 +2.41	539	445	386 - 486=-100
Tyler J. Krotz	71	139	6427	90	101	254	246	675	67 +4.41	269	175	254 - 210=44
Richard M. Serr	161	49	14567	90	233	557	284	710	159 +2.86	499	405	492 - 483=9

2 - Cruizers

Name	Avg	HDCP	Pins	Gms	High Game	High Sers	HDCP Game	HDCP Sers	Most Improved Avg +/-	To Raise Avg +1	To Drop Avg -1	Weekly Over Avg Series Avg +/-
Trish R. Hancock	124	86	10868	87	168	440	254	704	126 -1.08	382	291	374 - 372=2
Shelli Krotz	144	66	12127	84	193	497	269	728	137 +7.37	488	400	483 - 429=54
Tristan F. Ragland	152	58	2749	18	189	487	253	665		464	442	
John L. Krotz	177	33	14889	84	241	631	275	733	184 -6.75	597	509	513 - 531=-18
Rich Hancock	162	48	9927	61	234	581	277	710	166 -3.26	505	440	559 - 483=76

3 - Breeze Transport

Name	Avg	HDCP	Pins	Gms	High Game	High Sers	HDCP Game	HDCP Sers	Most Improved Avg +/-	To Raise Avg +1	To Drop Avg -1	Weekly Over Avg Series Avg +/-
Chris M. Stockton	132	78	6351	48	190	447	264	690	131 +1.31	432	380	
Shannon L. Mitchell	136	74	11226	82	193	536	268	761	129 +7.90	419	333	455 - 408=47
John A. Cornett	133	77	11611	87	216	517	293	748	137 -3.54	449	358	356 - 399=-43
Nick J. Stockton	174	36	15160	87	235	633	273	747	171 +3.25	590	499	526 - 522=4
James M. Crown	147	63	7383	50	218	515	286	710	144 +3.66	461	407	470 - 441=29

4 - Bat Split Crazy

Name	Avg	HDCP	Pins	Gms	High Game	High Sers	HDCP Game	HDCP Sers	Most Improved Avg +/-	To Raise Avg +1	To Drop Avg -1	Weekly Over Avg Series Avg +/-
Kira L. Hancock	130	80	7808	60	215	490	323	814	131 -0.87	445	381	341 - 393=-52
Chris Flodine	139	71	7529	54	201	545	275	767	132 +7.43	451	393	442 - 414=28
Cindy Gibbons	145	65	7417	51	193	534	259	732	136 +9.43	467	412	
Michelle L. Limbach	179	31	15620	87	236	644	267	740	182 -2.46	580	489	554 - 537=17
David D. Hibberd	180	30	16238	90	268	661	308	781	178 +2.42	595	501	540 - 540=0

5 - Kidds Korner

Name	Avg	HDCP	Pins	Gms	High Game	High Sers	HDCP Game	HDCP Sers	Most Improved Avg +/-	To Raise Avg +1	To Drop Avg -1	Weekly Over Avg Series Avg +/-
Kim L. Hodges	142	68	7247	51	197	510	266	711	143 -0.90	475	420	
Bryan L. Hodges	162	48	11697	72	237	570	286	729	157 +5.46	528	452	514 - 486=28
Tammy Koupal	103	107	4643	45	150	374	257	689	107 -3.82	349	300	
Justin M. Hodges	162	48	5201	32	246	582	293	723	163 -0.47	504	468	433 - 492=-59
Keith D. Koupal	130	80	7726	59	184	481	264	721	131 -0.05	396	333	401 - 390=11
Jen Kidd	127	83	4990	39	172	440	256	698	124 +3.95	386	343	
Nick Kidd	184	26	7761	42	232	613	259	688	186 -1.21	564	518	

6 - Pin Busters

Name	Avg	HDCP	Pins	Gms	High Game	High Sers	HDCP Game	HDCP Sers	Most Improved Avg +/-	To Raise Avg +1	To Drop Avg -1	Weekly Over Avg Series Avg +/-
Jessica F. Walker	102	108	7724	75	194	381	297	690	110 -7.01	310	231	319 - 306=13
Jeff D. Snodgrass	129	81	10900	84	195	520	277	766	125 +4.76	410	322	356 - 390=-34
Craig A. Schutt	160	50	14434	90	233	578	283	728	164 -3.62	539	445	497 - 480=17
Brendon G. Head	96	114	8097	84	178	442	299	805	84 +12.39	342	254	407 - 282=125

Temporary Substitutes

 Men

Name	Avg	HDCP	Pins	Gms	High Game	High Sers	HDCP Game	HDCP Sers	Most Improved Avg +/-	To Raise Avg +1	To Drop Avg -1	Weekly Over Avg Series Avg +/-
Trevor D. Hibberd	170	40	1537	9	217	550	263	688		515	502	
Allen S. Noltersmeier	bk129	81	443	3	166	443	247	686		445	438	
Joshua Ragland	118	92	355	3	124	355	216	631		359	352	

 Women

Name	Avg	HDCP	Pins	Gms	High Game	High Sers	HDCP Game	HDCP Sers	Most Improved Avg +/-	To Raise Avg +1	To Drop Avg -1	Weekly Over Avg Series Avg +/-
Janet E. Anderson	bk121	89	372	3	131	372	220	639		378	371	
Angie C. Hauserman	bk130	80	363	3	131	363	211	603		369	362	
Kattie L. Johnson	bk131	79	362	3	134	362	213	599		364	357	
Karen L. Lopez	145	65	436	3	156	436	221	631		440	433	
Rebecca L. McPherson	189	21	1135	6	225	580	250	655		575	565	

Individual High Averages

Men	Women
180.42 David Hibberd	179.54 Michelle Limbach
177.25 John Krotz	161.41 Dani Krotz
174.25 Nick Stockton	144.37 Shelli Krotz
162.46 Bryan Hodges	141.27 Ashley Hancock
161.86 Richard Serr	136.90 Shannon Mitchell
160.38 Craig Schutt	124.92 Trish Hancock
133.46 John Cornett	102.99 Jessica Walker
129.76 Jeff Snodgrass	
96.39 Brendon Head	
71.41 Tyler Krotz	

Most Improved Average

Men 84 to 96.39 = +12.39 Brendon Head	157 to 162.46 = +5.46 Bryan Hodges	125 to 129.76 = +4.76 Jeff Snodgrass
67 to 71.41 = +4.41 Tyler Krotz	171 to 174.25 = +3.25 Nick Stockton	159 to 161.86 = +2.86 Richard Serr
Women 129 to 136.90 = +7.90 Shannon Mitchell	137 to 144.37 = +7.37 Shelli Krotz	134 to 141.27 = +7.27 Ashley Hancock
159 to 161.41 = +2.41 Dani Krotz	126 to 124.92 = -1.08 Trish Hancock	182 to 179.54 = -2.46 Michelle Limbach

Most Un-Improved Averages

Men 184 to 177.25 = -6.75 John Krotz	164 to 160.38 = -3.62 Craig Schutt	137 to 133.46 = -3.54 John Cornett
166 to 162.74 = -3.26 Rich Hancock	186 to 184.79 = -1.21 Nick Kidd	163 to 162.53 = -0.47 Justin Hodges
Women 110 to 102.99 = -7.01 Jessica Walker	107 to 103.18 = -3.82 Tammy Koupal	182 to 179.54 = -2.46 Michelle Limbach
126 to 124.92 = -1.08 Trish Hancock	143 to 142.10 = -0.90 Kim Hodges	131 to 130.13 = -0.87 Kira Hancock

Town & Country 2023-24

Big Apple Fun Center

Reprint of Scores -- Week 30

Lane 3 4 - Bat Split Crazy Week 30 4/7/2024

Name	Old	Old	-1-	-2-	-3-	Total	HDCP
	Avg	HDCP					Total
Kira L. Hancock	131	79	140	75	126	341	578
Chris Flodine	138	72	139	143	160	442	658
Michelle L. Limbach	179	31	145	193	216	554	647
David D. Hibberd	180	30	200	181	159	540	630
			====	====	====	====	====
Scratch Total			624	592	661	1877	1877
Handicap			212	212	212	636	
Total			836	804	873	1877	2513
Team Points Won			1.0	0.0	1.0	3.0	3.0

Lane 4 1 - We Attempt Week 30 4/7/2024

Name	Old	Old	-1-	-2-	-3-	Total	HDCP
	Avg	HDCP					Total
Ashley K. Hancock	141	69	125	136	142	403	610
Dani Krotz	162	48	131	138	117	386	530
Tyler J. Krotz	70	140	73	101	80	254	674
Richard M. Serr	161	49	158	159	175	492	639
			====	====	====	====	====
Scratch Total			487	534	514	1535	1535
Handicap			306	306	306	918	
Total			793	840	820	1535	2453
Team Points Won			0.0	1.0	0.0	1.0	1.0

Lane 5 6 - Pin Busters Week 30 4/7/2024

Name	Old	Old	-1-	-2-	-3-	Total	HDCP
	Avg	HDCP					Total
Jessica F. Walker	102	108	115	79	125	319	643
Jeff D. Snodgrass	130	80	121	109	126	356	596
Craig A. Schutt	160	50	162	164	171	497	647
Brendon G. Head	94	116	149	156	102	407	755
			====	====	====	====	====
Scratch Total			547	508	524	1579	1579
Handicap			354	354	354	1062	
Total			901	862	878	1579	2641
Team Points Won			1.0	1.0	1.0	4.0	4.0

Lane 6 5 - Kidds Korner Week 30 4/7/2024

Name	Old	Old	-1-	-2-	-3-	Total	HDCP
	Avg	HDCP					Total
Bryan L. Hodges	162	48	191	148	175	514	658
Tammy Koupal	103	107	a93	a93	a93	279	600
Justin M. Hodges	164	46	121	152	160	433	571
Keith D. Koupal	130	80	121	153	127	401	641
			====	====	====	====	====
Scratch Total			526	546	555	1627	1627
Handicap			281	281	281	843	
Total			807	827	836	1627	2470
Team Points Won			0.0	0.0	0.0	0.0	0.0

Lane 7 3 - Breeze Transport Week 30 4/7/2024

Name	Old	Old	-1-	-2-	-3-	Total	HDCP
	Avg	HDCP					Total
James M. Crown	147	63	142	192	136	470	659
Shannon L. Mitchell	136	74	136	148	171	455	677
John A. Cornett	133	77	127	121	108	356	587
Nick J. Stockton	174	36	160	161	205	526	634
			====	====	====	====	====
Scratch Total			565	622	620	1807	1807
Handicap			250	250	250	750	
Total			815	872	870	1807	2557
Team Points Won			0.0	0.0	0.0	0.0	0.0

Lane 8 2 - Cruizers Week 30 4/7/2024

Name	Old	Old	-1-	-2-	-3-	Total	HDCP
	Avg	HDCP					Total
Trish R. Hancock	124	86	102	118	154	374	632
Shellie Krotz	143	67	158	160	165	483	684
Rich Hancock	161	49	197	180	182	559	706
John L. Krotz	177	33	181	191	141	513	612
			====	====	====	====	====
Scratch Total			638	649	642	1929	1929
Handicap			235	235	235	705	
Total			873	884	877	1929	2634
Team Points Won			1.0	1.0	1.0	4.0	4.0

Town & Country 2023-24

Big Apple Fun Center

* Bowlers listed must have a minimum of 1 games.

Change in Average

Name	-----Old-----		Old Avg	---Average Change---			Total	---Average Change---			Weekly Over Avg Series Avg +/-
	Pins	Games		-1-	-2-	-3-		New - Old ---> +/-			
Janet E. Anderson	372	3	bk121				0	124.00	- 124.00	= 0.00	
John A. Cornett	11255	84	133	127	121	108	356	133.46	- 133.99	= -0.53	356 - 399=-43
James M. Crown	6913	47	147	142	192	136	470	147.66	- 147.09	= 0.57	470 - 441=29
Chris Flodine	7087	51	138	139	143	160	442	139.43	- 138.96	= 0.47	442 - 414=28
Cindy Gibbons	7417	51	145				0	145.43	- 145.43	= 0.00	
Ashley K. Hancock	11464	81	141	125	136	142	403	141.27	- 141.53	= -0.26	403 - 423=-20
Kira L. Hancock	7467	57	131	140	75	126	341	130.13	- 131.00	= -0.87	341 - 393=-52
Rich Hancock	9368	58	161	197	180	182	559	162.74	- 161.52	= 1.22	559 - 483=76
Trish R. Hancock	10494	84	124	102	118	154	374	124.92	- 124.93	= -0.01	374 - 372=2
Angie C. Hauserman	363	3	bk130				0	121.00	- 121.00	= 0.00	
Brendon G. Head	7690	81	94	149	156	102	407	96.39	- 94.94	= 1.45	407 - 282=125
David D. Hibberd	15698	87	180	200	181	159	540	180.42	- 180.44	= -0.01	540 - 540=0
Trevor D. Hibberd	1537	9	170				0	170.78	- 170.78	= 0.00	
Bryan L. Hodges	11183	69	162	191	148	175	514	162.46	- 162.07	= 0.39	514 - 486=28
Justin M. Hodges	4768	29	164	121	152	160	433	162.53	- 164.41	= -1.88	433 - 492=-59
Kim L. Hodges	7247	51	142				0	142.10	- 142.10	= 0.00	
Kattie L. Johnson	362	3	bk131				0	120.67	- 120.67	= 0.00	
Jen Kidd	4990	39	127				0	127.95	- 127.95	= 0.00	
Nick Kidd	7761	42	184				0	184.79	- 184.79	= 0.00	
Keith D. Koupal	7325	56	130	121	153	127	401	130.95	- 130.80	= 0.15	401 - 390=11
Tammy Koupal	4643	45	103	a93	a93	a93	279	103.18	- 103.18	= 0.00	
Dani Krotz	14141	87	162	131	138	117	386	161.41	- 162.54	= -1.13	386 - 486=-100
John L. Krotz	14376	81	177	181	191	141	513	177.25	- 177.48	= -0.23	513 - 531=-18
Shelli Krotz	11644	81	143	158	160	165	483	144.37	- 143.75	= 0.62	483 - 429=54
Tyler J. Krotz	6173	87	70	73	101	80	254	71.41	- 70.95	= 0.46	254 - 210=44
Michelle L. Limbach	15066	84	179	145	193	216	554	179.54	- 179.36	= 0.18	554 - 537=17
Karen L. Lopez	436	3	145				0	145.33	- 145.33	= 0.00	
Rebecca L. McPherson	1135	6	189				0	189.17	- 189.17	= 0.00	
Shannon L. Mitchell	10771	79	136	136	148	171	455	136.90	- 136.34	= 0.56	455 - 408=47
Allen S. Noltersmeier	443	3	bk129				0	147.67	- 147.67	= 0.00	
Joshua Ragland	355	3	118				0	118.33	- 118.33	= 0.00	
Tristan F. Ragland	2749	18	152				0	152.72	- 152.72	= 0.00	
Craig A. Schutt	13937	87	160	162	164	171	497	160.38	- 160.20	= 0.18	497 - 480=17
Richard M. Serr	14075	87	161	158	159	175	492	161.86	- 161.78	= 0.07	492 - 483=9
Jeff D. Snodgrass	10544	81	130	121	109	126	356	129.76	- 130.17	= -0.41	356 - 390=-34
Chris M. Stockton	6351	48	132				0	132.31	- 132.31	= 0.00	
Nick J. Stockton	14634	84	174	160	161	205	526	174.25	- 174.21	= 0.04	526 - 522=4

Town & Country 2023-24

<u>Name</u>	<u>-----Old-----</u>		<u>Old</u>	<u>-1- -2- -3-</u>			<u>Total</u>	<u>---Average Change---</u>			<u>Weekly Over Avg</u>	
	<u>Pins</u>	<u>Games</u>	<u>Avg</u>					<u>New - Old</u>	<u>---> +/-</u>		<u>Series Avg +/-</u>	
Jessica F. Walker	7405	72	102	115	79	125	319	102.99	-	102.85	= 0.14	319 - 306=13

Town & Country 2023-24

Big Apple Fun Center

* Bowlers listed must have a minimum of 1 games.

High Average Listing

	<u>Name</u>	<u>True Average</u>	<u>Pins</u>	<u>Gms</u>	<u>To Raise Avg +1</u>	<u>To Drop Avg -1</u>
1	Rebecca L. McPherson	189.17	1135	6	575	565
2	Nick Kidd	184.79	7761	42	564	518
3	David D. Hibberd	180.42	16238	90	595	501
4	Michelle L. Limbach	179.54	15620	87	580	489
5	John L. Krotz	177.25	14889	84	597	509
6	Nick J. Stockton	174.25	15160	87	590	499
7	Trevor D. Hibberd	170.78	1537	9	515	502
8	Rich Hancock	162.74	9927	61	505	440
9	Justin M. Hodges	162.53	5201	32	504	468
10	Bryan L. Hodges	162.46	11697	72	528	452
11	Richard M. Serr	161.86	14567	90	499	405
12	Dani Krotz	161.41	14527	90	539	445
13	Craig A. Schutt	160.38	14434	90	539	445
14	Tristan F. Ragland	152.72	2749	18	464	442
15	Allen S. Noltersmeier	147.67	443	3	445	438
16	James M. Crown	147.66	7383	50	461	407
17	Cindy Gibbons	145.43	7417	51	467	412
18	Karen L. Lopez	145.33	436	3	440	433
19	Shellie Krotz	144.37	12127	84	488	400
20	Kim L. Hodges	142.10	7247	51	475	420
21	Ashley K. Hancock	141.27	11867	84	487	399
22	Chris Flodine	139.43	7529	54	451	393
23	Shannon L. Mitchell	136.90	11226	82	419	333
24	John A. Cornett	133.46	11611	87	449	358
25	Chris M. Stockton	132.31	6351	48	432	380
26	Keith D. Koupal	130.95	7726	59	396	333
27	Kira L. Hancock	130.13	7808	60	445	381
28	Jeff D. Snodgrass	129.76	10900	84	410	322
29	Jen Kidd	127.95	4990	39	386	343
30	Trish R. Hancock	124.92	10868	87	382	291
31	Janet E. Anderson	124.00	372	3	378	371
32	Angie C. Hauserman	121.00	363	3	369	362
33	Kattie L. Johnson	120.67	362	3	364	357
34	Joshua Ragland	118.33	355	3	359	352
35	Tammy Koupal	103.18	4643	45	349	300
36	Jessica F. Walker	102.99	7724	75	310	231
37	Brendon G. Head	96.39	8097	84	342	254
38	Tyler J. Krotz	71.41	6427	90	269	175

Town & Country 2023-24

Big Apple Fun Center

* Bowlers listed must have a minimum of 22 games.

Note: This report includes information through April 7 which is Week 30 of 31

Most Improved Averages

Name	True Average	Most Improved Avg	+/-	Name	True Average	Most Improved Avg	+/-
Brendon G. Head	96.39	84	+12.39	Chris M. Stockton	132.31	131	+1.31
Cindy Gibbons	145.43	136	+9.43	Keith D. Koupal	130.95	131	-0.05
Shannon L. Mitchell	136.90	129	+7.90	Justin M. Hodges	162.53	163	-0.47
Chris Flodine	139.43	132	+7.43	Kira L. Hancock	130.13	131	-0.87
Shelli Krotz	144.37	137	+7.37	Kim L. Hodges	142.10	143	-0.90
Ashley K. Hancock	141.27	134	+7.27	Trish R. Hancock	124.92	126	-1.08
Bryan L. Hodges	162.46	157	+5.46	Nick Kidd	184.79	186	-1.21
Jeff D. Snodgrass	129.76	125	+4.76	Michelle L. Limbach	179.54	182	-2.46
Tyler J. Krotz	71.41	67	+4.41	Rich Hancock	162.74	166	-3.26
Jen Kidd	127.95	124	+3.95	John A. Cornett	133.46	137	-3.54
James M. Crown	147.66	144	+3.66	Craig A. Schutt	160.38	164	-3.62
Nick J. Stockton	174.25	171	+3.25	Tammy Koupal	103.18	107	-3.82
Richard M. Serr	161.86	159	+2.86	John L. Krotz	177.25	184	-6.75
David D. Hibberd	180.42	178	+2.42	Jessica F. Walker	102.99	110	-7.01
Dani Krotz	161.41	159	+2.41				

Town & Country 2023-24

Big Apple Fun Center

* Bowlers listed must have a minimum of 1 games.

Most Pins Over Average

Name	-----Old-----		Old					---Average Change---			Weekly Over Avg
	Pins	Games	Avg	-1-	-2-	-3-	Total	New - Old	---> +/-	Series Avg +/-	
Brendon G. Head	7690	81	94	149	156	102	407	96.39 - 94.94	= 1.45	407 - 282=125	
Rich Hancock	9368	58	161	197	180	182	559	162.74 - 161.52	= 1.22	559 - 483=76	
Shelli Krotz	11644	81	143	158	160	165	483	144.37 - 143.75	= 0.62	483 - 429=54	
Shannon L. Mitchell	10771	79	136	136	148	171	455	136.90 - 136.34	= 0.56	455 - 408=47	
Tyler J. Krotz	6173	87	70	73	101	80	254	71.41 - 70.95	= 0.46	254 - 210=44	
James M. Crown	6913	47	147	142	192	136	470	147.66 - 147.09	= 0.57	470 - 441=29	
Bryan L. Hodges	11183	69	162	191	148	175	514	162.46 - 162.07	= 0.39	514 - 486=28	
Chris Flodine	7087	51	138	139	143	160	442	139.43 - 138.96	= 0.47	442 - 414=28	
Michelle L. Limbach	15066	84	179	145	193	216	554	179.54 - 179.36	= 0.18	554 - 537=17	
Craig A. Schutt	13937	87	160	162	164	171	497	160.38 - 160.20	= 0.18	497 - 480=17	
Jessica F. Walker	7405	72	102	115	79	125	319	102.99 - 102.85	= 0.14	319 - 306=13	
Keith D. Koupal	7325	56	130	121	153	127	401	130.95 - 130.80	= 0.15	401 - 390=11	
Richard M. Serr	14075	87	161	158	159	175	492	161.86 - 161.78	= 0.07	492 - 483=9	
Nick J. Stockton	14634	84	174	160	161	205	526	174.25 - 174.21	= 0.04	526 - 522=4	
Trish R. Hancock	10494	84	124	102	118	154	374	124.92 - 124.93	= -0.01	374 - 372=2	
David D. Hibberd	15698	87	180	200	181	159	540	180.42 - 180.44	= -0.01	540 - 540=0	
John L. Krotz	14376	81	177	181	191	141	513	177.25 - 177.48	= -0.23	513 - 531=-18	
Ashley K. Hancock	11464	81	141	125	136	142	403	141.27 - 141.53	= -0.26	403 - 423=-20	
Jeff D. Snodgrass	10544	81	130	121	109	126	356	129.76 - 130.17	= -0.41	356 - 390=-34	
John A. Cornett	11255	84	133	127	121	108	356	133.46 - 133.99	= -0.53	356 - 399=-43	
Kira L. Hancock	7467	57	131	140	75	126	341	130.13 - 131.00	= -0.87	341 - 393=-52	
Justin M. Hodges	4768	29	164	121	152	160	433	162.53 - 164.41	= -1.88	433 - 492=-59	
Dani Krotz	14141	87	162	131	138	117	386	161.41 - 162.54	= -1.13	386 - 486=-100	

Town & Country 2023-24

Big Apple Fun Center

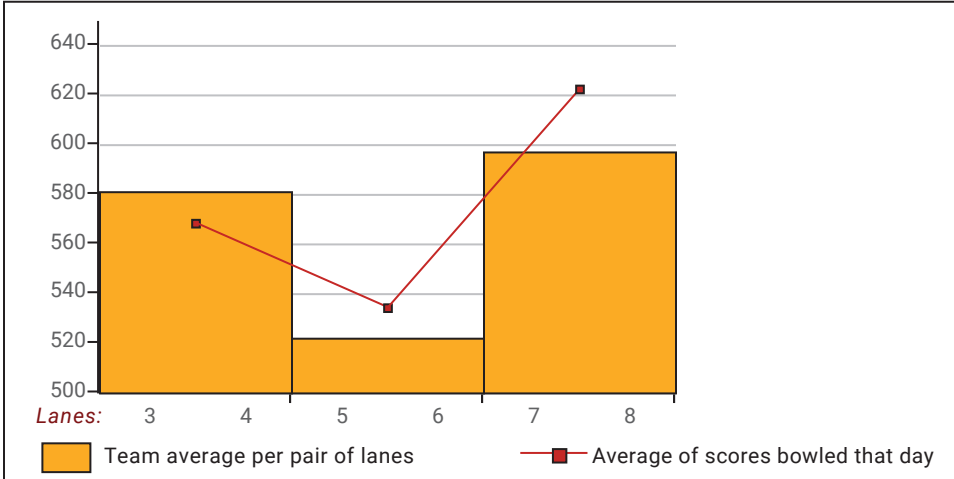
This report is for scores bowled April 7 which is Week 30 of 31

This Week's Statistics

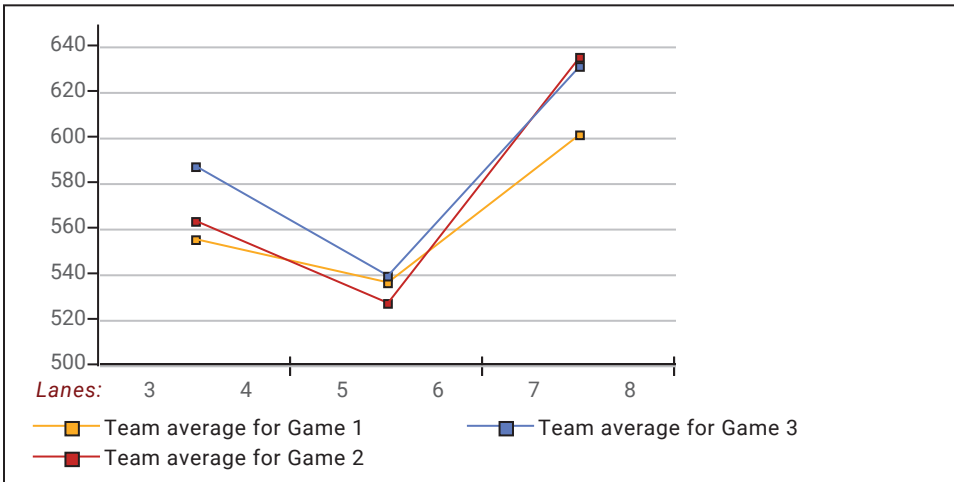
	Over All	Men	Women
How many people bowled	23	15	8
Number of games bowled	69	45	24
Actual average of week's scores	146.01	150.22	138.13
How many games above average	37	25	12
How many games below average	31	20	11
Pins above/below average per game	2.58	4.82	-1.63
How many people raised average	14	10	4
by this amount	0.46	0.50	0.37
How many people went down	9	5	4
by this amount	-0.59	-0.61	-0.57
League average before bowling	143.97	145.93	140.29
League average after bowling	144.02	146.06	140.19
Change in league average	0.05	0.13	-0.10
800s	--	--	--
775s	--	--	--
750s	--	--	--
725s	--	--	--
700s	--	--	--
675s	--	--	--
650s	--	--	--
625s	--	--	--
600s	--	--	--
575s	--	--	--
550s	2	1	1
525s	2	2	--
500s	2	2	--
475s	3	2	1
450s	2	1	1
425s	2	2	--
400s	3	2	1
below 400	7	3	4
300s	--	--	--
275s	--	--	--
250s	--	--	--
225s	--	--	--
200s	3	2	1
175s	11	10	1
150s	18	13	5
125s	21	10	11
100s	12	8	4
below 100	4	2	2

This report is for scores bowled April 7 which is Week 30 of 31

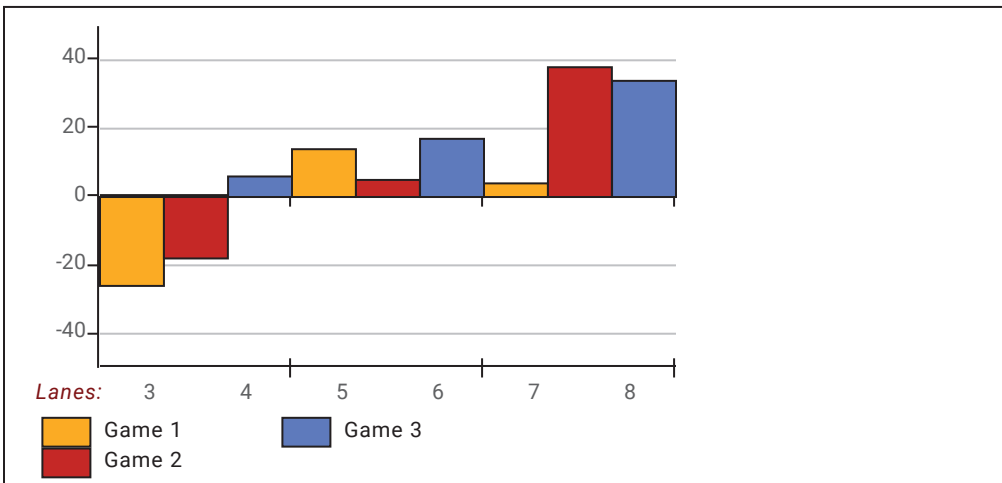
Team Average vs Avg of Scores



Average of Scores for Each Game

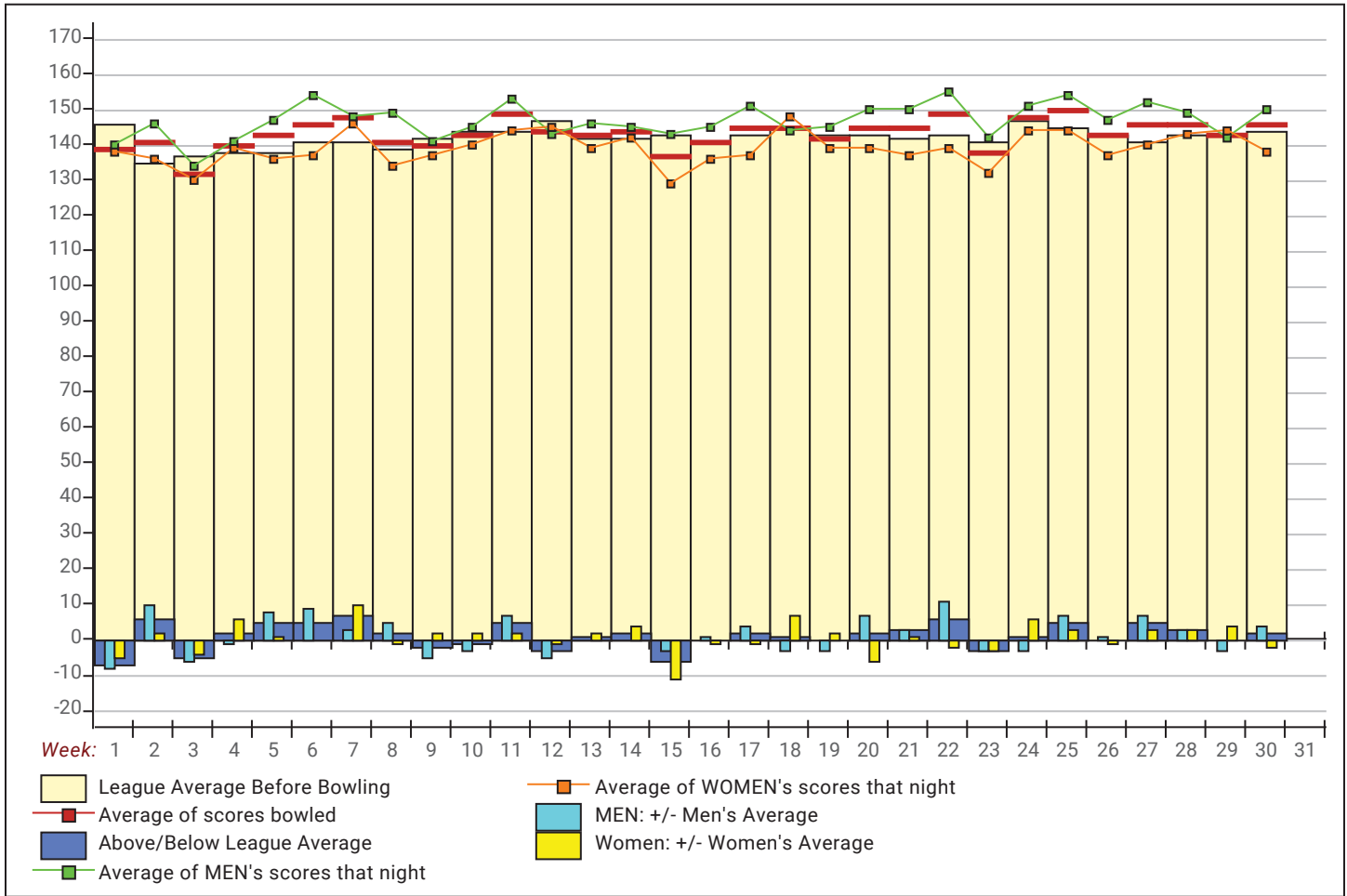


Amount Over/Under Team Average



This report is for scores bowled April 7 which is Week 30 of 31

League Average Week-by-Week



League Average Statistics for Last Week

	League	Right Hand	Left Hand	Men (Lft+Rt)	Women (Lft+Rt)
League Average Before Bowling	143.97	143.97		145.93	140.29
Average of scores bowled that night	146.01	146.01		150.22	138.13
New League Average After Bowling	144.02	144.02		146.06	140.19
Change in League Average	.05	.05		.13	-.10
People Who Bowled Over Average	14	14		10	4
People Who Bowled Under Average	9	9		5	4
Average Amount of Series Over Avg	35.86	35.86		37.10	32.75
Average Amount of Series Under Avg	-36.00	-36.00		-30.80	-42.50
Difference Avg, NiteAvg	2.58	2.58		4.82	-1.63
Number of Bowlers	23	23		15	8
Number of Games Bowled	69	69		45	24
People Who Raised Their Average	14	14		10	4
Raised By an Average of This Amount	.46	.46		.50	.37
People Who Lowered Their Average	9	9		5	4
Lowered By an Average of This Amou	-.59	-.59		-.61	-.57
Number of Games Bowled Over Avera	37	37		25	12
Number of Games Bowled Under Avera	31	31		20	11

Note: Averages are based only on people who bowled.

Press Release -- 4/9/2024

4/7/2024 Week 30 of 31

Town & Country 2023-24

Sunday 6:30 pm

Big Apple Fun Center

Lanes 3 - 8

Team Standings

Place	Team Name	Avg p/gm	Points Won	Points Lost	Year-To-Date WON	Y-T-D LOST
1	Bat Split Crazy	637	37½	22½	69½	50½
2	We Attempt	535	35	25	69	51
3	Pin Busters	485	34	26	55	65
4	Kidds Korner	580	27	33	59	61
5	Breeze Transport	583	24½	35½	60½	59½
6	Cruizers	603	22	38	48	72

*** Although not shown, standings are determined by points only for the current split

Last Week's Top Scores

	Scratch Game	Scratch Series	Handicap Game	Handicap Series
Men	205 Nick Stockton	559 Rich Hancock	272 Brendon Head	755 Brendon Head
	200 David Hibberd	540 David Hibberd	255 James Crown	706 Rich Hancock
	197 Rich Hancock	526 Nick Stockton	246 Rich Hancock	674 Tyler Krotz
	192 James Crown	514 Bryan Hodges	241 Tyler Krotz	659 James Crown
	191 Bryan Hodges	513 John Krotz	241 Nick Stockton	658 Bryan Hodges
	191 John Krotz	497 Craig Schutt	239 Bryan Hodges	658 Chris Flodine
	175 Richard Serr	492 Richard Serr	233 Keith Koupal	647 Craig Schutt
	171 Craig Schutt	470 James Crown	232 Chris Flodine	641 Keith Koupal
	160 Justin Hodges	442 Chris Flodine	230 David Hibberd	639 Richard Serr
	160 Chris Flodine	433 Justin Hodges	224 Richard Serr	634 Nick Stockton
			224 John Krotz	
	Women	216 Michelle Limbach	554 Michelle Limbach	247 Michelle Limbach
171 Shannon Mitchell		483 Shelli Krotz	245 Shannon Mitchell	677 Shannon Mitchell
165 Shelli Krotz		455 Shannon Mitchell	240 Trish Hancock	647 Michelle Limbach
154 Trish Hancock		403 Ashley Hancock	233 Jessica Walker	643 Jessica Walker
142 Ashley Hancock		386 Dani Krotz	232 Shelli Krotz	632 Trish Hancock
140 Kira Hancock		374 Trish Hancock	219 Kira Hancock	610 Ashley Hancock
138 Dani Krotz		341 Kira Hancock	211 Ashley Hancock	578 Kira Hancock
125 Jessica Walker		319 Jessica Walker	186 Dani Krotz	530 Dani Krotz

Local and Bowling Center Awards

Name	USBC ID Number	Award Average	Award Games	G1	G2	G3	Series	Award Score	Award Received
Brendon G. Head	9726-4316 USBC	94	81	149	156	102	407	407	400 Series (Local Assoc. Awards)
	9726-4316 USBC	94	81	149	156	102	407	156	150 Game (Local Assoc. Awards)
Tyler J. Krotz	1494-2911 USBC	70	87	73	101	80	254	101	100 Game (Local Assoc. Awards)