

Town & Country 2025-26

Sunday 6:30 pm

Big Apple Fun Center

Lanes 3 - 8

President: John Krotz (308)440-9799

Vice President: Richard Serr (308)440-0152

Secretary/Treasurer: Trish Hancock (308)440-6787

Team Standings

Place	#	Team Name	Points Won	Points Lost	%Won	Pins + HDCP	Scratch Pins	Avg p/gm	High Game	High Sers	HDCP Game	HDCP Sers
1	3	Kidds Korner	33	23	58.9	74472	56697	651	842	2232	1023	2753
2	1	Pin Busters	33	23	58.9	74139	45048	517	623	1706	953	2708
3	5	We Attempt	33	23	58.9	74104	46996	540	642	1799	976	2816
4	4	DILLIGAF	26	30	46.4	74379	55983	643	859	2224	1037	2811
5	6	Breeze Transport	23	33	41.1	74164	51832	595	699	2017	961	2803
6	2	Cruizers	20	36	35.7	74067	55332	636	781	2079	978	2766

Review of Last Week's Bowling.....

Lanes	Team Name	HDCP -1-	HDCP -2-	HDCP -3-	HDCP Total	Last Wk WON	Team Name	HDCP -1-	HDCP -2-	HDCP -3-	HDCP Total	Last Wk WON
3-4	Breeze Transport	838	828	890	2556	3	<---> Cruizers	862	810	830	2502	1
5-6	Pin Busters	871	874	907	2652	1	<---> DILLIGAF	925	882	857	2664	3
7-8	We Attempt	848	863	871	2582	3	<---> Kidds Korner	889	845	819	2553	1

Lane Assignments

3-4
5-6
7-8
 Wk30 04/12 3- 1 5- 4 6- 2 Position Round- Start Lane - 3
 Wk31 04/19 🗨 Roll-Off- Start Lane - 3

Last Week's Top Scores

	Team Scratch Game	Team Scratch Series	Team Handicap Game	Team Handicap Series
	705 Kidds Korner	2001 Kidds Korner	925 DILLIGAF	2664 DILLIGAF
	698 DILLIGAF	1983 DILLIGAF	907 Pin Busters	2652 Pin Busters
	646 Breeze Transport	1824 Breeze Transport	890 Breeze Transport	2582 We Attempt
	614 Cruizers	1758 Cruizers	889 Kidds Korner	2556 Breeze Transport
	587 Pin Busters	1692 Pin Busters	871 We Attempt	2553 Kidds Korner
	546 We Attempt	1607 We Attempt	862 Cruizers	2502 Cruizers
	Scratch Game	Scratch Series	Handicap Game	Handicap Series
Men	235 Nick Kidd	599 Robert Waline Jr	266 Craig Schutt	709 Craig Schutt
	213 Craig Schutt	570 Nick Kidd	258 Nick Kidd	682 Nick Stockton
	212 Robert Waline Jr	566 Steve Miller	252 Matt Young	680 Steve Miller
	202 Bryan Hodges	550 Craig Schutt	246 Nick Stockton	671 Matt Young
	201 Nick Stockton	547 Nick Stockton	243 Bryan Hodges	668 Robert Waline Jr
	199 Steve Miller	531 Bryan Hodges	237 Steve Miller	654 Bryan Hodges
	186 Kevin Moriarty	523 Kevin Moriarty	235 Robert Waline Jr	639 Nick Kidd
	171 Justin Hodges	472 James Crown	218 Jeff Snodgrass	632 Tyler Krotz
	166 James Crown	470 Justin Hodges	216 Justin Hodges	619 James Crown
	161 Matt Young	398 Matt Young	215 James Crown	605 Justin Hodges
				605 Jeff Snodgrass
Women	197 Shantel Miles	494 Shantel Miles	271 Shantel Miles	716 Shantel Miles
	180 Dani Krotz	475 Kira Hancock	253 Kira Hancock	700 Kira Hancock
	178 Kira Hancock	468 Ashley Hancock	241 Karen Lopez	672 Karen Lopez
	166 Ashley Hancock	456 Dani Krotz	235 Shannon Mitchell	667 Jessica Walker
	165 Karen Lopez	444 Karen Lopez	232 Ashley Hancock	666 Ashley Hancock
	162 Shannon Mitchell	430 Kim Hodges	232 Dani Krotz	655 Kim Hodges
	155 Kim Hodges	426 Shannon Mitchell	230 Kim Hodges	645 Shannon Mitchell
	143 Shelli Krotz	390 Shelli Krotz	227 Jessica Walker	625 Janet Anderson
	143 Chris Stockton	388 Jessica Walker	220 Chris Stockton	612 Dani Krotz
	134 Jessica Walker	379 Chris Stockton	217 Janet Anderson	610 Chris Stockton

Season High Scores

<u>Team Scratch Game</u>		<u>Team Scratch Series</u>		<u>Team Handicap Game</u>		<u>Team Handicap Series</u>	
859	DILLIGAF	2232	Kidds Korner	1037	DILLIGAF	2816	We Attempt
842	Kidds Korner	2224	DILLIGAF	1023	Kidds Korner	2811	DILLIGAF
781	Cruizers	2079	Cruizers	978	Cruizers	2803	Breeze Transport
699	Breeze Transport	2017	Breeze Transport	976	We Attempt	2766	Cruizers
642	We Attempt	1799	We Attempt	961	Breeze Transport	2753	Kidds Korner
623	Pin Busters	1706	Pin Busters	953	Pin Busters	2708	Pin Busters

	<u>Scratch Game</u>	<u>Scratch Series</u>	<u>Handicap Game</u>	<u>Handicap Series</u>
Men	300 Anthony Eigenberg	720 Anthony Eigenberg	324 Nick Kidd	802 DJ Miles
	288 Nick Kidd	700 DJ Miles	316 Steve Miller	793 Steve Miller
	268 DJ Miles	679 Nick Kidd	303 Anthony Eigenberg	787 Nick Kidd
	267 Steve Miller	678 Robert Waline Jr	302 DJ Miles	767 Rich Hancock
	258 Robert Waline Jr	668 Jason Feddersen	302 Bryan Hodges	767 John Krotz
	254 Kevin Moriarty	658 Kevin Moriarty	294 James Crown	754 Robert Waline Jr
	252 Bryan Hodges	646 Steve Miller	285 Robert Waline Jr	753 Bryan Hodges
	238 Rich Hancock	638 Rich Hancock	281 Rich Hancock	735 James Crown
	237 Jason Feddersen	629 John Krotz	281 Matt Young	729 Anthony Eigenberg
	234 John Krotz	602 Bryan Hodges	280 John Krotz	725 Nick Stockton
Women	225 Ashley Hancock	543 Dani Krotz	295 Shelli Krotz	768 Ashley Hancock
	221 Dani Krotz	513 Ashley Hancock	293 Ashley Hancock	727 Shelli Krotz
	209 Shelli Krotz	502 Hayley Kidd	274 Dani Krotz	727 Dani Krotz
	197 Shantel Miles	494 Shantel Miles	271 Shantel Miles	720 Jessica Walker
	192 Shannon Mitchell	491 Rebecca McPherson	270 Kim Hodges	716 Shantel Miles
	189 Kim Hodges	486 Shannon Mitchell	266 Shannon Mitchell	715 Shannon Mitchell
	183 Hayley Kidd	481 Kim Hodges	262 Chris Stockton	715 Kim Hodges
	182 Chris Stockton	478 Shelli Krotz	258 Jessica Walker	704 Chris Stockton
	179 Kira Hancock	475 Kira Hancock	257 Kira Hancock	704 Kira Hancock
	173 Karen Lopez	464 Chris Stockton	256 Jen Kidd	686 Jen Kidd

Team Rosters

1 - Pin Busters

<u>Name</u>	<u>Avg</u>	<u>HDCP</u>	<u>Pins</u>	<u>Gms</u>	<u>High Game</u>	<u>High Sers</u>	<u>HDCP Game</u>	<u>HDCP Sers</u>	<u>0's</u>	<u>100's</u>	<u>200's</u>	<u>0's</u>	<u>400's</u>	<u>500's</u>
Jessica F. Walker	117	93	9167	78	163	417	258	720	11	67	--	22	4	--
Jeff D. Snodgrass	127	83	10421	82	166	420	250	674	4	78	--	17	9	--
Matt Young	120	90	8167	68	188	411	281	702	11	57	--	19	3	--
Craig A. Schutt	158	52	13332	84	213	551	266	715	--	80	4	2	20	6
Alyssa G. Schutt	110	100	992	9	128	345	226	645	2	7	--	3	--	--

2 - Cruizers

<u>Name</u>	<u>Avg</u>	<u>HDCP</u>	<u>Pins</u>	<u>Gms</u>	<u>High Game</u>	<u>High Sers</u>	<u>HDCP Game</u>	<u>HDCP Sers</u>	<u>0's</u>	<u>100's</u>	<u>200's</u>	<u>0's</u>	<u>400's</u>	<u>500's</u>
Shelli Krotz	138	72	9556	69	209	478	295	727	2	66	1	8	15	--
Rich Hancock	176	34	14802	84	238	638	281	767	--	65	19	--	5	23
John L. Krotz	173	37	9350	54	234	629	280	767	--	46	8	--	5	13
Kira L. Hancock	136	74	11866	87	179	475	257	704	2	85	--	11	18	--
Kevin L. Moriarty	193	17	8109	42	254	658	270	706	--	27	15	--	--	14
Trish R. Hancock	bk135	75	0	0	0	0			--	--	--	--	--	--

3 - Kidds Korner

<u>Name</u>	<u>Avg</u>	<u>HDCP</u>	<u>Pins</u>	<u>Gms</u>	<u>High Game</u>	<u>High Sers</u>	<u>HDCP Game</u>	<u>HDCP Sers</u>	<u>0's</u>	<u>100's</u>	<u>200's</u>	<u>0's</u>	<u>400's</u>	<u>500's</u>
Jen Kidd	125	85	5663	45	164	410	256	686	2	43	--	13	2	--
Kim L. Hodges	135	75	7721	57	189	481	270	715	2	55	--	7	12	--
Justin M. Hodges	165	45	9419	57	214	560	268	720	--	50	7	--	10	9
Bryan L. Hodges	169	41	14735	87	252	602	302	753	--	75	12	--	12	17
Nick Kidd	187	23	12970	69	288	679	324	787	--	45	24	--	2	21

Town & Country 2025-26

4 - DILLIGAF

Name	Avg	HDCP	Pins	Gms	High Game	High Sers	HDCP Game	HDCP Sers	0's	100's	200's	0's	400's	500's
Marissa A. Crites	118	92	6744	57	157	396	249	677	7	50	--	19	--	--
Shantel A. Miles	138	72	7475	54	197	494	271	716	1	53	--	7	11	--
Steve Miller	173	37	14553	84	267	646	316	793	--	68	16	--	10	18
Robert L. Waline Jr	188	22	14684	78	258	678	285	754	--	52	26	--	2	24
DJ Miles	178	32	9662	54	268	700	302	802	--	43	11	--	4	14

5 - We Attempt

Name	Avg	HDCP	Pins	Gms	High Game	High Sers	HDCP Game	HDCP Sers	0's	100's	200's	0's	400's	500's
Ashley K. Hancock	144	66	6952	48	225	513	293	768	1	46	1	4	9	3
Dani Krotz	158	52	13777	87	221	543	274	727	--	80	7	2	17	10
Tyler J. Krotz	79	131	6948	87	135	316	267	724	80	7	--	29	--	--
Richard M. Serr	162	48	13687	84	200	552	250	699	--	82	2	--	17	11
Karen L. Lopez	135	75	4882	36	173	451	252	685	--	36	--	6	6	--

6 - Breeze Transport

Name	Avg	HDCP	Pins	Gms	High Game	High Sers	HDCP Game	HDCP Sers	0's	100's	200's	0's	400's	500's
Chris M. Stockton	133	77	11609	87	182	464	262	704	1	86	--	16	13	--
Shannon L. Mitchell	138	72	10356	75	192	486	266	715	1	74	--	10	15	--
James M. Crown	161	49	14009	87	232	560	294	735	--	79	8	1	18	10
Nick J. Stockton	166	44	12987	78	226	579	274	725	--	69	9	1	12	13
John A. Cornett	141	69	1275	9	175	475	246	688	--	9	--	1	2	--

Temporary Substitutes

 Men

Name	Avg	HDCP	Pins	Gms	High Game	High Sers	HDCP Game	HDCP Sers	0's	100's	200's	0's	400's	500's
Anthony C. Eigenberg	215	0	3225	15	300	720	303	729	--	4	11	--	--	5
Jason S. Feddersen	222	0	668	3	237	668	237	668	--	--	3	--	--	1
Brendon Head	117	93	1289	11	155	395	250	682	3	8	--	3	--	--
David D. Hibberd	179	31	538	3	215	538	246	631	--	2	1	--	--	1

 Women

Name	Avg	HDCP	Pins	Gms	High Game	High Sers	HDCP Game	HDCP Sers	0's	100's	200's	0's	400's	500's
Janet E. Anderson	124	86	1120	9	142	376	228	634	--	9	--	3	--	--
Hayley R. Kidd	162	48	1460	9	183	502	226	631	--	9	--	--	2	1
Rebecca L. McPherson	163	47	491	3	169	491	216	632	--	3	--	--	1	--

Individual High Averages

Men	Avg	Name	Women	Avg	Name
193.07	Kevin Moriarty	158.36	Dani Krotz		
188.26	Robert Waline Jr	144.83	Ashley Hancock		
187.97	Nick Kidd	138.49	Shelli Krotz		
178.93	DJ Miles	138.43	Shantel Miles		
176.21	Rich Hancock	138.08	Shannon Mitchell		

Most Improved Average

Men	Score	Change	Name	Women	Score	Change	Name
150	to	169.37 = +19.37	Bryan Hodges	128	to	138.49 = +10.49	Shelli Krotz
174	to	187.97 = +13.97	Nick Kidd	125	to	135.46 = +10.46	Kim Hodges
148	to	161.02 = +13.02	James Crown	108	to	117.53 = +9.53	Jessica Walker
161	to	173.25 = +12.25	Steve Miller	130	to	138.43 = +8.43	Shantel Miles
161	to	173.15 = +12.15	John Krotz	152	to	158.36 = +6.36	Dani Krotz

Most Un-Improved Averages

Men	Score	Change	Name	Women	Score	Change	Name
200	to	193.07 = -6.93	Kevin Moriarty	139	to	136.39 = -2.61	Kira Hancock
161	to	162.94 = +1.94	Richard Serr	138	to	138.08 = +0.08	Shannon Mitchell
162	to	165.25 = +3.25	Justin Hodges	117	to	118.32 = +1.32	Marissa Crites
123	to	127.09 = +4.09	Jeff Snodgrass	142	to	144.83 = +2.83	Ashley Hancock
162	to	166.50 = +4.50	Nick Stockton	123	to	125.84 = +2.84	Jen Kidd

Town & Country 2025-26

Big Apple Fun Center

Reprint of Scores -- Week 29

Lane 3 6 - Breeze Transport Week 29 3/29/2026

Name	Old		HDCP				
	Avg	HDCP	-1-	-2-	-3-	Total	Total
Chris M. Stockton	bk133	77	136	100	143	379	610
Shannon L. Mitchell	bk137	73	131	133	162	426	645
James M. Crown	bk161	49	166	150	156	472	619
Nick J. Stockton	bk165	45	161	201	185	547	682
			====	====	====	====	====
Scratch Total			594	584	646	1824	1824
Handicap			244	244	244		732
Total			838	828	890	1824	2556
Team Points Won			0.0	1.0	1.0	3.0	3.0

Lane 4 2 - Cruizers Week 29 3/29/2026

Name	Old		HDCP				
	Avg	HDCP	-1-	-2-	-3-	Total	Total
Shelli Krotz	bk138	72	143	120	127	390	606
Kira L. Hancock	bk135	75	159	138	178	475	700
Kevin L. Moriarty		194	16	180	186	157	523
Janet E. Anderson		125	85	132	118	120	370
			====	====	====	====	====
Scratch Total			614	562	582	1758	1758
Handicap			248	248	248		744
Total			862	810	830	1758	2502
Team Points Won			1.0	0.0	0.0	1.0	1.0

Lane 5 1 - Pin Busters Week 29 3/29/2026

Name	Old		HDCP				
	Avg	HDCP	-1-	-2-	-3-	Total	Total
Jessica F. Walker	bk117	93	132	134	122	388	667
Jeff D. Snodgrass	bk127	83	135	90	131	356	605
Matt Young		119	91	116	121	398	671
Craig A. Schutt	bk157	53	168	169	213	550	709
			====	====	====	====	====
Scratch Total			551	554	587	1692	1692
Handicap			320	320	320		960
Total			871	874	907	1692	2652
Team Points Won			0.0	0.0	1.0	1.0	1.0

Lane 6 4 - DILLIGAF Week 29 3/29/2026

Name	Old		HDCP				
	Avg	HDCP	-1-	-2-	-3-	Total	Total
Marissa A. Crites		118	92	a108	a108	a108	324
Shantel A. Miles		136	74	197	160	137	494
Steve Miller		172	38	192	175	199	566
Robert L. Waline Jr		187	23	201	212	186	599
			====	====	====	====	====
Scratch Total			698	655	630	1983	1983
Handicap			227	227	227		681
Total			925	882	857	1983	2664
Team Points Won			1.0	1.0	0.0	3.0	3.0

Lane 7 5 - We Attempt Week 29 3/29/2026

Name	Old		HDCP				
	Avg	HDCP	-1-	-2-	-3-	Total	Total
Ashley K. Hancock	bk144	66	166	158	144	468	666
Dani Krotz	bk158	52	144	132	180	456	612
Tyler J. Krotz	bk79	131	82	83	74	239	632
Karen L. Lopez		134	76	131	165	148	444
			====	====	====	====	====
Scratch Total			523	538	546	1607	1607
Handicap			325	325	325		975
Total			848	863	871	1607	2582
Team Points Won			0.0	1.0	1.0	3.0	3.0

Lane 8 3 - Kidds Korner Week 29 3/29/2026

Name	Old		HDCP				
	Avg	HDCP	-1-	-2-	-3-	Total	Total
Kim L. Hodges	bk135	75	134	141	155	430	655
Justin M. Hodges	bk165	45	171	134	165	470	605
Bryan L. Hodges	bk169	41	202	151	178	531	654
Nick Kidd	bk187	23	198	235	137	570	639
			====	====	====	====	====
Scratch Total			705	661	635	2001	2001
Handicap			184	184	184		552
Total			889	845	819	2001	2553
Team Points Won			1.0	0.0	0.0	1.0	1.0

Town & Country 2025-26

Big Apple Fun Center

* Bowlers listed must have a minimum of 1 games.

Change in Average

Name	-----Old-----		Old Avg	---Average Change---			Total	---Average Change---			Weekly Over Avg Series Avg +/-
	Pins	Games		-1-	-2-	-3-		New - Old ---> +/-			
Janet E. Anderson	750	6	125	132	118	120	370	124.44	- 125.00	= -0.56	370 - 375=-5
John A. Cornett	1275	9	bk141				0	141.67	- 141.67	= 0.00	
Marissa A. Crites	6744	57	118	a108	a108	a108	324	118.32	- 118.32	= 0.00	
James M. Crown	13537	84	bk161	166	150	156	472	161.02	- 161.15	= -0.13	472 - 483=-11
Anthony C. Eigenberg	3225	15	215				0	215.00	- 215.00	= 0.00	
Jason S. Feddersen	668	3	222				0	222.67	- 222.67	= 0.00	
Ashley K. Hancock	6484	45	bk144	166	158	144	468	144.83	- 144.09	= 0.74	468 - 432=36
Kira L. Hancock	11391	84	bk135	159	138	178	475	136.39	- 135.61	= 0.78	475 - 405=70
Rich Hancock	14802	84	bk176				0	176.21	- 176.21	= 0.00	
Brendon Head	1289	11	bk117				0	117.18	- 117.18	= 0.00	
David D. Hibberd	538	3	bk179				0	179.33	- 179.33	= 0.00	
Bryan L. Hodges	14204	84	bk169	202	151	178	531	169.37	- 169.10	= 0.27	531 - 507=24
Justin M. Hodges	8949	54	bk165	171	134	165	470	165.25	- 165.72	= -0.48	470 - 495=-25
Kim L. Hodges	7291	54	bk135	134	141	155	430	135.46	- 135.02	= 0.44	430 - 405=25
Hayley R. Kidd	1460	9	162				0	162.22	- 162.22	= 0.00	
Jen Kidd	5663	45	125				0	125.84	- 125.84	= 0.00	
Nick Kidd	12400	66	bk187	198	235	137	570	187.97	- 187.88	= 0.09	570 - 561=9
Dani Krotz	13321	84	bk158	144	132	180	456	158.36	- 158.58	= -0.23	456 - 474=-18
John L. Krotz	9350	54	bk173				0	173.15	- 173.15	= 0.00	
Shelli Krotz	9166	66	bk138	143	120	127	390	138.49	- 138.88	= -0.39	390 - 414=-24
Tyler J. Krotz	6709	84	bk79	82	83	74	239	79.86	- 79.87	= -0.01	239 - 237=2
Karen L. Lopez	4438	33	134	131	165	148	444	135.61	- 134.48	= 1.13	444 - 402=42
Rebecca L. McPherson	491	3	163				0	163.67	- 163.67	= 0.00	
DJ Miles	9662	54	178				0	178.93	- 178.93	= 0.00	
Shantel A. Miles	6981	51	136	197	160	137	494	138.43	- 136.88	= 1.54	494 - 408=86
Steve Miller	13987	81	172	192	175	199	566	173.25	- 172.68	= 0.57	566 - 516=50
Shannon L. Mitchell	9930	72	bk137	131	133	162	426	138.08	- 137.92	= 0.16	426 - 411=15
Kevin L. Moriarty	7586	39	194	180	186	157	523	193.07	- 194.51	= -1.44	523 - 582=-59
Alyssa G. Schutt	992	9	110				0	110.22	- 110.22	= 0.00	
Craig A. Schutt	12782	81	bk157	168	169	213	550	158.71	- 157.80	= 0.91	550 - 471=79
Richard M. Serr	13687	84	bk162				0	162.94	- 162.94	= 0.00	
Jeff D. Snodgrass	10065	79	bk127	135	90	131	356	127.09	- 127.41	= -0.32	356 - 381=-25
Chris M. Stockton	11230	84	bk133	136	100	143	379	133.44	- 133.69	= -0.25	379 - 399=-20
Nick J. Stockton	12440	75	bk165	161	201	185	547	166.50	- 165.87	= 0.63	547 - 495=52
Robert L. Waline Jr	14085	75	187	201	212	186	599	188.26	- 187.80	= 0.46	599 - 561=38
Jessica F. Walker	8779	75	bk117	132	134	122	388	117.53	- 117.05	= 0.47	388 - 351=37
Matt Young	7769	65	119	116	161	121	398	120.10	- 119.52	= 0.58	398 - 357=41

Town & Country 2025-26

Big Apple Fun Center

* Bowlers listed must have a minimum of 1 games.

High Average Listing

	<u>Name</u>	<u>True Average</u>	<u>Pins</u>	<u>Gms</u>	<u>To Raise Avg +1</u>	<u>To Drop Avg -1</u>
1	Jason S. Feddersen	222.67	668	3	670	663
2	Anthony C. Eigenberg	215.00	3225	15	663	644
3	Kevin L. Moriarty	193.07	8109	42	621	575
4	Robert L. Waline Jr	188.26	14684	78	625	543
5	Nick Kidd	187.97	12970	69	566	493
6	David D. Hibberd	179.33	538	3	542	535
7	DJ Miles	178.93	9662	54	541	483
8	Rich Hancock	176.21	14802	84	597	509
9	Steve Miller	173.25	14553	84	585	497
10	John L. Krotz	173.15	9350	54	568	510
11	Bryan L. Hodges	169.37	14735	87	565	474
12	Nick J. Stockton	166.50	12987	78	540	458
13	Justin M. Hodges	165.25	9419	57	541	480
14	Rebecca L. McPherson	163.67	491	3	493	486
15	Richard M. Serr	162.94	13687	84	494	406
16	Hayley R. Kidd	162.22	1460	9	496	483
17	James M. Crown	161.02	14009	87	571	480
18	Craig A. Schutt	158.71	13332	84	501	413
19	Dani Krotz	158.36	13777	87	533	442
20	Ashley K. Hancock	144.83	6952	48	443	391
21	John A. Cornett	141.67	1275	9	429	416
22	Shelli Krotz	138.49	9556	69	452	379
23	Shantel A. Miles	138.43	7475	54	448	390
24	Shannon L. Mitchell	138.08	10356	75	486	407
25	Kira L. Hancock	136.39	11866	87	464	373
26	Karen L. Lopez	135.61	4882	36	422	382
27	Kim L. Hodges	135.46	7721	57	439	378
28	Chris M. Stockton	133.44	11609	87	451	360
29	Jeff D. Snodgrass	127.09	10421	82	459	373
30	Jen Kidd	125.84	5663	45	385	336
31	Janet E. Anderson	124.44	1120	9	380	367
32	Matt Young	120.10	8167	68	424	352
33	Marissa A. Crites	118.32	6744	57	396	335
34	Jessica F. Walker	117.53	9167	78	391	309
35	Brendon Head	117.18	1289	11	363	348
36	Alyssa G. Schutt	110.22	992	9	340	327
37	Tyler J. Krotz	79.86	6948	87	252	161

Town & Country 2025-26

Big Apple Fun Center

* Bowlers listed must have a minimum of 22 games.

Note: This report includes information through March 29 which is Week 29 of 31

Most Improved Averages

Name	True		Most Improved		Name	True		Most Improved	
	Average	Gms	Avg	+/-		Average	Gms	Avg	+/-
Bryan L. Hodges	169.37	87	150	+19.37	Robert L. Waline Jr	188.26	78	183	+5.26
Nick Kidd	187.97	69	174	+13.97	DJ Miles	178.93	54	174	+4.93
James M. Crown	161.02	87	148	+13.02	Karen L. Lopez	135.61	36	131	+4.61
Steve Miller	173.25	84	161	+12.25	Nick J. Stockton	166.50	78	162	+4.50
John L. Krotz	173.15	54	161	+12.15	Jeff D. Snodgrass	127.09	82	123	+4.09
Shelli Krotz	138.49	69	128	+10.49	Chris M. Stockton	133.44	87	130	+3.44
Kim L. Hodges	135.46	57	125	+10.46	Justin M. Hodges	165.25	57	162	+3.25
Jessica F. Walker	117.53	78	108	+9.53	Jen Kidd	125.84	45	123	+2.84
Craig A. Schutt	158.71	84	150	+8.71	Ashley K. Hancock	144.83	48	142	+2.83
Shantel A. Miles	138.43	54	130	+8.43	Richard M. Serr	162.94	84	161	+1.94
Rich Hancock	176.21	84	168	+8.21	Marissa A. Crites	118.32	57	117	+1.32
Matt Young	120.10	68	113	+7.10	Shannon L. Mitchell	138.08	75	138	+0.08
Tyler J. Krotz	79.86	87	73	+6.86	Kira L. Hancock	136.39	87	139	-2.61
Dani Krotz	158.36	87	152	+6.36	Kevin L. Moriarty	193.07	42	200	-6.93

Town & Country 2025-26

Big Apple Fun Center

* Bowlers listed must have a minimum of 1 games.

Most Pins Over Average

Name	-----Old-----		Old				Total	---Average Change---			Weekly Over Avg
	Pins	Games	Avg	-1-	-2-	-3-		New - Old	---> +/-	Series Avg +/-	
Shantel A. Miles	6981	51	136	197	160	137	494	138.43	- 136.88	= 1.54	494 - 408=86
Craig A. Schutt	12782	81	bk157	168	169	213	550	158.71	- 157.80	= 0.91	550 - 471=79
Kira L. Hancock	11391	84	bk135	159	138	178	475	136.39	- 135.61	= 0.78	475 - 405=70
Nick J. Stockton	12440	75	bk165	161	201	185	547	166.50	- 165.87	= 0.63	547 - 495=52
Steve Miller	13987	81	172	192	175	199	566	173.25	- 172.68	= 0.57	566 - 516=50
Karen L. Lopez	4438	33	134	131	165	148	444	135.61	- 134.48	= 1.13	444 - 402=42
Matt Young	7769	65	119	116	161	121	398	120.10	- 119.52	= 0.58	398 - 357=41
Robert L. Waline Jr	14085	75	187	201	212	186	599	188.26	- 187.80	= 0.46	599 - 561=38
Jessica F. Walker	8779	75	bk117	132	134	122	388	117.53	- 117.05	= 0.47	388 - 351=37
Ashley K. Hancock	6484	45	bk144	166	158	144	468	144.83	- 144.09	= 0.74	468 - 432=36
Kim L. Hodges	7291	54	bk135	134	141	155	430	135.46	- 135.02	= 0.44	430 - 405=25
Bryan L. Hodges	14204	84	bk169	202	151	178	531	169.37	- 169.10	= 0.27	531 - 507=24
Shannon L. Mitchell	9930	72	bk137	131	133	162	426	138.08	- 137.92	= 0.16	426 - 411=15
Nick Kidd	12400	66	bk187	198	235	137	570	187.97	- 187.88	= 0.09	570 - 561=9
Tyler J. Krotz	6709	84	bk79	82	83	74	239	79.86	- 79.87	= -0.01	239 - 237=2
Janet E. Anderson	750	6	125	132	118	120	370	124.44	- 125.00	= -0.56	370 - 375=-5
James M. Crown	13537	84	bk161	166	150	156	472	161.02	- 161.15	= -0.13	472 - 483=-11
Dani Krotz	13321	84	bk158	144	132	180	456	158.36	- 158.58	= -0.23	456 - 474=-18
Chris M. Stockton	11230	84	bk133	136	100	143	379	133.44	- 133.69	= -0.25	379 - 399=-20
Shelli Krotz	9166	66	bk138	143	120	127	390	138.49	- 138.88	= -0.39	390 - 414=-24
Justin M. Hodges	8949	54	bk165	171	134	165	470	165.25	- 165.72	= -0.48	470 - 495=-25
Jeff D. Snodgrass	10065	79	bk127	135	90	131	356	127.09	- 127.41	= -0.32	356 - 381=-25
Kevin L. Moriarty	7586	39	194	180	186	157	523	193.07	- 194.51	= -1.44	523 - 582=-59

Town & Country 2025-26

Big Apple Fun Center

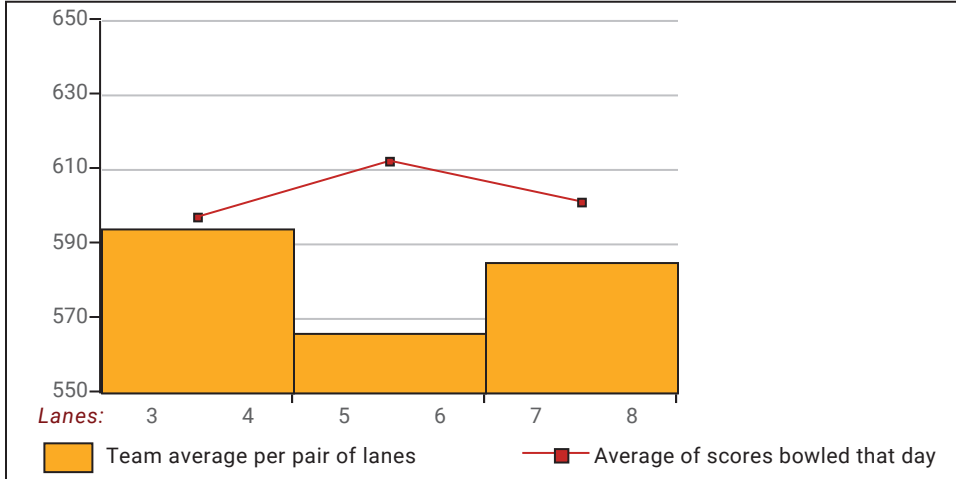
This report is for scores bowled March 29 which is Week 29 of 31

This Week's Statistics

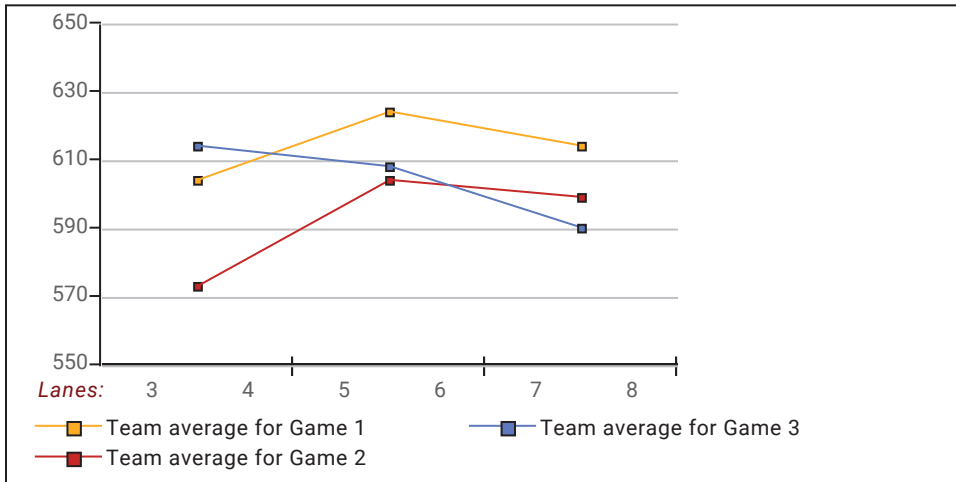
	Over All	Men	Women
How many people bowled	23	12	11
Number of games bowled	69	36	33
Actual average of week's scores	152.77	161.69	143.03
How many games above average	43	22	21
How many games below average	24	13	11
Pins above/below average per game	6.07	4.86	7.39
How many people raised average	14	7	7
by this amount	0.63	0.50	0.75
How many people went down	9	5	4
by this amount	-0.42	-0.48	-0.36
League average before bowling	147.24	157.44	136.11
League average after bowling	147.46	157.54	136.46
Change in league average	0.22	0.10	0.35
800s	--	--	--
775s	--	--	--
750s	--	--	--
725s	--	--	--
700s	--	--	--
675s	--	--	--
650s	--	--	--
625s	--	--	--
600s	--	--	--
575s	1	1	--
550s	3	3	--
525s	2	2	--
500s	1	1	--
475s	2	--	2
450s	4	2	2
425s	3	--	3
400s	--	--	--
below 400	7	3	4
300s	--	--	--
275s	--	--	--
250s	--	--	--
225s	1	1	--
200s	5	5	--
175s	12	9	3
150s	18	11	7
125s	22	4	18
100s	7	2	5
below 100	4	4	--

This report is for scores bowled March 29 which is Week 29 of 31

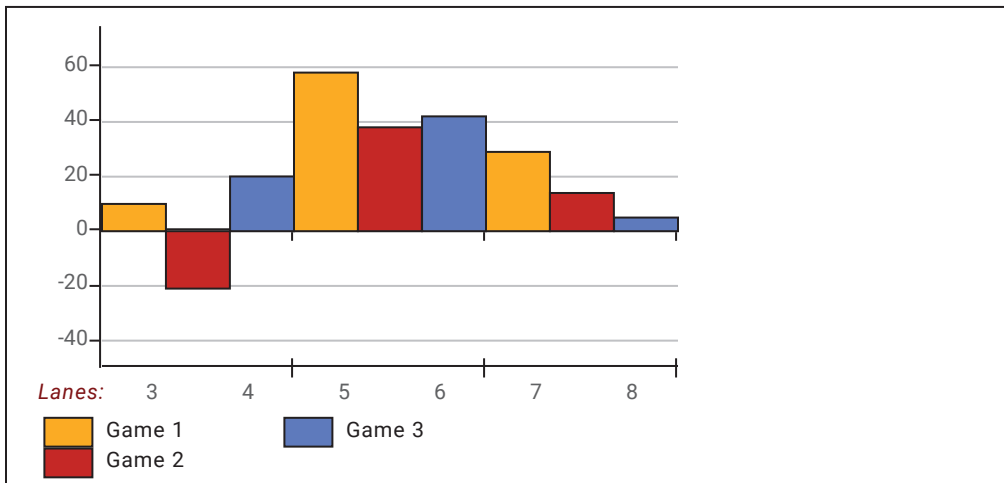
Team Average vs Avg of Scores



Average of Scores for Each Game

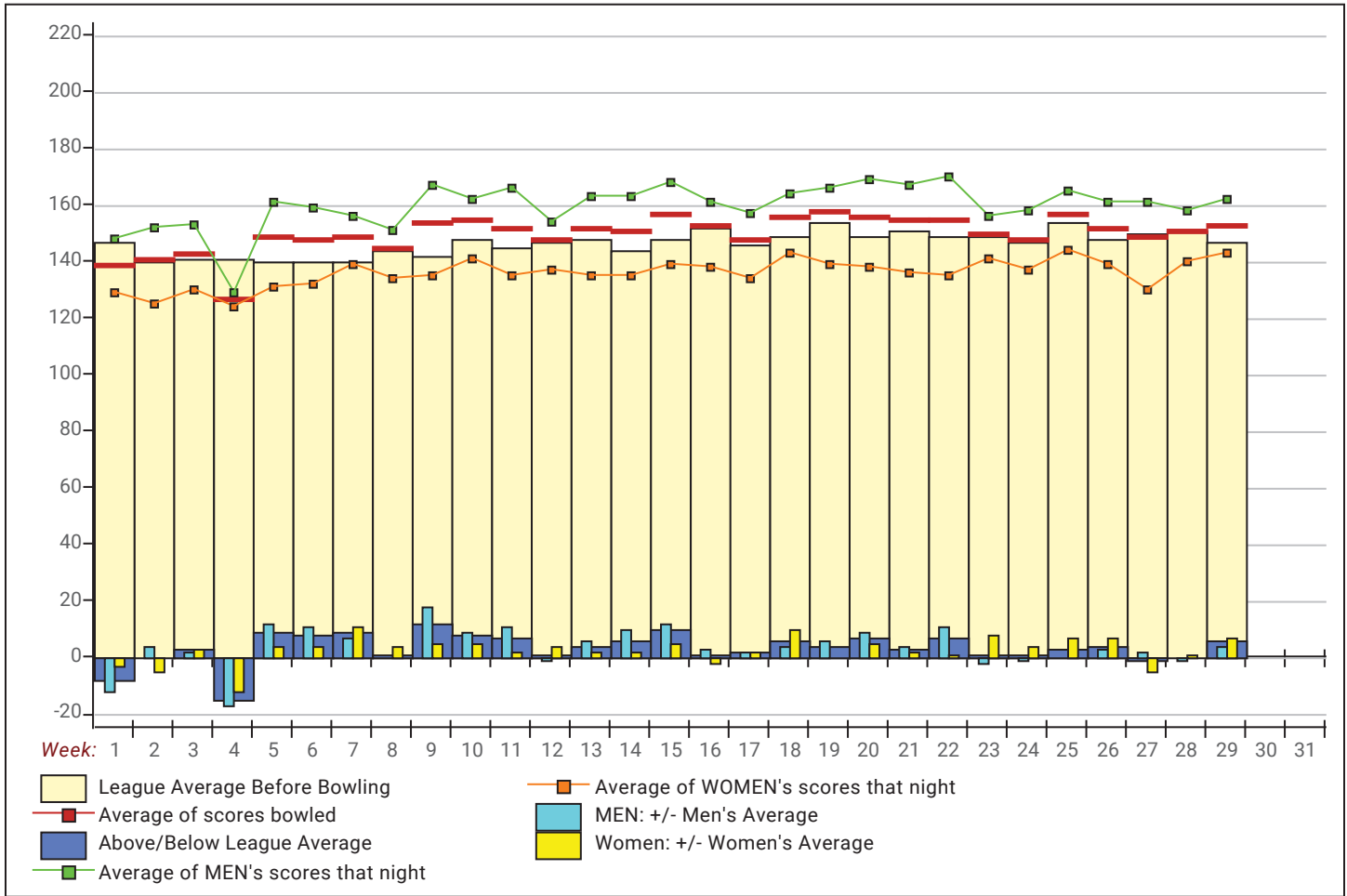


Amount Over/Under Team Average



This report is for scores bowled March 29 which is Week 29 of 31

League Average Week-by-Week



League Average Statistics for Last Week

	League	Right Hand	Left Hand	Men (Lft+Rt)	Women (Lft+Rt)
League Average Before Bowling	147.24	145.40	187.80	157.44	136.11
Average of scores bowled that night	152.77	150.64	199.67	161.69	143.03
New League Average After Bowling	147.46	145.60	188.26	157.54	136.46
Change in League Average	.22	.21	.46	.10	.35
People Who Bowled Over Average	14	13	1	7	7
People Who Bowled Under Average	9	9		5	4
Average Amount of Series Over Avg	43.14	43.54	38.00	41.86	44.43
Average Amount of Series Under Avg	-20.56	-20.56		-23.60	-16.75
Difference Avg, NiteAvg	6.07	5.77	12.67	4.86	7.39
Number of Bowlers	23	22	1	12	11
Number of Games Bowled	69	66	3	36	33
People Who Raised Their Average	14	13	1	7	7
Raised By an Average of This Amount	.63	.64	.46	.50	.75
People Who Lowered Their Average	9	9		5	4
Lowered By an Average of This Amou	-.42	-.42		-.48	-.36
Number of Games Bowled Over Avera	43	41	2	22	21
Number of Games Bowled Under Avera	24	23	1	13	11

Note: Averages are based only on people who bowled.

Press Release -- 3/30/2026

3/29/2026 Week 29 of 31

Town & Country 2025-26

Sunday 6:30 pm

Big Apple Fun Center

Lanes 3 - 8

Team Standings

Place	Team Name	Avg p/gm	Points Won	Points Lost	Year-To-Date WON	Y-T-D LOST
1	Kidds Korner	651	33	23	58½	57½
2	Pin Busters	517	33	23	59	57
3	We Attempt	540	33	23	59½	56½
4	DILLIGAF	643	26	30	60	56
5	Breeze Transport	595	23	33	59½	56½
6	Cruizers	636	20	36	51½	64½

*** Although not shown, standings are determined by points only for the current split

Last Week's Top Scores

	Scratch Game	Scratch Series	Handicap Game	Handicap Series
Men	235 Nick Kidd	599 Robert Waline Jr	266 Craig Schutt	709 Craig Schutt
	213 Craig Schutt	570 Nick Kidd	258 Nick Kidd	682 Nick Stockton
	212 Robert Waline Jr	566 Steve Miller	252 Matt Young	680 Steve Miller
	202 Bryan Hodges	550 Craig Schutt	246 Nick Stockton	671 Matt Young
	201 Nick Stockton	547 Nick Stockton	243 Bryan Hodges	668 Robert Waline Jr
	199 Steve Miller	531 Bryan Hodges	237 Steve Miller	654 Bryan Hodges
	186 Kevin Moriarty	523 Kevin Moriarty	235 Robert Waline Jr	639 Nick Kidd
	171 Justin Hodges	472 James Crown	218 Jeff Snodgrass	632 Tyler Krotz
	166 James Crown	470 Justin Hodges	216 Justin Hodges	619 James Crown
	161 Matt Young	398 Matt Young	215 James Crown	605 Justin Hodges
				605 Jeff Snodgrass
Women	197 Shantel Miles	494 Shantel Miles	271 Shantel Miles	716 Shantel Miles
	180 Dani Krotz	475 Kira Hancock	253 Kira Hancock	700 Kira Hancock
	178 Kira Hancock	468 Ashley Hancock	241 Karen Lopez	672 Karen Lopez
	166 Ashley Hancock	456 Dani Krotz	235 Shannon Mitchell	667 Jessica Walker
	165 Karen Lopez	444 Karen Lopez	232 Ashley Hancock	666 Ashley Hancock
	162 Shannon Mitchell	430 Kim Hodges	232 Dani Krotz	655 Kim Hodges
	155 Kim Hodges	426 Shannon Mitchell	230 Kim Hodges	645 Shannon Mitchell
	143 Shelli Krotz	390 Shelli Krotz	227 Jessica Walker	625 Janet Anderson
	143 Chris Stockton	388 Jessica Walker	220 Chris Stockton	612 Dani Krotz
	134 Jessica Walker	379 Chris Stockton	217 Janet Anderson	610 Chris Stockton

Local and Bowling Center Awards

Name	USBC ID Number	Award Average	Award Games	G1	G2	G3	Series	Award Score	Award Received
Kira L. Hancock	4132-797 USBC	135	84	159	138	178	475	178	175 Game (Local Assoc. Awards)
Nick Kidd	1489-496 USBC	187	66	198	235	137	570	235	225 Game (Local Assoc. Awards)
Shantel A. Miles	1489-1902 USBC	136	51	197	160	137	494	197	175 Game (Local Assoc. Awards)
Craig A. Schutt	1494-3217 USBC	157	81	168	169	213	550	213	200 Game (Local Assoc. Awards)
Nick J. Stockton	1494-2685 USBC	165	75	161	201	185	547	201	200 Game (Local Assoc. Awards)
Matt Young	9726-4114 USBC	119	65	116	161	121	398	161	150 Game (Local Assoc. Awards)