

# Town & Country 2024-25

Sunday 6:30 pm

## Big Apple Fun Center

Lanes 3 - 8

President: John Krotz (308)440-9799

Vice President: Richard Serr (308)440-0152

Secretary/Treasurer: Trish Hancock (308)440-6787

### Team Standings

Place	#	Team Name	Points Won	Points Lost	%Won	Pins + HDCP	Scratch Pins	Avg p/gm	High Game	High Sers	HDCP Game	HDCP Sers
1	3	We Attempt	37	15	71.2	71355	45237	538	650	1820	962	2732
2	2	Breeze Transport	33	19	63.5	71807	50666	603	736	1969	1002	2701
3	1	Kidds Korner	31	21	59.6	71882	54575	649	753	2155	955	2773
4	5	Pin Busters	29	23	55.8	71475	42393	504	619	1656	955	2649
5	6	Cruizers	24	28	46.2	70872	51942	618	725	1996	981	2734
6	4	Bye Team	2	50		0	0		0	0	0	0

### Review of Last Week's Bowling....

Lanes	Team Name	HDCP -1-	HDCP -2-	HDCP -3-	HDCP Total	Last Wk WON	Team Name	HDCP -1-	HDCP -2-	HDCP -3-	HDCP Total	Last Wk WON
3-4	We Attempt	816	844	843	2503	4	<---> Bye Team	0	0	0	0	0
5-6	Pin Busters	788	878	880	2546	3	<---> Cruizers	786	892	827	2505	1
7-8	Kidds Korner	818	900	835	2553	3	<---> Breeze Transport	947	798	758	2503	1

### Lane Assignments

	3-4	5-6	7-8
Wk29 03/30	6- 2	1- 4	5- 3
Wk30 04/06	👉 Position Round- Start Lane - 3		
Wk31 04/13	👉 Roll-Off- Start Lane - 2		

### Last Week's Top Scores

	Team Scratch Game	Team Scratch Series	Team Handicap Game	Team Handicap Series
	753 Kidds Korner	2112 Kidds Korner	947 Breeze Transport	2553 Kidds Korner
	711 Breeze Transport	1866 Cruizers	900 Kidds Korner	2546 Pin Busters
	679 Cruizers	1795 Breeze Transport	892 Cruizers	2505 Cruizers
	554 Pin Busters	1600 We Attempt	880 Pin Busters	2503 Breeze Transport
	543 We Attempt	1568 Pin Busters	844 We Attempt	2503 We Attempt
	Scratch Game	Scratch Series	Handicap Game	Handicap Series
<b>Men</b>	236 James Crown	618 Jeremy Sklenar	285 James Crown	690 Rich Hancock
	226 Jeremy Sklenar	567 Rich Hancock	249 John Cornett	671 Craig Schutt
	201 Justin Hodges	548 Bryan Hodges	245 Craig Schutt	662 Bryan Hodges
	201 Rich Hancock	522 Richard Serr	242 Rich Hancock	661 Jeff Snodgrass
	194 Craig Schutt	518 Craig Schutt	239 Justin Hodges	657 Richard Serr
	192 Bryan Hodges	497 Justin Hodges	239 Jeff Snodgrass	641 John Cornett
	190 Richard Serr	493 James Crown	235 Richard Serr	640 James Crown
	178 John Cornett	475 Nick Stockton	230 Jeremy Sklenar	639 Tyler Krotz
	171 Nick Stockton	461 John Krotz	230 Bryan Hodges	630 Jeremy Sklenar
	171 John Krotz	428 John Cornett	219 Tyler Krotz	611 Justin Hodges
<b>Women</b>	180 Kim Hodges	449 Kim Hodges	247 Kim Hodges	672 Trish Hancock
	166 Trish Hancock	447 Trish Hancock	243 Jessica Walker	664 Jessica Walker
	161 Shelli Krotz	437 Dani Krotz	241 Trish Hancock	650 Kim Hodges
	159 Ashley Hancock	401 Ashley Hancock	228 Shelli Krotz	627 Chris Stockton
	150 Dani Krotz	399 Chris Stockton	227 Ashley Hancock	605 Ashley Hancock
	148 Chris Stockton	391 Shelli Krotz	224 Chris Stockton	602 Dani Krotz
	147 Jessica Walker	376 Jessica Walker	205 Dani Krotz	592 Shelli Krotz

**Season High Scores**

Team Scratch Game		Team Scratch Series		Team Handicap Game		Team Handicap Series	
753	Kidds Korner	2155	Kidds Korner	1002	Breeze Transport	2773	Kidds Korner
736	Breeze Transport	1996	Cruizers	981	Cruizers	2734	Cruizers
725	Cruizers	1969	Breeze Transport	962	We Attempt	2732	We Attempt
650	We Attempt	1820	We Attempt	955	Kidds Korner	2701	Breeze Transport
619	Pin Busters	1656	Pin Busters	955	Pin Busters	2649	Pin Busters

	Scratch Game	Scratch Series	Handicap Game	Handicap Series
<b>Men</b>	279 John Krotz	697 Nick Kidd	313 John Krotz	781 Brendon Head
	257 Nick Kidd	661 John Krotz	300 Brendon Head	781 Bryan Hodges
	242 Nick Stockton	635 Richard Serr	285 Nick Stockton	779 Richard Serr
	236 James Crown	631 Bryan Hodges	285 James Crown	763 John Krotz
	232 Rich Hancock	618 Jeremy Sklenar	283 Jeff Snodgrass	760 Nick Kidd
	226 Jeremy Sklenar	608 Nick Stockton	280 Rich Hancock	751 Rich Hancock
	225 Justin Hodges	607 Rich Hancock	278 Nick Kidd	746 Nick Stockton
	225 Richard Serr	571 Craig Schutt	274 Bryan Hodges	731 Jeff Snodgrass
	224 Bryan Hodges	558 Justin Hodges	273 Richard Serr	714 Craig Schutt
	217 Craig Schutt	552 James Crown	267 Craig Schutt	711 James Crown
<b>Women</b>	225 Kim Hodges	587 Dani Krotz	298 Kim Hodges	758 Dani Krotz
	213 Dani Krotz	532 Ashley Hancock	291 Shannon Mitchell	740 Kim Hodges
	212 Shannon Mitchell	530 Michelle Limbach	283 Shelli Krotz	737 Shannon Mitchell
	207 Shelli Krotz	526 Kim Hodges	280 Dani Krotz	736 Chris Stockton
	207 Ashley Hancock	500 Shannon Mitchell	272 Chris Stockton	723 Trish Hancock
	192 Chris Stockton	496 Chris Stockton	269 Ashley Hancock	718 Ashley Hancock
	191 Trish Hancock	492 Trish Hancock	268 Trish Hancock	698 Jessica Walker
	181 Michelle Limbach	480 Shelli Krotz	264 Jessica Walker	690 Shelli Krotz
	169 Kira Hancock	409 Kira Hancock	253 Kira Hancock	661 Kira Hancock
	164 Jessica Walker	404 Janet Anderson	248 Janet Anderson	653 Janet Anderson

**Team Rosters**

**1 - Kidds Korner**

Name	Avg	HDCP	Pins	Gms	High Game	High Sers	HDCP Game	HDCP Sers	0's	100's	200's	0's	400's	500's
Kim L. Hodges	143	67	11217	78	225	526	298	740	--	76	2	9	14	3
Bryan L. Hodges	172	38	14005	81	224	631	274	781	--	66	15	--	9	18
Justin M. Hodges	171	39	6701	39	225	558	265	690	--	34	5	--	3	10
Keith D. Koupal	132	78	7946	60	169	453	248	693	--	60	--	10	10	--
Nick Kidd	193	17	12789	66	257	697	278	760	--	37	29	--	1	21

**2 - Breeze Transport**

Name	Avg	HDCP	Pins	Gms	High Game	High Sers	HDCP Game	HDCP Sers	0's	100's	200's	0's	400's	500's
Chris M. Stockton	134	76	10877	81	192	496	272	736	1	80	--	13	14	--
Shannon L. Mitchell	138	72	6627	48	212	500	291	737	1	46	1	5	10	1
James M. Crown	161	49	13542	84	236	552	285	711	--	79	5	--	18	10
Nick J. Stockton	170	40	13781	81	242	608	285	746	--	68	13	--	13	14
John A. Cornett	139	71	5452	39	188	487	258	695	1	38	--	4	9	--

**3 - We Attempt**

Name	Avg	HDCP	Pins	Gms	High Game	High Sers	HDCP Game	HDCP Sers	0's	100's	200's	0's	400's	500's
Ashley K. Hancock	142	68	11950	84	207	532	269	718	4	79	1	9	18	1
Dani Krotz	155	55	12443	80	213	587	280	758	--	77	3	3	14	9
Tyler J. Krotz	77	133	6513	84	123	277	256	676	81	3	--	28	--	--
Richard M. Serr	165	45	12913	78	225	635	273	779	--	73	5	--	12	14

**4 - Bye Team**


**5 - Pin Busters**

Name	Avg	HDCP	Pins	Gms	High Game	High Sers	HDCP Game	HDCP Sers	0's	100's	200's	0's	400's	500's
Jessica F. Walker	114	96	8942	78	164	401	264	698	17	61	--	25	1	--
Jeff D. Snodgrass	127	83	10733	84	191	455	283	731	4	80	--	18	10	--
Craig A. Schutt	160	50	13458	84	217	571	267	714	--	80	4	--	19	9
Brendon Head	113	97	6447	57	197	472	300	781	19	38	--	18	1	--


6 - Cruizers

Name	Avg	HDCP	Pins	Gms	High Game	High Sers	HDCP Game	HDCP Sers	0's	100's	200's	0's	400's	500's
Trish R. Hancock	135	75	9786	72	191	492	268	723	3	69	--	10	14	--
Shelli Krotz	142	68	11005	77	207	480	283	690	1	75	1	4	21	--
Rich Hancock	170	40	10731	63	232	607	280	751	--	55	8	1	7	13
John L. Krotz	179	31	14513	81	279	661	313	763	--	65	16	--	5	22

Temporary Substitutes

 **Men**

Name	Avg	HDCP	Pins	Gms	High Game	High Sers	HDCP Game	HDCP Sers	0's	100's	200's	0's	400's	500's
Brendon Head	78	132	1888	24	115	276	258	692	20	4	--	8	--	--
David D. Hibberd	bk180	30	520	3	198	520	228	610	--	3	--	--	--	1
Jeremy D. Sklenar	206	4	618	3	226	618	230	630	--	1	2	--	--	1

 **Women**

Name	Avg	HDCP	Pins	Gms	High Game	High Sers	HDCP Game	HDCP Sers	0's	100's	200's	0's	400's	500's
Janet E. Anderson	126	84	1134	9	161	404	248	653	1	8	--	2	1	--
Kira L. Hancock	128	82	2689	21	169	409	253	661	--	21	--	6	1	--
Angie C. Hauserman	101	109	304	3	108	304	217	631	1	2	--	1	--	--
Michelle L. Limbach	bk179	31	530	3	181	530	212	623	--	3	--	--	--	1

Individual High Averages

<b>Men</b>	193.77	Nick Kidd	<b>Women</b>	155.54	Dani Krotz
	179.17	John Krotz		143.81	Kim Hodges
	172.90	Bryan Hodges		142.92	Shelli Krotz
	171.82	Justin Hodges		142.26	Ashley Hancock
	170.33	Rich Hancock		138.06	Shannon Mitchell

Most Improved Average

<b>Men</b>	101	to	113.11	=	+12.11	Brendon Head	<b>Women</b>	147	to	155.54	=	+8.54	Dani Krotz
	156	to	165.55	=	+9.55	Richard Serr		127	to	134.28	=	+7.28	Chris Stockton
	186	to	193.77	=	+7.77	Nick Kidd		131	to	135.92	=	+4.92	Trish Hancock
	154	to	161.21	=	+7.21	James Crown		111	to	114.64	=	+3.64	Jessica Walker
	122	to	127.77	=	+5.77	Jeff Snodgrass		136	to	138.06	=	+2.06	Shannon Mitchell

Most Un-Improved Averages

<b>Men</b>	171	to	160.21	=	-10.79	Craig Schutt	<b>Women</b>	146	to	142.26	=	-3.74	Ashley Hancock
	141	to	139.79	=	-1.21	John Cornett		144	to	142.92	=	-1.08	Shelli Krotz
	78	to	77.54	=	-0.46	Tyler Krotz		128	to	128.05	=	+0.05	Kira Hancock
	171	to	171.82	=	+0.82	Justin Hodges		142	to	143.81	=	+1.81	Kim Hodges
	77	to	78.67	=	+1.67	Brendon Head		136	to	138.06	=	+2.06	Shannon Mitchell

# Town & Country 2024-25

## Big Apple Fun Center

### Reprint of Scores -- Week 28

#### Lane 3 3 - We Attempt Week 28 3/23/2025

Name	Old	Old	-1-	-2-	-3-	Total	HDCP
	Avg	HDCP					Total
Ashley K. Hancock	142	68	120	159	122	401	605
Dani Krotz	155	55	143	150	144	437	602
Tyler J. Krotz	77	133	78	76	86	240	639
Richard M. Serr	165	45	174	158	190	522	657
			====	====	====	====	====
Scratch Total			515	543	542	1600	1600
Handicap			301	301	301		903
Total			816	844	843	1600	2503
Team Points Won			1.0	1.0	1.0	4.0	4.0

#### Lane 4 4 - Bye Team Week 28 3/23/2025

Name	Old	Old	-1-	-2-	-3-	Total	HDCP
	Avg	HDCP					Total
No one bowled							

#### Lane 5 5 - Pin Busters Week 28 3/23/2025

Name	Old	Old	-1-	-2-	-3-	Total	HDCP
	Avg	HDCP					Total
Jessica F. Walker	114	96	102	127	147	376	664
Jeff D. Snodgrass	127	83	124	156	132	412	661
Craig A. Schutt	159	51	150	174	194	518	671
Brendon Head	114	96	86	95	81	262	550
			====	====	====	====	====
Scratch Total			462	552	554	1568	1568
Handicap			326	326	326		978
Total			788	878	880	1568	2546
Team Points Won			1.0	0.0	1.0	3.0	3.0

#### Lane 6 6 - Cruizers Week 28 3/23/2025

Name	Old	Old	-1-	-2-	-3-	Total	HDCP
	Avg	HDCP					Total
Trish R. Hancock	135	75	134	166	147	447	672
Shelli Krotz	143	67	110	161	120	391	592
Rich Hancock	169	41	190	201	176	567	690
John L. Krotz	180	30	139	151	171	461	551
			====	====	====	====	====
Scratch Total			573	679	614	1866	1866
Handicap			213	213	213		639
Total			786	892	827	1866	2505
Team Points Won			0.0	1.0	0.0	1.0	1.0

#### Lane 7 1 - Kidds Korner Week 28 3/23/2025

Name	Old	Old	-1-	-2-	-3-	Total	HDCP
	Avg	HDCP					Total
Kim L. Hodges	143	67	132	180	137	449	650
Bryan L. Hodges	172	38	178	192	178	548	662
Justin M. Hodges	172	38	141	155	201	497	611
Jeremy D. Sklenar	206	4	220	226	172	618	630
			====	====	====	====	====
Scratch Total			671	753	688	2112	2112
Handicap			147	147	147		441
Total			818	900	835	2112	2553
Team Points Won			0.0	1.0	1.0	3.0	3.0

#### Lane 8 2 - Breeze Transport Week 28 3/23/2025

Name	Old	Old	-1-	-2-	-3-	Total	HDCP
	Avg	HDCP					Total
Chris M. Stockton	134	76	126	148	125	399	627
John A. Cornett	139	71	178	136	114	428	641
James M. Crown	161	49	236	130	127	493	640
Nick J. Stockton	170	40	171	148	156	475	595
			====	====	====	====	====
Scratch Total			711	562	522	1795	1795
Handicap			236	236	236		708
Total			947	798	758	1795	2503
Team Points Won			1.0	0.0	0.0	1.0	1.0

# Town & Country 2024-25

## Big Apple Fun Center

\* Bowlers listed must have a minimum of 1 games.

### Change in Average

Name	-----Old-----		Old					---Average Change---			Weekly Over Avg
	Pins	Games	Avg	-1-	-2-	-3-	Total	New	Old	---> +/-	Series Avg +/-
Janet E. Anderson	1134	9	126				0	126.00	- 126.00	= 0.00	
John A. Cornett	5024	36	139	178	136	114	428	139.79	- 139.56	= 0.24	428 - 417=11
James M. Crown	13049	81	161	236	130	127	493	161.21	- 161.10	= 0.12	493 - 483=10
Ashley K. Hancock	11549	81	142	120	159	122	401	142.26	- 142.58	= -0.32	401 - 426=-25
Kira L. Hancock	2689	21	128				0	128.05	- 128.05	= 0.00	
Rich Hancock	10164	60	169	190	201	176	567	170.33	- 169.40	= 0.93	567 - 507=60
Trish R. Hancock	9339	69	135	134	166	147	447	135.92	- 135.35	= 0.57	447 - 405=42
Angie C. Hauserman	304	3	101				0	101.33	- 101.33	= 0.00	
Brendon Head	6185	54	114	86	95	81	262	113.11	- 114.54	= -1.43	262 - 342=-80
Brendon Head	1888	24	78				0	78.67	- 78.67	= 0.00	
David D. Hibberd	520	3	bk180				0	173.33	- 173.33	= 0.00	
Bryan L. Hodges	13457	78	172	178	192	178	548	172.90	- 172.53	= 0.38	548 - 516=32
Justin M. Hodges	6204	36	172	141	155	201	497	171.82	- 172.33	= -0.51	497 - 516=-19
Kim L. Hodges	10768	75	143	132	180	137	449	143.81	- 143.57	= 0.23	449 - 429=20
Nick Kidd	12789	66	193				0	193.77	- 193.77	= 0.00	
Keith D. Koupal	7946	60	132				0	132.43	- 132.43	= 0.00	
Dani Krotz	12006	77	155	143	150	144	437	155.54	- 155.92	= -0.38	437 - 465=-28
John L. Krotz	14052	78	180	139	151	171	461	179.17	- 180.15	= -0.98	461 - 540=-79
Shelli Krotz	10614	74	143	110	161	120	391	142.92	- 143.43	= -0.51	391 - 429=-38
Tyler J. Krotz	6273	81	77	78	76	86	240	77.54	- 77.44	= 0.09	240 - 231=9
Michelle L. Limbach	530	3	bk179				0	176.67	- 176.67	= 0.00	
Shannon L. Mitchell	6627	48	138				0	138.06	- 138.06	= 0.00	
Craig A. Schutt	12940	81	159	150	174	194	518	160.21	- 159.75	= 0.46	518 - 477=41
Richard M. Serr	12391	75	165	174	158	190	522	165.55	- 165.21	= 0.34	522 - 495=27
Jeremy D. Sklenar	0	0	206	220	226	172	618	206.00	- 0.00	= 206.00	618 - 618=0
Jeff D. Snodgrass	10321	81	127	124	156	132	412	127.77	- 127.42	= 0.35	412 - 381=31
Chris M. Stockton	10478	78	134	126	148	125	399	134.28	- 134.33	= -0.05	399 - 402=-3
Nick J. Stockton	13306	78	170	171	148	156	475	170.14	- 170.59	= -0.45	475 - 510=-35
Jessica F. Walker	8566	75	114	102	127	147	376	114.64	- 114.21	= 0.43	376 - 342=34

# Town & Country 2024-25

## Big Apple Fun Center

\* Bowlers listed must have a minimum of 1 games.

### High Average Listing

	<u>Name</u>	<u>True Average</u>	<u>Pins</u>	<u>Gms</u>	<u>To Raise Avg +1</u>	<u>To Drop Avg -1</u>
1	Jeremy D. Sklenar	206.00	618	3	624	617
2	Nick Kidd	193.77	12789	66	597	527
3	John L. Krotz	179.17	14513	81	607	522
4	Michelle L. Limbach	176.67	530	3	532	525
5	David D. Hibberd	173.33	520	3	524	517
6	Bryan L. Hodges	172.90	14005	81	527	442
7	Justin M. Hodges	171.82	6701	39	523	480
8	Rich Hancock	170.33	10731	63	555	488
9	Nick J. Stockton	170.14	13781	81	583	498
10	Richard M. Serr	165.55	12913	78	533	451
11	James M. Crown	161.21	13542	84	552	464
12	Craig A. Schutt	160.21	13458	84	549	461
13	Dani Krotz	155.54	12443	80	505	421
14	Kim L. Hodges	143.81	11217	78	447	365
15	Shelli Krotz	142.92	11005	77	435	354
16	Ashley K. Hancock	142.26	11950	84	491	403
17	John A. Cornett	139.79	5452	39	428	385
18	Shannon L. Mitchell	138.06	6627	48	462	410
19	Trish R. Hancock	135.92	9786	72	414	338
20	Chris M. Stockton	134.28	10877	81	463	378
21	Keith D. Koupal	132.43	7946	60	433	369
22	Kira L. Hancock	128.05	2689	21	407	382
23	Jeff D. Snodgrass	127.77	10733	84	403	315
24	Janet E. Anderson	126.00	1134	9	390	377
25	Jessica F. Walker	114.64	8942	78	373	291
26	Brendon Head	113.11	6447	57	393	332
27	Angie C. Hauserman	101.33	304	3	308	301
28	Brendon Head	78.67	1888	24	245	217
29	Tyler J. Krotz	77.54	6513	84	273	185

# Town & Country 2024-25

## Big Apple Fun Center

\* Bowlers listed must have a minimum of 22 games.

Note: This report includes information through March 23 which is Week 28 of 31

### Most Improved Averages

Name	True		Most Improved		Name	True		Most Improved	
	Average	Gms	Avg	+/-		Average	Gms	Avg	+/-
Brendon Head	113.11	57	101	+12.11	Keith D. Koupal	132.43	60	130	+2.43
Richard M. Serr	165.55	78	156	+9.55	Rich Hancock	170.33	63	168	+2.33
Dani Krotz	155.54	80	147	+8.54	Shannon L. Mitchell	138.06	48	136	+2.06
Nick Kidd	193.77	66	186	+7.77	Kim L. Hodges	143.81	78	142	+1.81
Chris M. Stockton	134.28	81	127	+7.28	Brendon Head	78.67	24	77	+1.67
James M. Crown	161.21	84	154	+7.21	Justin M. Hodges	171.82	39	171	+0.82
Jeff D. Snodgrass	127.77	84	122	+5.77	Tyler J. Krotz	77.54	84	78	-0.46
Nick J. Stockton	170.14	81	165	+5.14	Shellie Krotz	142.92	77	144	-1.08
Trish R. Hancock	135.92	72	131	+4.92	John A. Cornett	139.79	39	141	-1.21
Bryan L. Hodges	172.90	81	168	+4.90	Ashley K. Hancock	142.26	84	146	-3.74
Jessica F. Walker	114.64	78	111	+3.64	Craig A. Schutt	160.21	84	171	-10.79
John L. Krotz	179.17	81	176	+3.17					

# Town & Country 2024-25

## Big Apple Fun Center

\* Bowlers listed must have a minimum of 1 games.

### Most Pins Over Average

Name	-----Old-----		Old				---Average Change---				Weekly Over Avg	
	Pins	Games	Avg	-1-	-2-	-3-	Total	New - Old	---> +/-	=	Series Avg +/-	
Rich Hancock	10164	60	169	190	201	176	567	170.33	- 169.40	=	0.93	567 - 507=60
Trish R. Hancock	9339	69	135	134	166	147	447	135.92	- 135.35	=	0.57	447 - 405=42
Craig A. Schutt	12940	81	159	150	174	194	518	160.21	- 159.75	=	0.46	518 - 477=41
Jessica F. Walker	8566	75	114	102	127	147	376	114.64	- 114.21	=	0.43	376 - 342=34
Bryan L. Hodges	13457	78	172	178	192	178	548	172.90	- 172.53	=	0.38	548 - 516=32
Jeff D. Snodgrass	10321	81	127	124	156	132	412	127.77	- 127.42	=	0.35	412 - 381=31
Richard M. Serr	12391	75	165	174	158	190	522	165.55	- 165.21	=	0.34	522 - 495=27
Kim L. Hodges	10768	75	143	132	180	137	449	143.81	- 143.57	=	0.23	449 - 429=20
John A. Cornett	5024	36	139	178	136	114	428	139.79	- 139.56	=	0.24	428 - 417=11
James M. Crown	13049	81	161	236	130	127	493	161.21	- 161.10	=	0.12	493 - 483=10
Tyler J. Krotz	6273	81	77	78	76	86	240	77.54	- 77.44	=	0.09	240 - 231=9
Jeremy D. Sklenar	0	0	206	220	226	172	618	206.00	- 0.00	=	206.00	618 - 618=0
Chris M. Stockton	10478	78	134	126	148	125	399	134.28	- 134.33	=	-0.05	399 - 402=-3
Justin M. Hodges	6204	36	172	141	155	201	497	171.82	- 172.33	=	-0.51	497 - 516=-19
Ashley K. Hancock	11549	81	142	120	159	122	401	142.26	- 142.58	=	-0.32	401 - 426=-25
Dani Krotz	12006	77	155	143	150	144	437	155.54	- 155.92	=	-0.38	437 - 465=-28
Nick J. Stockton	13306	78	170	171	148	156	475	170.14	- 170.59	=	-0.45	475 - 510=-35
Shelli Krotz	10614	74	143	110	161	120	391	142.92	- 143.43	=	-0.51	391 - 429=-38
John L. Krotz	14052	78	180	139	151	171	461	179.17	- 180.15	=	-0.98	461 - 540=-79
Brendon Head	6185	54	114	86	95	81	262	113.11	- 114.54	=	-1.43	262 - 342=-80



# Town & Country 2024-25

## Big Apple Fun Center

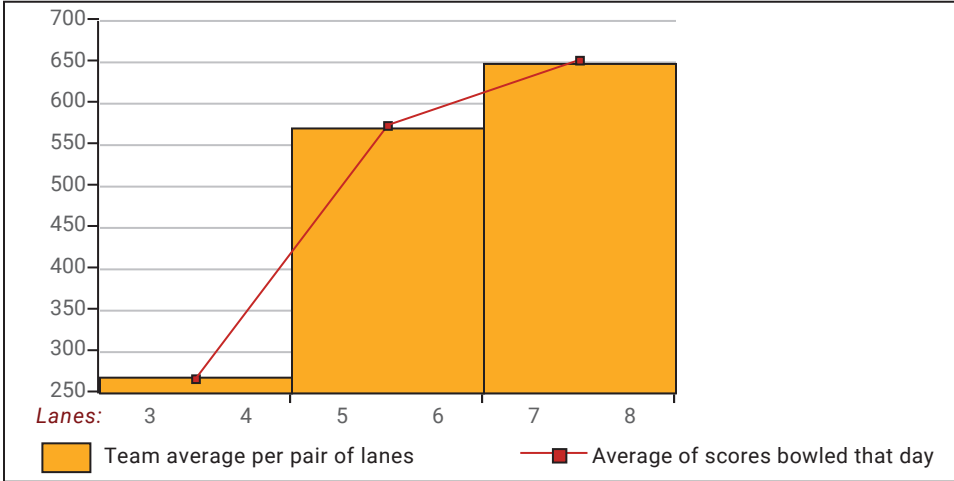
This report is for scores bowled March 23 which is Week 28 of 31

### This Week's Statistics

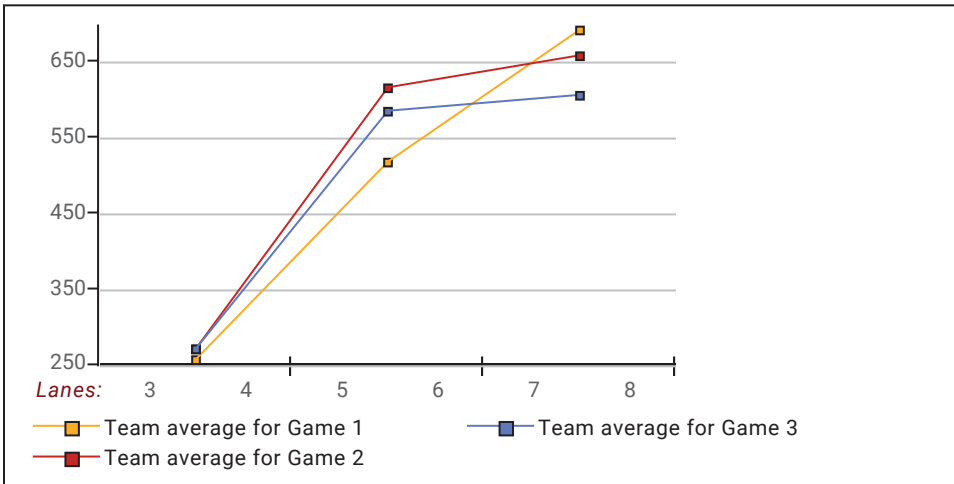
	Over All	Men	Women
How many people bowled	20	13	7
Number of games bowled	60	39	21
Actual average of week's scores	149.02	154.90	138.10
How many games above average	28	20	8
How many games below average	32	19	13
Pins above/below average per game	1.02	1.51	0.10
How many people raised average by this amount	12 1.76	9 2.21	3 0.41
How many people went down by this amount	8 -0.58	4 -0.84	4 -0.32
League average before bowling	148.42	153.77	138.49
League average after bowling	149.25	155.04	138.48
Change in league average	0.82	1.27	0.00
800s	--	--	--
775s	--	--	--
750s	--	--	--
725s	--	--	--
700s	--	--	--
675s	--	--	--
650s	--	--	--
625s	--	--	--
600s	1	1	--
575s	--	--	--
550s	1	1	--
525s	1	1	--
500s	2	2	--
475s	3	3	--
450s	1	1	--
425s	4	1	3
400s	2	1	1
below 400	5	2	3
300s	--	--	--
275s	--	--	--
250s	--	--	--
225s	2	2	--
200s	3	3	--
175s	9	8	1
150s	15	11	4
125s	18	7	11
100s	7	2	5
below 100	6	6	--

This report is for scores bowled March 23 which is Week 28 of 31

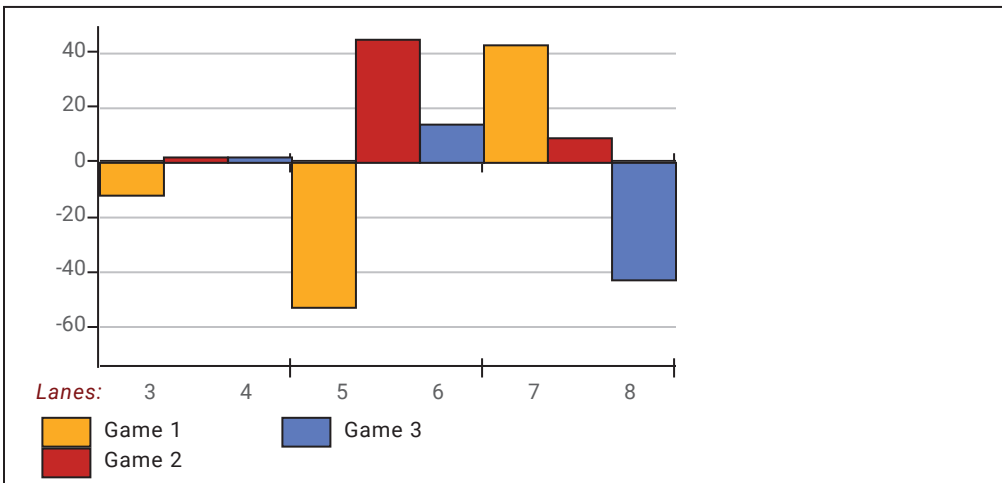
**Team Average vs Avg of Scores**



**Average of Scores for Each Game**

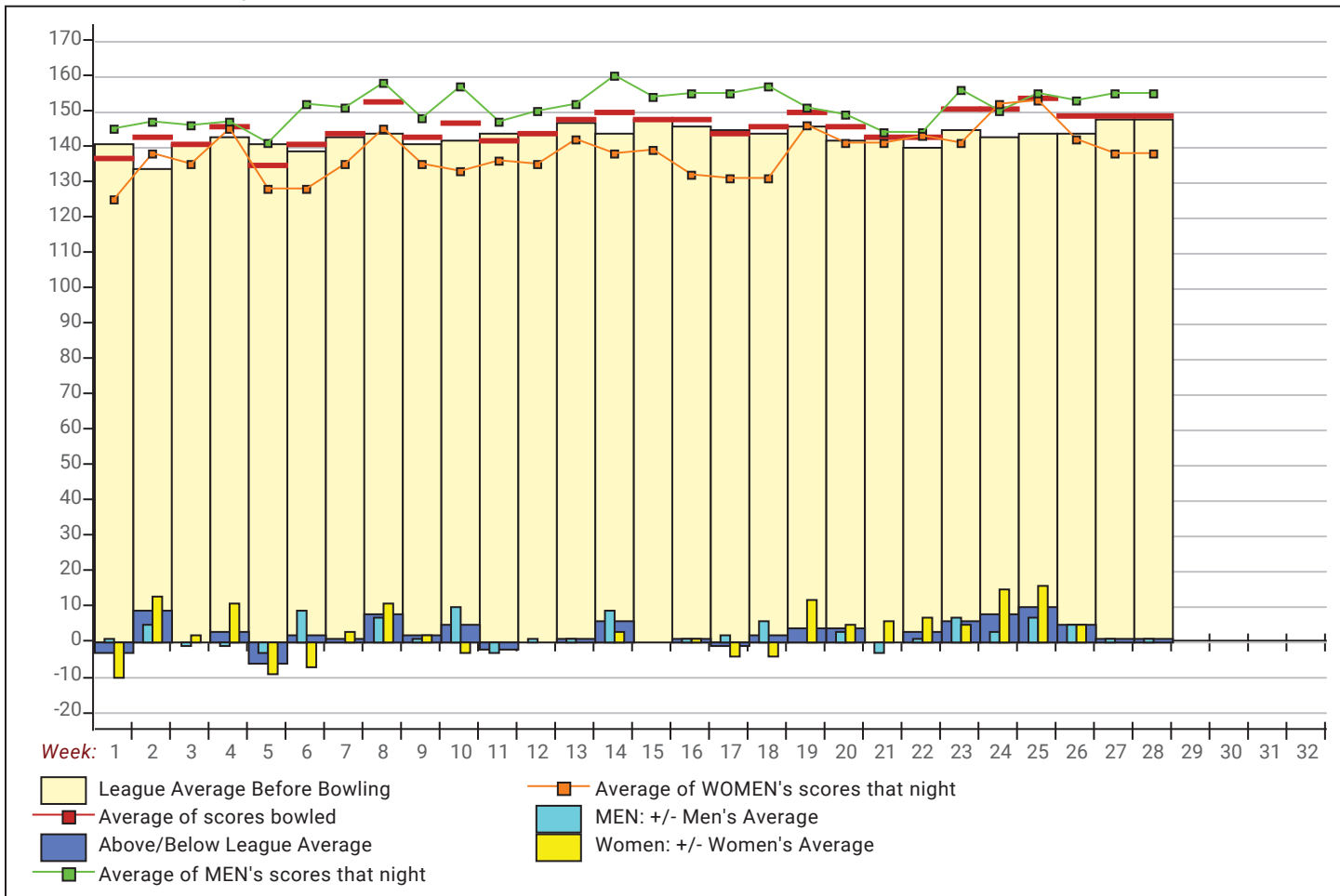


**Amount Over/Under Team Average**



This report is for scores bowled March 23 which is Week 28 of 31

**League Average Week-by-Week**



**League Average Statistics for Last Week**

	League	Right Hand	Left Hand
League Average Before Bowling	148.42	148.42	
Average of scores bowled that night	149.02	149.02	
New League Average After Bowling	149.25	149.25	
Change in League Average	.82	.82	
People Who Bowled Over Average	12	12	
People Who Bowled Under Average	8	8	
Average Amount of Series Over Avg	30.67	30.67	
Average Amount of Series Under Avg	-38.38	-38.38	
Difference Avg, NiteAvg	1.02	1.02	
Number of Bowlers	20	20	
Number of Games Bowled	60	60	
People Who Raised Their Average	12	12	
Raised By an Average of This Amount	1.76	1.76	
People Who Lowered Their Average	8	8	
Lowered By an Average of This Amou	-.58	-.58	
Number of Games Bowled Over Avera	28	28	
Number of Games Bowled Under Avera	32	32	

*Note: Averages are based only on people who bowled.*

# Press Release -- 3/25/2025

3/23/2025 Week 28 of 31

## Town & Country 2024-25

Sunday 6:30 pm

Big Apple Fun Center

Lanes 3 - 8

### Team Standings

Place	Team Name	Avg p/gm	Points Won	Points Lost	Year-To-Date WON	Y-T-D LOST
1	We Attempt	538	37	15	69	43
2	Breeze Transport	603	33	19	69	43
3	Kidds Korner	649	31	21	70	42
4	Pin Busters	504	29	23	64	48
5	Cruizers	618	24	28	56	56
6	Bye Team		2	50	8	104

\*\*\* Although not shown, standings are determined by points only for the current split

### Last Week's Top Scores

	Scratch Game	Scratch Series	Handicap Game	Handicap Series
<b>Men</b>	236 James Crown	618 Jeremy Sklenar	285 James Crown	690 Rich Hancock
	226 Jeremy Sklenar	567 Rich Hancock	249 John Cornett	671 Craig Schutt
	201 Justin Hodges	548 Bryan Hodges	245 Craig Schutt	662 Bryan Hodges
	201 Rich Hancock	522 Richard Serr	242 Rich Hancock	661 Jeff Snodgrass
	194 Craig Schutt	518 Craig Schutt	239 Justin Hodges	657 Richard Serr
	192 Bryan Hodges	497 Justin Hodges	239 Jeff Snodgrass	641 John Cornett
	190 Richard Serr	493 James Crown	235 Richard Serr	640 James Crown
	178 John Cornett	475 Nick Stockton	230 Jeremy Sklenar	639 Tyler Krotz
	171 Nick Stockton	461 John Krotz	230 Bryan Hodges	630 Jeremy Sklenar
	171 John Krotz	428 John Cornett	219 Tyler Krotz	611 Justin Hodges
<b>Women</b>	180 Kim Hodges	449 Kim Hodges	247 Kim Hodges	672 Trish Hancock
	166 Trish Hancock	447 Trish Hancock	243 Jessica Walker	664 Jessica Walker
	161 Shelli Krotz	437 Dani Krotz	241 Trish Hancock	650 Kim Hodges
	159 Ashley Hancock	401 Ashley Hancock	228 Shelli Krotz	627 Chris Stockton
	150 Dani Krotz	399 Chris Stockton	227 Ashley Hancock	605 Ashley Hancock
	148 Chris Stockton	391 Shelli Krotz	224 Chris Stockton	602 Dani Krotz
	147 Jessica Walker	376 Jessica Walker	205 Dani Krotz	592 Shelli Krotz

### Local and Bowling Center Awards

Name	USBC ID Number	Award Average	Award Games	G1	G2	G3	Series	Award Score	Award Received
John A. Cornett	1571-7837 USBC	139	36	178	136	114	428	178	175 Game (Local Assoc. Awards)
James M. Crown	1513-966 USBC	161	81	236	130	127	493	236	225 Game (Local Assoc. Awards)
	1513-966 USBC	161	81	236	130	127	493	236	75 Pins Over Average (Local Assoc. Awards)
Jeremy D. Sklenar	6219-124 USBC	189	78	220	226	172	618	226	225 Game (Local Assoc. Awards)