

# Town & Country 2024-25

Sunday 6:30 pm

## Big Apple Fun Center

Lanes 3 - 8

President: John Krotz (308)440-9799

Vice President: Richard Serr (308)440-0152

Secretary/Treasurer: Trish Hancock (308)440-6787

### Team Standings

Place	#	Team Name	Points Won	Points Lost	%Won	Pins + HDCP	Scratch Pins	Avg p/gm	High Game	High Sers	HDCP Game	HDCP Sers
1	3	We Attempt	33	15	68.8	68852	43637	538	650	1820	962	2732
2	2	Breeze Transport	32	16	66.7	69304	48871	603	736	1969	1002	2701
3	1	Kidds Korner	28	20	58.3	69329	52463	647	753	2155	955	2773
4	5	Pin Busters	26	22	54.2	68929	40825	504	619	1656	955	2649
5	6	Cruizers	23	25	47.9	68367	50076	618	725	1996	981	2734
6	4	Bye Team	2	46		0	0		0	0	0	0

### Review of Last Week's Bowling.....

Lanes	Team Name	HDCP -1-	HDCP -2-	HDCP -3-	HDCP Total	Last Wk WON	Team Name	HDCP -1-	HDCP -2-	HDCP -3-	HDCP Total	Last Wk WON
3-4	Kidds Korner	904	869	776	2549	3	<---> Cruizers	888	810	824	2522	1
5-6	We Attempt	831	832	851	2514	0	<---> Breeze Transport	899	898	861	2658	4
7-8	Bye Team	0	0	0	0	0	<---> Pin Busters	883	852	828	2563	4

### Lane Assignments

	3-4	5-6	7-8
Wk28 03/23	3- 4	5- 6	1- 2
Wk29 03/30	6- 2	1- 4	5- 3
Wk30 04/06	👉 Position Round		

### Last Week's Top Scores

	Team Scratch Game	Team Scratch Series	Team Handicap Game	Team Handicap Series
	682 Kidds Korner	1941 Breeze Transport	904 Kidds Korner	2658 Breeze Transport
	675 Cruizers	1883 Kidds Korner	899 Breeze Transport	2563 Pin Busters
	660 Breeze Transport	1883 Cruizers	888 Cruizers	2549 Kidds Korner
	551 We Attempt	1614 We Attempt	883 Pin Busters	2522 Cruizers
	520 Pin Busters	1474 Pin Busters	851 We Attempt	2514 We Attempt
	Scratch Game	Scratch Series	Handicap Game	Handicap Series
<b>Men</b>	232 John Krotz	622 John Krotz	271 James Crown	715 John Krotz
	225 Justin Hodges	571 Nick Stockton	264 Justin Hodges	702 James Crown
	222 Nick Stockton	552 James Crown	263 Nick Stockton	694 Nick Stockton
	221 James Crown	541 Justin Hodges	263 John Krotz	670 Brendon Head
	172 Rich Hancock	453 Craig Schutt	230 Jeff Snodgrass	658 Justin Hodges
	171 Richard Serr	441 Rich Hancock	228 Brendon Head	650 Tyler Krotz
	159 Craig Schutt	441 Bryan Hodges	227 Tyler Krotz	618 Keith Koupal
	158 Bryan Hodges	435 Richard Serr	215 Richard Serr	613 Jeff Snodgrass
	147 Jeff Snodgrass	384 Keith Koupal	214 Keith Koupal	603 Craig Schutt
	136 Keith Koupal	364 Jeff Snodgrass	212 Rich Hancock	567 Richard Serr
<b>Women</b>	186 Kim Hodges	517 Kim Hodges	254 Kim Hodges	721 Kim Hodges
	172 Dani Krotz	480 Dani Krotz	239 Jessica Walker	677 Jessica Walker
	161 Shelli Krotz	448 Ashley Hancock	229 Ashley Hancock	662 Chris Stockton
	161 Ashley Hancock	434 Shelli Krotz	228 Shelli Krotz	652 Ashley Hancock
	147 Chris Stockton	431 Chris Stockton	227 Dani Krotz	645 Dani Krotz
	142 Jessica Walker	386 Jessica Walker	224 Chris Stockton	635 Shelli Krotz
	137 Trish Hancock	386 Trish Hancock	212 Trish Hancock	611 Trish Hancock

**Season High Scores**

Team Scratch Game		Team Scratch Series		Team Handicap Game		Team Handicap Series	
753	Kidds Korner	2155	Kidds Korner	1002	Breeze Transport	2773	Kidds Korner
736	Breeze Transport	1996	Cruizers	981	Cruizers	2734	Cruizers
725	Cruizers	1969	Breeze Transport	962	We Attempt	2732	We Attempt
650	We Attempt	1820	We Attempt	955	Kidds Korner	2701	Breeze Transport
619	Pin Busters	1656	Pin Busters	955	Pin Busters	2649	Pin Busters

	Scratch Game	Scratch Series	Handicap Game	Handicap Series
<b>Men</b>	279 John Krotz	697 Nick Kidd	313 John Krotz	781 Brendon Head
	257 Nick Kidd	661 John Krotz	300 Brendon Head	781 Bryan Hodges
	242 Nick Stockton	635 Richard Serr	285 Nick Stockton	779 Richard Serr
	232 Rich Hancock	631 Bryan Hodges	283 Jeff Snodgrass	763 John Krotz
	225 Justin Hodges	608 Nick Stockton	280 Rich Hancock	760 Nick Kidd
	225 Richard Serr	607 Rich Hancock	278 Nick Kidd	751 Rich Hancock
	224 Bryan Hodges	571 Craig Schutt	274 Bryan Hodges	746 Nick Stockton
	221 James Crown	558 Justin Hodges	273 Richard Serr	731 Jeff Snodgrass
	217 Craig Schutt	552 James Crown	271 James Crown	714 Craig Schutt
	198 David Hibberd	520 David Hibberd	267 Craig Schutt	711 James Crown
<b>Women</b>	225 Kim Hodges	587 Dani Krotz	298 Kim Hodges	758 Dani Krotz
	213 Dani Krotz	532 Ashley Hancock	291 Shannon Mitchell	740 Kim Hodges
	212 Shannon Mitchell	530 Michelle Limbach	283 Shelli Krotz	737 Shannon Mitchell
	207 Shelli Krotz	526 Kim Hodges	280 Dani Krotz	736 Chris Stockton
	207 Ashley Hancock	500 Shannon Mitchell	272 Chris Stockton	723 Trish Hancock
	192 Chris Stockton	496 Chris Stockton	269 Ashley Hancock	718 Ashley Hancock
	191 Trish Hancock	492 Trish Hancock	268 Trish Hancock	698 Jessica Walker
	181 Michelle Limbach	480 Shelli Krotz	264 Jessica Walker	690 Shelli Krotz
	169 Kira Hancock	409 Kira Hancock	253 Kira Hancock	661 Kira Hancock
	164 Jessica Walker	404 Janet Anderson	248 Janet Anderson	653 Janet Anderson

**Team Rosters**

**1 - Kidds Korner**

Name	Avg	HDCP	Pins	Gms	High Game	High Sers	HDCP Game	HDCP Sers	0's	100's	200's	0's	400's	500's
Kim L. Hodges	143	67	10768	75	225	526	298	740	--	73	2	9	13	3
Bryan L. Hodges	172	38	13457	78	224	631	274	781	--	63	15	--	9	17
Justin M. Hodges	172	38	6204	36	225	558	265	690	--	32	4	--	2	10
Keith D. Koupal	132	78	7946	60	169	453	248	693	--	60	--	10	10	--
Nick Kidd	193	17	12789	66	257	697	278	760	--	37	29	--	1	21

**2 - Breeze Transport**

Name	Avg	HDCP	Pins	Gms	High Game	High Sers	HDCP Game	HDCP Sers	0's	100's	200's	0's	400's	500's
Chris M. Stockton	134	76	10478	78	192	496	272	736	1	77	--	12	14	--
Shannon L. Mitchell	138	72	6627	48	212	500	291	737	1	46	1	5	10	1
James M. Crown	161	49	13049	81	221	552	271	711	--	77	4	--	17	10
Nick J. Stockton	170	40	13306	78	242	608	285	746	--	65	13	--	12	14
John A. Cornett	139	71	5024	36	188	487	258	695	1	35	--	4	8	--

**3 - We Attempt**

Name	Avg	HDCP	Pins	Gms	High Game	High Sers	HDCP Game	HDCP Sers	0's	100's	200's	0's	400's	500's
Ashley K. Hancock	142	68	11549	81	207	532	269	718	4	76	1	9	17	1
Dani Krotz	155	55	12006	77	213	587	280	758	--	74	3	3	13	9
Tyler J. Krotz	77	133	6273	81	123	277	256	676	78	3	--	27	--	--
Richard M. Serr	165	45	12391	75	225	635	273	779	--	70	5	--	12	13

**4 - Bye Team**


**5 - Pin Busters**

Name	Avg	HDCP	Pins	Gms	High Game	High Sers	HDCP Game	HDCP Sers	0's	100's	200's	0's	400's	500's
Jessica F. Walker	114	96	8566	75	164	401	264	698	17	58	--	24	1	--
Jeff D. Snodgrass	127	83	10321	81	191	455	283	731	4	77	--	18	9	--
Craig A. Schutt	159	51	12940	81	217	571	267	714	--	77	4	--	19	8
Brendon Head	78	132	1888	24	115	276	258	692	20	4	--	8	--	--


6 - Cruizers

Name	Avg	HDCP	Pins	Gms	High Game	High Sers	HDCP Game	HDCP Sers	0's	100's	200's	0's	400's	500's
Trish R. Hancock	135	75	9339	69	191	492	268	723	3	66	--	10	13	--
Shelli Krotz	143	67	10614	74	207	480	283	690	1	72	1	3	21	--
Rich Hancock	169	41	10164	60	232	607	280	751	--	53	7	1	7	12
John L. Krotz	180	30	14052	78	279	661	313	763	--	62	16	--	4	22

Temporary Substitutes

 **Men**

Name	Avg	HDCP	Pins	Gms	High Game	High Sers	HDCP Game	HDCP Sers	0's	100's	200's	0's	400's	500's
Brendon Head	114	96	6185	54	197	472	300	781	16	38	--	17	1	--
David D. Hibberd	bk180	30	520	3	198	520	228	610	--	3	--	--	--	1

 **Women**

Name	Avg	HDCP	Pins	Gms	High Game	High Sers	HDCP Game	HDCP Sers	0's	100's	200's	0's	400's	500's
Janet E. Anderson	126	84	1134	9	161	404	248	653	1	8	--	2	1	--
Kira L. Hancock	128	82	2689	21	169	409	253	661	--	21	--	6	1	--
Angie C. Hauserman	101	109	304	3	108	304	217	631	1	2	--	1	--	--
Michelle L. Limbach	bk179	31	530	3	181	530	212	623	--	3	--	--	--	1

Individual High Averages

Men	Women
193.77 Nick Kidd	155.92 Dani Krotz
180.15 John Krotz	143.57 Kim Hodges
172.53 Bryan Hodges	143.43 Shelli Krotz
172.33 Justin Hodges	142.58 Ashley Hancock
170.59 Nick Stockton	138.06 Shannon Mitchell

Most Improved Average

Men	Women
101 to 114.54 = +13.54 Brendon Head	147 to 155.92 = +8.92 Dani Krotz
156 to 165.21 = +9.21 Richard Serr	127 to 134.33 = +7.33 Chris Stockton
186 to 193.77 = +7.77 Nick Kidd	131 to 135.35 = +4.35 Trish Hancock
154 to 161.10 = +7.10 James Crown	111 to 114.21 = +3.21 Jessica Walker
165 to 170.59 = +5.59 Nick Stockton	136 to 138.06 = +2.06 Shannon Mitchell

Most Un-Improved Averages

Men	Women
171 to 159.75 = -11.25 Craig Schutt	146 to 142.58 = -3.42 Ashley Hancock
141 to 139.56 = -1.44 John Cornett	144 to 143.43 = -0.57 Shelli Krotz
78 to 77.44 = -0.56 Tyler Krotz	128 to 128.05 = +0.05 Kira Hancock
171 to 172.33 = +1.33 Justin Hodges	142 to 143.57 = +1.57 Kim Hodges
168 to 169.40 = +1.40 Rich Hancock	136 to 138.06 = +2.06 Shannon Mitchell

# Town & Country 2024-25

## Big Apple Fun Center Reprint of Scores -- Week 27

### Lane 3 1 - Kidds Korner Week 27 3/16/2025

Name	Old	Old	-1-	-2-	-3-	Total	HDCP
	Avg	HDCP					Total
Kim L. Hodges	142	68	186	175	156	517	721
Bryan L. Hodges	173	37	135	158	148	441	552
Justin M. Hodges	171	39	225	191	125	541	658
Keith D. Koupal	132	78	136	123	125	384	618
			====	====	====	====	====
Scratch Total			682	647	554	1883	1883
Handicap			222	222	222		666
Total			904	869	776	1883	2549
Team Points Won			1.0	1.0	0.0	3.0	3.0

### Lane 4 6 - Cruizers Week 27 3/16/2025

Name	Old	Old	-1-	-2-	-3-	Total	HDCP
	Avg	HDCP					Total
Trish R. Hancock	135	75	122	137	127	386	611
Shelli Krotz	143	67	149	124	161	434	635
Rich Hancock	170	40	172	123	146	441	561
John L. Krotz	179	31	232	213	177	622	715
			====	====	====	====	====
Scratch Total			675	597	611	1883	1883
Handicap			213	213	213		639
Total			888	810	824	1883	2522
Team Points Won			0.0	0.0	1.0	1.0	1.0

### Lane 5 3 - We Attempt Week 27 3/16/2025

Name	Old	Old	-1-	-2-	-3-	Total	HDCP
	Avg	HDCP					Total
Ashley K. Hancock	142	68	135	152	161	448	652
Dani Krotz	155	55	171	137	172	480	645
Tyler J. Krotz	77	133	85	72	94	251	650
Richard M. Serr	166	44	140	171	124	435	567
			====	====	====	====	====
Scratch Total			531	532	551	1614	1614
Handicap			300	300	300		900
Total			831	832	851	1614	2514
Team Points Won			0.0	0.0	0.0	0.0	0.0

### Lane 6 2 - Breeze Transport Week 27 3/16/2025

Name	Old	Old	-1-	-2-	-3-	Total	HDCP
	Avg	HDCP					Total
Chris M. Stockton	133	77	138	147	146	431	662
James M. Crown	160	50	171	221	160	552	702
Nick J. Stockton	169	41	222	162	187	571	694
John A. Cornett	139	71	a129	a129	a129	387	600
			====	====	====	====	====
Scratch Total			660	659	622	1941	1941
Handicap			239	239	239		717
Total			899	898	861	1941	2658
Team Points Won			1.0	1.0	1.0	4.0	4.0

### Lane 7 4 - Bye Team Week 27 3/16/2025

Name	Old	Old	-1-	-2-	-3-	Total	HDCP
	Avg	HDCP					Total
No one bowled							

### Lane 8 5 - Pin Busters Week 27 3/16/2025

Name	Old	Old	-1-	-2-	-3-	Total	HDCP
	Avg	HDCP					Total
Jessica F. Walker	113	97	124	142	120	386	677
Jeff D. Snodgrass	127	83	147	111	106	364	613
Craig A. Schutt	160	50	159	141	153	453	603
Brendon Head	77	133	90	95	86	271	670
			====	====	====	====	====
Scratch Total			520	489	465	1474	1474
Handicap			363	363	363		1089
Total			883	852	828	1474	2563
Team Points Won			1.0	1.0	1.0	4.0	4.0

# Town & Country 2024-25

## Big Apple Fun Center

\* Bowlers listed must have a minimum of 1 games.

### Change in Average

Name	-----Old-----		Old					---Average Change---			Weekly Over Avg
	Pins	Games	Avg	-1-	-2-	-3-	Total	New - Old	---> +/-	Series Avg +/-	
Janet E. Anderson	1134	9	126				0	126.00 - 126.00	= 0.00		
John A. Cornett	5024	36	139	a129	a129	a129	387	139.56 - 139.56	= 0.00		
James M. Crown	12497	78	160	171	221	160	552	161.10 - 160.22	= 0.88	552 - 480=72	
Ashley K. Hancock	11101	78	142	135	152	161	448	142.58 - 142.32	= 0.26	448 - 426=22	
Kira L. Hancock	2689	21	128				0	128.05 - 128.05	= 0.00		
Rich Hancock	9723	57	170	172	123	146	441	169.40 - 170.58	= -1.18	441 - 510=-69	
Trish R. Hancock	8953	66	135	122	137	127	386	135.35 - 135.65	= -0.30	386 - 405=-19	
Angie C. Hauserman	304	3	101				0	101.33 - 101.33	= 0.00		
Brendon Head	6185	54	114				0	114.54 - 114.54	= 0.00		
Brendon Head	1617	21	77	90	95	86	271	78.67 - 77.00	= 1.67	271 - 231=40	
David D. Hibberd	520	3	bk180				0	173.33 - 173.33	= 0.00		
Bryan L. Hodges	13016	75	173	135	158	148	441	172.53 - 173.55	= -1.02	441 - 519=-78	
Justin M. Hodges	5663	33	171	225	191	125	541	172.33 - 171.61	= 0.73	541 - 513=28	
Kim L. Hodges	10251	72	142	186	175	156	517	143.57 - 142.38	= 1.20	517 - 426=91	
Nick Kidd	12789	66	193				0	193.77 - 193.77	= 0.00		
Keith D. Koupal	7562	57	132	136	123	125	384	132.43 - 132.67	= -0.23	384 - 396=-12	
Dani Krotz	11526	74	155	171	137	172	480	155.92 - 155.76	= 0.17	480 - 465=15	
John L. Krotz	13430	75	179	232	213	177	622	180.15 - 179.07	= 1.09	622 - 537=85	
Shelli Krotz	10180	71	143	149	124	161	434	143.43 - 143.38	= 0.05	434 - 429=5	
Tyler J. Krotz	6022	78	77	85	72	94	251	77.44 - 77.21	= 0.24	251 - 231=20	
Michelle L. Limbach	530	3	bk179				0	176.67 - 176.67	= 0.00		
Shannon L. Mitchell	6627	48	138				0	138.06 - 138.06	= 0.00		
Craig A. Schutt	12487	78	160	159	141	153	453	159.75 - 160.09	= -0.34	453 - 480=-27	
Richard M. Serr	11956	72	166	140	171	124	435	165.21 - 166.06	= -0.84	435 - 498=-63	
Jeff D. Snodgrass	9957	78	127	147	111	106	364	127.42 - 127.65	= -0.23	364 - 381=-17	
Chris M. Stockton	10047	75	133	138	147	146	431	134.33 - 133.96	= 0.37	431 - 399=32	
Nick J. Stockton	12735	75	169	222	162	187	571	170.59 - 169.80	= 0.79	571 - 507=64	
Jessica F. Walker	8180	72	113	124	142	120	386	114.21 - 113.61	= 0.60	386 - 339=47	

# Town & Country 2024-25

## Big Apple Fun Center

\* Bowlers listed must have a minimum of 1 games.

### High Average Listing

	<u>Name</u>	<u>True Average</u>	<u>Pins</u>	<u>Gms</u>	<u>To Raise Avg +1</u>	<u>To Drop Avg -1</u>
1	Nick Kidd	193.77	12789	66	597	527
2	John L. Krotz	180.15	14052	78	609	527
3	Michelle L. Limbach	176.67	530	3	532	525
4	David D. Hibberd	173.33	520	3	524	517
5	Bryan L. Hodges	172.53	13457	78	556	474
6	Justin M. Hodges	172.33	6204	36	543	503
7	Nick J. Stockton	170.59	13306	78	545	463
8	Rich Hancock	169.40	10164	60	546	482
9	Richard M. Serr	165.21	12391	75	557	478
10	James M. Crown	161.10	13049	81	559	474
11	Craig A. Schutt	159.75	12940	81	500	415
12	Dani Krotz	155.92	12006	77	474	393
13	Kim L. Hodges	143.57	10768	75	464	385
14	Shelli Krotz	143.43	10614	74	474	396
15	Ashley K. Hancock	142.58	11549	81	463	378
16	John A. Cornett	139.56	5024	36	436	396
17	Shannon L. Mitchell	138.06	6627	48	462	410
18	Trish R. Hancock	135.35	9339	69	453	380
19	Chris M. Stockton	134.33	10478	78	457	375
20	Keith D. Koupal	132.43	7946	60	433	369
21	Kira L. Hancock	128.05	2689	21	407	382
22	Jeff D. Snodgrass	127.42	10321	81	431	346
23	Janet E. Anderson	126.00	1134	9	390	377
24	Brendon Head	114.54	6185	54	370	312
25	Jessica F. Walker	114.21	8566	75	404	325
26	Angie C. Hauserman	101.33	304	3	308	301
27	Brendon Head	78.67	1888	24	245	217
28	Tyler J. Krotz	77.44	6273	81	279	194

# Town & Country 2024-25

## Big Apple Fun Center

\* Bowlers listed must have a minimum of 22 games.

Note: This report includes information through March 16 which is Week 27 of 31

### Most Improved Averages

Name	True		Most Improved		Name	True		Most Improved	
	Average	Gms	Avg	+/-		Average	Gms	Avg	+/-
Brendon Head	114.54	54	101	+13.54	Keith D. Koupal	132.43	60	130	+2.43
Richard M. Serr	165.21	75	156	+9.21	Shannon L. Mitchell	138.06	48	136	+2.06
Dani Krotz	155.92	77	147	+8.92	Brendon Head	78.67	24	77	+1.67
Nick Kidd	193.77	66	186	+7.77	Kim L. Hodges	143.57	75	142	+1.57
Chris M. Stockton	134.33	78	127	+7.33	Rich Hancock	169.40	60	168	+1.40
James M. Crown	161.10	81	154	+7.10	Justin M. Hodges	172.33	36	171	+1.33
Nick J. Stockton	170.59	78	165	+5.59	Tyler J. Krotz	77.44	81	78	-0.56
Jeff D. Snodgrass	127.42	81	122	+5.42	Shellie Krotz	143.43	74	144	-0.57
Bryan L. Hodges	172.53	78	168	+4.53	John A. Cornett	139.56	36	141	-1.44
Trish R. Hancock	135.35	69	131	+4.35	Ashley K. Hancock	142.58	81	146	-3.42
John L. Krotz	180.15	78	176	+4.15	Craig A. Schutt	159.75	81	171	-11.25
Jessica F. Walker	114.21	75	111	+3.21					

# Town & Country 2024-25

## Big Apple Fun Center

\* Bowlers listed must have a minimum of 1 games.

### Most Pins Over Average

Name	-----Old-----		Old				---Average Change---				Weekly Over Avg
	Pins	Games	Avg	-1-	-2-	-3-	Total	New - Old	---> +/-	Series Avg +/-	
Kim L. Hodges	10251	72	142	186	175	156	517	143.57	- 142.38	= 1.20	517 - 426=91
John L. Krotz	13430	75	179	232	213	177	622	180.15	- 179.07	= 1.09	622 - 537=85
James M. Crown	12497	78	160	171	221	160	552	161.10	- 160.22	= 0.88	552 - 480=72
Nick J. Stockton	12735	75	169	222	162	187	571	170.59	- 169.80	= 0.79	571 - 507=64
Jessica F. Walker	8180	72	113	124	142	120	386	114.21	- 113.61	= 0.60	386 - 339=47
Brendon Head	1617	21	77	90	95	86	271	78.67	- 77.00	= 1.67	271 - 231=40
Chris M. Stockton	10047	75	133	138	147	146	431	134.33	- 133.96	= 0.37	431 - 399=32
Justin M. Hodges	5663	33	171	225	191	125	541	172.33	- 171.61	= 0.73	541 - 513=28
Ashley K. Hancock	11101	78	142	135	152	161	448	142.58	- 142.32	= 0.26	448 - 426=22
Tyler J. Krotz	6022	78	77	85	72	94	251	77.44	- 77.21	= 0.24	251 - 231=20
Dani Krotz	11526	74	155	171	137	172	480	155.92	- 155.76	= 0.17	480 - 465=15
Shelli Krotz	10180	71	143	149	124	161	434	143.43	- 143.38	= 0.05	434 - 429=5
Keith D. Koupal	7562	57	132	136	123	125	384	132.43	- 132.67	= -0.23	384 - 396=-12
Jeff D. Snodgrass	9957	78	127	147	111	106	364	127.42	- 127.65	= -0.23	364 - 381=-17
Trish R. Hancock	8953	66	135	122	137	127	386	135.35	- 135.65	= -0.30	386 - 405=-19
Craig A. Schutt	12487	78	160	159	141	153	453	159.75	- 160.09	= -0.34	453 - 480=-27
Richard M. Serr	11956	72	166	140	171	124	435	165.21	- 166.06	= -0.84	435 - 498=-63
Rich Hancock	9723	57	170	172	123	146	441	169.40	- 170.58	= -1.18	441 - 510=-69
Bryan L. Hodges	13016	75	173	135	158	148	441	172.53	- 173.55	= -1.02	441 - 519=-78



# Town & Country 2024-25

## Big Apple Fun Center

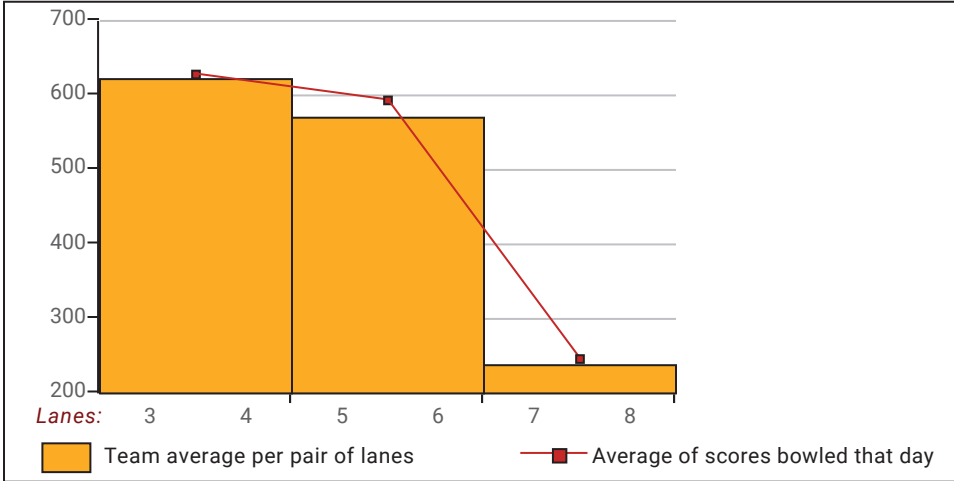
This report is for scores bowled March 16 which is Week 27 of 31

### This Week's Statistics

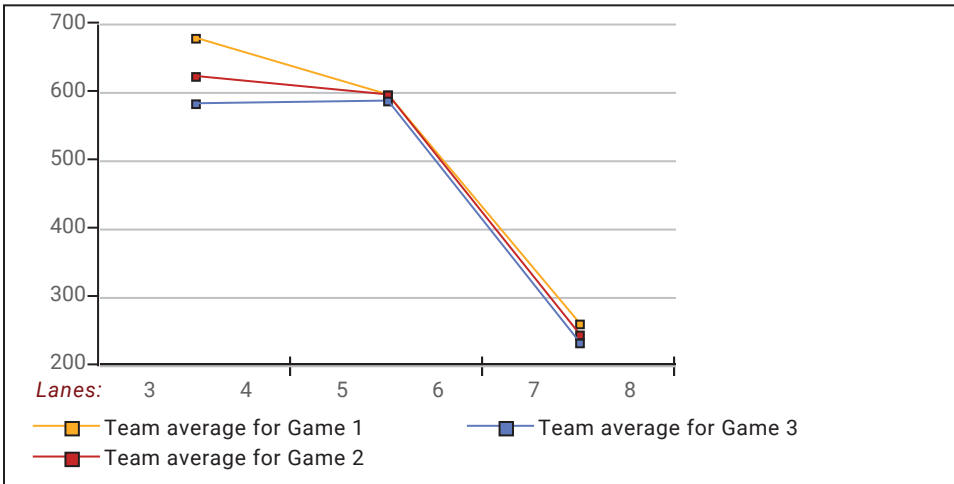
	Over All	Men	Women
How many people bowled	19	12	7
Number of games bowled	57	36	21
Actual average of week's scores	147.51	147.94	146.76
How many games above average	33	17	16
How many games below average	23	18	5
Pins above/below average per game	4.14	1.19	9.19
How many people raised average	12	6	6
by this amount	0.67	0.90	0.44
How many people went down	7	6	1
by this amount	-0.59	-0.64	-0.30
League average before bowling	143.82	147.12	138.15
League average after bowling	144.02	147.25	138.49
Change in league average	0.20	0.13	0.34
800s	--	--	--
775s	--	--	--
750s	--	--	--
725s	--	--	--
700s	--	--	--
675s	--	--	--
650s	--	--	--
625s	--	--	--
600s	1	1	--
575s	--	--	--
550s	2	2	--
525s	1	1	--
500s	1	--	1
475s	1	--	1
450s	1	1	--
425s	6	3	3
400s	--	--	--
below 400	6	4	2
300s	--	--	--
275s	--	--	--
250s	--	--	--
225s	2	2	--
200s	3	3	--
175s	5	3	2
150s	14	8	6
125s	18	9	9
100s	9	5	4
below 100	6	6	--

This report is for scores bowled March 16 which is Week 27 of 31

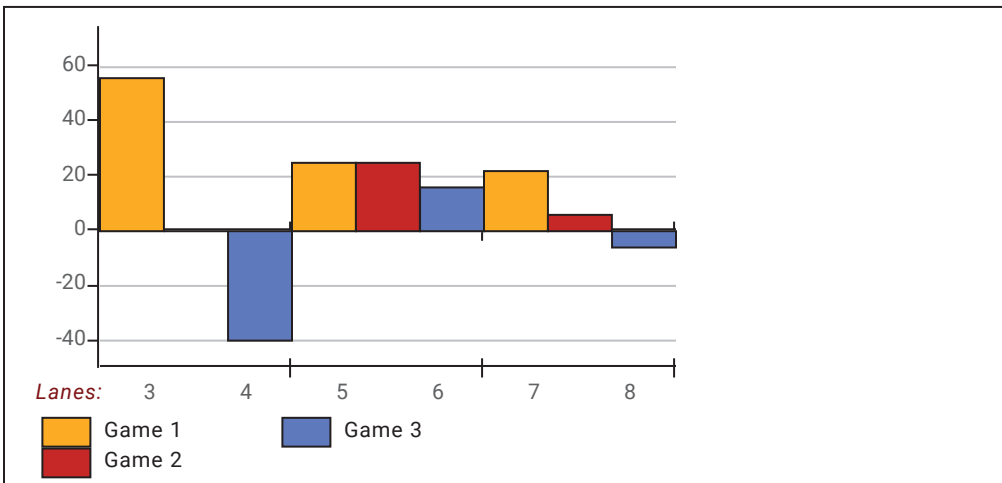
**Team Average vs Avg of Scores**



**Average of Scores for Each Game**

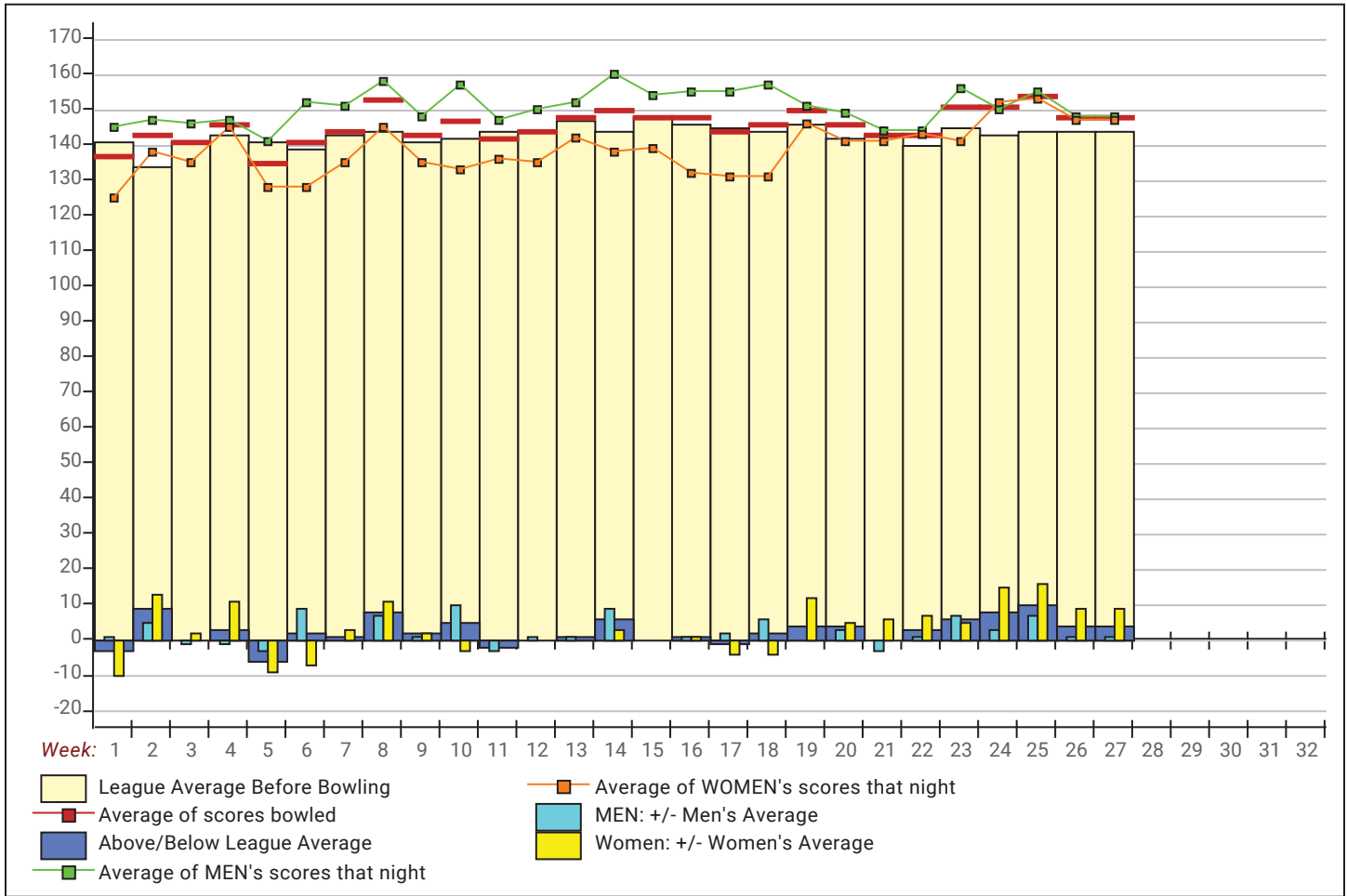


**Amount Over/Under Team Average**



This report is for scores bowled March 16 which is Week 27 of 31

**League Average Week-by-Week**



**League Average Statistics for Last Week**

	League	Right Hand	Left Hand
League Average Before Bowling	143.82	147.53	77.00
Average of scores bowled that night	147.51	150.69	90.33
New League Average After Bowling	144.02	147.65	78.67
Change in League Average	.20	.12	1.67
People Who Bowled Over Average	12	11	1
People Who Bowled Under Average	7	7	
Average Amount of Series Over Avg	43.42	43.73	40.00
Average Amount of Series Under Avg	-40.71	-40.71	
Difference Avg, NiteAvg	4.14	3.63	13.33
Number of Bowlers	19	18	1
Number of Games Bowled	57	54	3
People Who Raised Their Average	12	11	1
Raised By an Average of This Amount	.67	.58	1.67
People Who Lowered Their Average	7	7	
Lowered By an Average of This Amou	-.59	-.59	
Number of Games Bowled Over Avera	33	30	3
Number of Games Bowled Under Avera	23	23	

*Note: Averages are based only on people who bowled.*

# Press Release -- 3/17/2025

3/16/2025 Week 27 of 31

## Town & Country 2024-25

Sunday 6:30 pm

Big Apple Fun Center

Lanes 3 - 8

### Team Standings

Place	Team Name	Avg p/gm	Points Won	Points Lost	Year-To-Date WON	Y-T-D LOST
1	We Attempt	538	33	15	65	43
2	Breeze Transport	603	32	16	68	40
3	Kidds Korner	647	28	20	67	41
4	Pin Busters	504	26	22	61	47
5	Cruizers	618	23	25	55	53
6	Bye Team		2	46	8	100

\*\*\* Although not shown, standings are determined by points only for the current split

### Last Week's Top Scores

	Scratch Game	Scratch Series	Handicap Game	Handicap Series
<b>Men</b>	232 John Krotz	622 John Krotz	271 James Crown	715 John Krotz
	225 Justin Hodges	571 Nick Stockton	264 Justin Hodges	702 James Crown
	222 Nick Stockton	552 James Crown	263 Nick Stockton	694 Nick Stockton
	221 James Crown	541 Justin Hodges	263 John Krotz	670 Brendon Head
	172 Rich Hancock	453 Craig Schutt	230 Jeff Snodgrass	658 Justin Hodges
	171 Richard Serr	441 Rich Hancock	228 Brendon Head	650 Tyler Krotz
	159 Craig Schutt	441 Bryan Hodges	227 Tyler Krotz	618 Keith Koupal
	158 Bryan Hodges	435 Richard Serr	215 Richard Serr	613 Jeff Snodgrass
	147 Jeff Snodgrass	384 Keith Koupal	214 Keith Koupal	603 Craig Schutt
	136 Keith Koupal	364 Jeff Snodgrass	212 Rich Hancock	567 Richard Serr
<b>Women</b>	186 Kim Hodges	517 Kim Hodges	254 Kim Hodges	721 Kim Hodges
	172 Dani Krotz	480 Dani Krotz	239 Jessica Walker	677 Jessica Walker
	161 Shelli Krotz	448 Ashley Hancock	229 Ashley Hancock	662 Chris Stockton
	161 Ashley Hancock	434 Shelli Krotz	228 Shelli Krotz	652 Ashley Hancock
	147 Chris Stockton	431 Chris Stockton	227 Dani Krotz	645 Dani Krotz
	142 Jessica Walker	386 Jessica Walker	224 Chris Stockton	635 Shelli Krotz
	137 Trish Hancock	386 Trish Hancock	212 Trish Hancock	611 Trish Hancock

### Local and Bowling Center Awards

Name	USBC ID Number	Award Average	Award Games	G1	G2	G3	Series	Award Score	Award Received
James M. Crown	1513-966 USBC	160	78	171	221	160	552	221	200 Game (Local Assoc. Awards)
Justin M. Hodges	11-718687 USBC	171	33	225	191	125	541	225	225 Game (Local Assoc. Awards)
Kim L. Hodges	15-14581 USBC	142	72	186	175	156	517	517	500 Series (Local Assoc. Awards)
John L. Krotz	1494-2625 USBC	179	75	232	213	177	622	232	225 Game (Local Assoc. Awards)