

Town & Country 2023-24

Sunday 6:30 pm

Big Apple Fun Center

Lanes 3 - 8

President: John Krotz (308)440-9799

Vice President: Richard Serr (308)440-0152

Secretary/Treasurer: Trish Hancock (308)440-6787

Team Standings

Place	Lane	#	Team Name	Points Won	Points Lost	%Won	Pins + HDCP	Scratch Pins	Avg p/gm	High Game	High Sers	HDCP Game	HDCP Sers
1	5	1	We Attempt	29	15	65.9	66511	41815	536	653	1748	970	2704
2	3	4	Bat Split Crazy	26	18	59.1	66053	49439	633	749	2079	1005	2799
3	6	5	Kidds Korner	22	22	50.0	65665	45793	587	778	2090	1008	2780
4	7	6	Pin Busters	22	22	50.0	65607	37590	481	604	1593	967	2683
5	8	3	Breeze Transport	19	25	43.2	65956	45374	581	687	1868	939	2650
6	4	2	Cruizers	14	30	31.8	65027	46874	600	728	1984	956	2668

Review of Last Week's Bowling.....

Lanes	Team Name	HDCP -1-	HDCP -2-	HDCP -3-	HDCP Total	Last Wk WON	Team Name	HDCP -1-	HDCP -2-	HDCP -3-	HDCP Total	Last Wk WON
3-4	Bat Split Crazy	816	797	852	2465	2	<---> Cruizers	853	773	843	2469	2
5-6	We Attempt	885	840	829	2554	2	<---> Kidds Korner	816	856	877	2549	2
7-8	Pin Busters	881	798	840	2519	1	<---> Breeze Transport	887	861	829	2577	3

Lane Assignments

	3-4	5-6	7-8
Wk27 03/10	1- 6	3- 2	4- 5
Wk28 03/17	3- 4	5- 6	1- 2
Wk29 03/24	6- 2	1- 4	5- 3

Last Week's Top Scores

	Team Scratch Game	Team Scratch Series	Team Handicap Game	Team Handicap Series
	637 Bat Split Crazy	1821 Breeze Transport	887 Breeze Transport	2577 Breeze Transport
	635 Breeze Transport	1820 Bat Split Crazy	885 We Attempt	2554 We Attempt
	618 Cruizers	1764 Cruizers	881 Pin Busters	2549 Kidds Korner
	580 Kidds Korner	1658 Kidds Korner	877 Kidds Korner	2519 Pin Busters
	578 We Attempt	1633 We Attempt	853 Cruizers	2469 Cruizers
	525 Pin Busters	1451 Pin Busters	852 Bat Split Crazy	2465 Bat Split Crazy
	Scratch Game	Scratch Series	Handicap Game	Handicap Series
Men	210 David Hibberd	552 David Hibberd	260 Brendon Head	690 James Crown
	194 Richard Serr	520 John Krotz	254 John Cornett	673 John Cornett
	190 Craig Schutt	511 Nick Kidd	245 James Crown	659 Brendon Head
	185 Nick Stockton	508 Richard Serr	244 Chris Flodine	654 Craig Schutt
	180 John Krotz	504 Craig Schutt	242 Richard Serr	653 Chris Flodine
	178 James Crown	489 James Crown	241 Keith Koupal	652 Richard Serr
	177 Rich Hancock	471 Nick Stockton	241 David Hibberd	645 David Hibberd
	177 Nick Kidd	459 Rich Hancock	240 Craig Schutt	641 Tyler Krotz
	177 John Cornett	442 John Cornett	226 Rich Hancock	623 Keith Koupal
	172 Chris Flodine	437 Chris Flodine	220 Nick Stockton	619 John Krotz
Women	180 Shannon Mitchell	485 Dani Krotz	253 Shannon Mitchell	698 Jen Kidd
	170 Dani Krotz	479 Michelle Limbach	243 Tammy Koupal	642 Tammy Koupal
	167 Michelle Limbach	440 Jen Kidd	242 Jen Kidd	638 Shannon Mitchell
	162 Shelli Krotz	420 Shelli Krotz	228 Shelli Krotz	632 Dani Krotz
	156 Jen Kidd	419 Shannon Mitchell	225 Ashley Hancock	629 Ashley Hancock
	155 Ashley Hancock	419 Ashley Hancock	221 Trish Hancock	626 Trish Hancock
	137 Tammy Koupal	365 Trish Hancock	219 Dani Krotz	618 Shelli Krotz
	136 Kira Hancock	352 Kira Hancock	216 Kira Hancock	592 Kira Hancock
	134 Trish Hancock	324 Tammy Koupal	199 Michelle Limbach	575 Michelle Limbach

Season High Scores

Team Scratch Game		Team Scratch Series		Team Handicap Game		Team Handicap Series	
778	Kidds Korner	2090	Kidds Korner	1008	Kidds Korner	2799	Bat Split Crazy
749	Bat Split Crazy	2079	Bat Split Crazy	1005	Bat Split Crazy	2780	Kidds Korner
728	Cruizers	1984	Cruizers	970	We Attempt	2704	We Attempt
687	Breeze Transport	1868	Breeze Transport	967	Pin Busters	2683	Pin Busters
653	We Attempt	1748	We Attempt	956	Cruizers	2668	Cruizers
604	Pin Busters	1593	Pin Busters	939	Breeze Transport	2650	Breeze Transport

	Scratch Game	Scratch Series	Handicap Game	Handicap Series
Men	268 David Hibberd	661 David Hibberd	308 David Hibberd	805 Brendon Head
	246 Justin Hodges	633 Nick Stockton	299 Brendon Head	781 David Hibberd
	241 John Krotz	631 John Krotz	293 Justin Hodges	767 Chris Flodine
	237 Bryan Hodges	613 Nick Kidd	293 John Cornett	748 John Cornett
	235 Nick Stockton	582 Justin Hodges	286 James Crown	747 Nick Stockton
	234 Rich Hancock	581 Rich Hancock	286 Bryan Hodges	733 John Krotz
	233 Richard Serr	578 Craig Schutt	284 Richard Serr	729 Bryan Hodges
	233 Craig Schutt	570 Bryan Hodges	283 Craig Schutt	728 Craig Schutt
	232 Nick Kidd	557 Richard Serr	277 Rich Hancock	723 Justin Hodges
	218 James Crown	550 Trevor Hibberd	275 Chris Flodine	710 Richard Serr
			275 John Krotz	710 Rich Hancock
Women	236 Michelle Limbach	627 Michelle Limbach	323 Kira Hancock	814 Kira Hancock
	227 Dani Krotz	580 Rebecca McPherson	297 Jessica Walker	761 Shannon Mitchell
	225 Rebecca McPherson	568 Dani Krotz	280 Dani Krotz	738 Ashley Hancock
	215 Kira Hancock	536 Shannon Mitchell	275 Ashley Hancock	736 Dani Krotz
	203 Ashley Hancock	522 Ashley Hancock	269 Shelli Krotz	728 Shelli Krotz
	197 Kim Hodges	510 Kim Hodges	268 Shannon Mitchell	711 Kim Hodges
	194 Jessica Walker	497 Shelli Krotz	267 Michelle Limbach	708 Michelle Limbach
	193 Shelli Krotz	490 Kira Hancock	266 Kim Hodges	704 Trish Hancock
	193 Shannon Mitchell	478 Cindy Gibbons	264 Chris Stockton	700 Cindy Gibbons
	190 Chris Stockton	447 Chris Stockton	257 Tammy Koupal	698 Jen Kidd

Team Rosters

1 - We Attempt

Name	Avg	HDCP	Pins	Gms	High Game	High Sers	HDCP Game	HDCP Sers	Most Improved Avg +/-	To Raise Avg +1	To Drop Avg -1	Weekly Over Avg Series Avg +/-
Ashley K. Hancock	140	70	10141	72	203	522	275	738	134 +6.85	434	358	419 - 420=-1
Dani Krotz	161	49	12630	78	227	568	280	736	159 +2.92	492	410	485 - 483=2
Tyler J. Krotz	70	140	5533	78	100	251	246	675	67 +3.94	218	136	221 - 210=11
Richard M. Serr	162	48	12706	78	233	557	284	710	159 +3.90	497	415	508 - 486=22

2 - Cruizers

Name	Avg	HDCP	Pins	Gms	High Game	High Sers	HDCP Game	HDCP Sers	Most Improved Avg +/-	To Raise Avg +1	To Drop Avg -1	Weekly Over Avg Series Avg +/-
Trish R. Hancock	123	87	9290	75	168	440	254	704	126 -2.13	382	303	365 - 369=-4
Shelli Krotz	144	66	10801	75	193	497	269	728	137 +7.01	509	430	420 - 432=-12
Tristan F. Ragland	152	58	2749	18	189	487	253	665		464	442	
John L. Krotz	177	33	12754	72	241	631	275	733	184 -6.86	596	520	520 - 531=-11
Rich Hancock	161	49	7906	49	234	581	277	710	166 -4.65	518	465	459 - 483=-24

3 - Breeze Transport

Name	Avg	HDCP	Pins	Gms	High Game	High Sers	HDCP Game	HDCP Sers	Most Improved Avg +/-	To Raise Avg +1	To Drop Avg -1	Weekly Over Avg Series Avg +/-
Chris M. Stockton	132	78	6351	48	190	447	264	690	131 +1.31	432	380	
Shannon L. Mitchell	137	73	9606	70	193	536	268	761	129 +8.23	468	394	419 - 411=8
John A. Cornett	134	76	10063	75	216	517	293	748	137 -2.83	467	388	442 - 399=43
Nick J. Stockton	174	36	13091	75	235	633	273	747	171 +3.55	559	480	471 - 525=-54
James M. Crown	145	65	5513	38	218	501	286	705	144 +1.08	473	431	489 - 429=60

Town & Country 2023-24

4 - Bat Split Crazy

<u>Name</u>	<u>Avg</u>	<u>HDCP</u>	<u>Pins</u>	<u>Gms</u>	<u>High Game</u>	<u>High Sers</u>	<u>HDCP Game</u>	<u>HDCP Sers</u>	<u>Most Improved Avg +/-</u>	<u>To Raise Avg +1</u>	<u>To Drop Avg -1</u>	<u>Weekly Over Avg Series Avg +/-</u>
Kira L. Hancock	129	81	6614	51	215	490	323	814	131 -1.31	406	351	352 - 390=-38
Chris Flodine	139	71	6678	48	201	545	275	767	132 +7.13	462	410	437 - 414=23
Cindy Gibbons	144	66	6060	42	170	478	242	700	136 +8.29	465	419	
David D. Hibberd	179	31	13984	78	268	661	308	781	178 +1.28	596	514	552 - 537=15
Michelle L. Limbach	178	32	13355	75	236	627	267	708	182 -3.93	607	528	479 - 534=-55

5 - Kidds Korner

<u>Name</u>	<u>Avg</u>	<u>HDCP</u>	<u>Pins</u>	<u>Gms</u>	<u>High Game</u>	<u>High Sers</u>	<u>HDCP Game</u>	<u>HDCP Sers</u>	<u>Most Improved Avg +/-</u>	<u>To Raise Avg +1</u>	<u>To Drop Avg -1</u>	<u>Weekly Over Avg Series Avg +/-</u>
Kim L. Hodges	141	69	6384	45	197	510	266	711	143 -1.13	432	383	
Bryan L. Hodges	162	48	10217	63	237	570	286	729	157 +5.17	541	474	
Tammy Koupal	104	106	4082	39	150	374	257	689	107 -2.33	328	285	324 - 312=12
Justin M. Hodges	167	43	4347	26	246	582	293	723	163 +4.19	525	495	
Keith D. Koupal	130	80	6640	51	179	440	263	682	131 -0.80	434	379	383 - 390=-7
Jen Kidd	126	84	4180	33	166	440	254	698	124 +2.67	392	355	440 - 372=68
Nick Kidd	184	26	7761	42	232	613	259	688	186 -1.21	564	518	511 - 555=-44

6 - Pin Busters

<u>Name</u>	<u>Avg</u>	<u>HDCP</u>	<u>Pins</u>	<u>Gms</u>	<u>High Game</u>	<u>High Sers</u>	<u>HDCP Game</u>	<u>HDCP Sers</u>	<u>Most Improved Avg +/-</u>	<u>To Raise Avg +1</u>	<u>To Drop Avg -1</u>	<u>Weekly Over Avg Series Avg +/-</u>
Jessica F. Walker	103	107	6800	66	194	381	297	690	110 -6.97	376	306	
Jeff D. Snodgrass	128	82	9278	72	167	454	250	700	125 +3.86	397	321	363 - 387=-24
Craig A. Schutt	160	50	12554	78	233	578	283	728	164 -3.05	487	405	504 - 480=24
Brendon G. Head	92	118	6657	72	178	442	299	805	84 +8.46	318	242	305 - 276=29

Temporary Substitutes

Men

<u>Name</u>	<u>Avg</u>	<u>HDCP</u>	<u>Pins</u>	<u>Gms</u>	<u>High Game</u>	<u>High Sers</u>	<u>HDCP Game</u>	<u>HDCP Sers</u>	<u>Most Improved Avg +/-</u>	<u>To Raise Avg +1</u>	<u>To Drop Avg -1</u>	<u>Weekly Over Avg Series Avg +/-</u>
Trevor D. Hibberd	170	40	1537	9	217	550	263	688		515	502	
Allen S. Noltersmeier	bk129	81	443	3	166	443	247	686		445	438	
Joshua Ragland	118	92	355	3	124	355	216	631		359	352	

Women

<u>Name</u>	<u>Avg</u>	<u>HDCP</u>	<u>Pins</u>	<u>Gms</u>	<u>High Game</u>	<u>High Sers</u>	<u>HDCP Game</u>	<u>HDCP Sers</u>	<u>Most Improved Avg +/-</u>	<u>To Raise Avg +1</u>	<u>To Drop Avg -1</u>	<u>Weekly Over Avg Series Avg +/-</u>
Janet E. Anderson	bk121	89	372	3	131	372	220	639		378	371	
Angie C. Hauserman	bk130	80	363	3	131	363	211	603		369	362	
Kattie L. Johnson	bk131	79	362	3	134	362	213	599		364	357	
Karen L. Lopez	145	65	436	3	156	436	221	631		440	433	
Rebecca L. McPherson	189	21	1135	6	225	580	250	655		575	565	

Individual High Averages

<u>Men</u>	<u>Women</u>
184.79 Nick Kidd	178.07 Michelle Limbach
179.28 David Hibberd	161.92 Dani Krotz
177.14 John Krotz	144.29 Cindy Gibbons
174.55 Nick Stockton	144.01 Shelli Krotz
167.19 Justin Hodges	141.87 Kim Hodges
162.90 Richard Serr	140.85 Ashley Hancock
162.17 Bryan Hodges	137.23 Shannon Mitchell
161.35 Rich Hancock	132.31 Chris Stockton
160.95 Craig Schutt	129.69 Kira Hancock
145.08 James Crown	126.67 Jen Kidd

Most Improved Average

Men	84 to 92.46 = +8.46	Brendon Head	132 to 139.13 = +7.13	Chris Flodine	157 to 162.17 = +5.17	Bryan Hodges
	163 to 167.19 = +4.19	Justin Hodges	67 to 70.94 = +3.94	Tyler Krotz	159 to 162.90 = +3.90	Richard Serr
Women	136 to 144.29 = +8.29	Cindy Gibbons	129 to 137.23 = +8.23	Shannon Mitchell	137 to 144.01 = +7.01	Shelli Krotz
	134 to 140.85 = +6.85	Ashley Hancock	159 to 161.92 = +2.92	Dani Krotz	124 to 126.67 = +2.67	Jen Kidd

Most Un-Improved Averages

Men	184 to 177.14 = -6.86	John Krotz	166 to 161.35 = -4.65	Rich Hancock	164 to 160.95 = -3.05	Craig Schutt
	137 to 134.17 = -2.83	John Cornett	186 to 184.79 = -1.21	Nick Kidd	131 to 130.20 = -0.80	Keith Koupal
Women	110 to 103.03 = -6.97	Jessica Walker	182 to 178.07 = -3.93	Michelle Limbach	107 to 104.67 = -2.33	Tammy Koupal
	126 to 123.87 = -2.13	Trish Hancock	131 to 129.69 = -1.31	Kira Hancock	143 to 141.87 = -1.13	Kim Hodges

Town & Country 2023-24

Big Apple Fun Center

Reprint of Scores -- Week 26

Lane 3 4 - Bat Split Crazy Week 26 3/3/2024

Name	Old	Old	-1-	-2-	-3-	Total	HDCP
	Avg	HDCP					Total
Kira L. Hancock	130	80	136	118	98	352	592
Chris Flodine	138	72	130	135	172	437	653
Michelle L. Limbach	178	32	155	167	157	479	575
David D. Hibberd	179	31	180	162	210	552	645
			====	====	====	====	====
Scratch Total			601	582	637	1820	1820
Handicap			215	215	215	645	
Total			816	797	852	1820	2465
Team Points Won			0.0	1.0	1.0	2.0	2.0

Lane 4 2 - Cruizers Week 26 3/3/2024

Name	Old	Old	-1-	-2-	-3-	Total	HDCP
	Avg	HDCP					Total
Trish R. Hancock	123	87	108	134	123	365	626
Shelli Krotz	144	66	162	108	150	420	618
Rich Hancock	161	49	177	127	155	459	606
John L. Krotz	177	33	171	169	180	520	619
			====	====	====	====	====
Scratch Total			618	538	608	1764	1764
Handicap			235	235	235	705	
Total			853	773	843	1764	2469
Team Points Won			1.0	0.0	0.0	2.0	2.0

Lane 5 1 - We Attempt Week 26 3/3/2024

Name	Old	Old	-1-	-2-	-3-	Total	HDCP
	Avg	HDCP					Total
Ashley K. Hancock	140	70	155	127	137	419	629
Dani Krotz	161	49	150	165	170	485	632
Tyler J. Krotz	70	140	79	69	73	221	641
Richard M. Serr	162	48	194	172	142	508	652
			====	====	====	====	====
Scratch Total			578	533	522	1633	1633
Handicap			307	307	307	921	
Total			885	840	829	1633	2554
Team Points Won			1.0	0.0	0.0	2.0	2.0

Lane 6 5 - Kidds Korner Week 26 3/3/2024

Name	Old	Old	-1-	-2-	-3-	Total	HDCP
	Avg	HDCP					Total
Tammy Koupal	104	106	97	90	137	324	642
Jen Kidd	124	86	145	139	156	440	698
Keith D. Koupal	130	80	112	161	110	383	623
Nick Kidd	185	25	165	169	177	511	586
			====	====	====	====	====
Scratch Total			519	559	580	1658	1658
Handicap			297	297	297	891	
Total			816	856	877	1658	2549
Team Points Won			0.0	1.0	1.0	2.0	2.0

Lane 7 6 - Pin Busters Week 26 3/3/2024

Name	Old	Old	-1-	-2-	-3-	Total	HDCP
	Avg	HDCP					Total
Jessica F. Walker	103	107	a93	a93	a93	279	600
Jeff D. Snodgrass	129	81	100	127	136	363	606
Craig A. Schutt	160	50	190	153	161	504	654
Brendon G. Head	92	118	142	69	94	305	659
			====	====	====	====	====
Scratch Total			525	442	484	1451	1451
Handicap			356	356	356	1068	
Total			881	798	840	1451	2519
Team Points Won			0.0	0.0	1.0	1.0	1.0

Lane 8 3 - Breeze Transport Week 26 3/3/2024

Name	Old	Old	-1-	-2-	-3-	Total	HDCP
	Avg	HDCP					Total
Shannon L. Mitchell	137	73	119	120	180	419	638
John A. Cornett	133	77	177	135	130	442	673
Nick J. Stockton	175	35	161	185	125	471	576
James M. Crown	143	67	178	169	142	489	690
			====	====	====	====	====
Scratch Total			635	609	577	1821	1821
Handicap			252	252	252	756	
Total			887	861	829	1821	2577
Team Points Won			1.0	1.0	0.0	3.0	3.0

Town & Country 2023-24

Big Apple Fun Center

* Bowlers listed must have a minimum of 1 games.

Change in Average

Name	-----Old-----		Old Avg	---Average Change---			Total	---Average Change---			Weekly Over Avg Series Avg +/-
	Pins	Games		-1-	-2-	-3-		New - Old ---> +/-			
Janet E. Anderson	372	3	bk121				0	124.00	- 124.00	= 0.00	
John A. Cornett	9621	72	133	177	135	130	442	134.17	- 133.63	= 0.55	442 - 399=43
James M. Crown	5024	35	143	178	169	142	489	145.08	- 143.54	= 1.54	489 - 429=60
Chris Flodine	6241	45	138	130	135	172	437	139.13	- 138.69	= 0.44	437 - 414=23
Cindy Gibbons	6060	42	144				0	144.29	- 144.29	= 0.00	
Ashley K. Hancock	9722	69	140	155	127	137	419	140.85	- 140.90	= -0.05	419 - 420=-1
Kira L. Hancock	6262	48	130	136	118	98	352	129.69	- 130.46	= -0.77	352 - 390=-38
Rich Hancock	7447	46	161	177	127	155	459	161.35	- 161.89	= -0.54	459 - 483=-24
Trish R. Hancock	8925	72	123	108	134	123	365	123.87	- 123.96	= -0.09	365 - 369=-4
Angie C. Hauserman	363	3	bk130				0	121.00	- 121.00	= 0.00	
Brendon G. Head	6352	69	92	142	69	94	305	92.46	- 92.06	= 0.40	305 - 276=29
David D. Hibberd	13432	75	179	180	162	210	552	179.28	- 179.09	= 0.19	552 - 537=15
Trevor D. Hibberd	1537	9	170				0	170.78	- 170.78	= 0.00	
Bryan L. Hodges	10217	63	162				0	162.17	- 162.17	= 0.00	
Justin M. Hodges	4347	26	167				0	167.19	- 167.19	= 0.00	
Kim L. Hodges	6384	45	141				0	141.87	- 141.87	= 0.00	
Kattie L. Johnson	362	3	bk131				0	120.67	- 120.67	= 0.00	
Jen Kidd	3740	30	124	145	139	156	440	126.67	- 124.67	= 2.00	440 - 372=68
Nick Kidd	7250	39	185	165	169	177	511	184.79	- 185.90	= -1.11	511 - 555=-44
Keith D. Koupal	6257	48	130	112	161	110	383	130.20	- 130.35	= -0.16	383 - 390=-7
Tammy Koupal	3758	36	104	97	90	137	324	104.67	- 104.39	= 0.28	324 - 312=12
Dani Krotz	12145	75	161	150	165	170	485	161.92	- 161.93	= -0.01	485 - 483=2
John L. Krotz	12234	69	177	171	169	180	520	177.14	- 177.30	= -0.17	520 - 531=-11
Shelli Krotz	10381	72	144	162	108	150	420	144.01	- 144.18	= -0.17	420 - 432=-12
Tyler J. Krotz	5312	75	70	79	69	73	221	70.94	- 70.83	= 0.11	221 - 210=11
Michelle L. Limbach	12876	72	178	155	167	157	479	178.07	- 178.83	= -0.77	479 - 534=-55
Karen L. Lopez	436	3	145				0	145.33	- 145.33	= 0.00	
Rebecca L. McPherson	1135	6	189				0	189.17	- 189.17	= 0.00	
Shannon L. Mitchell	9187	67	137	119	120	180	419	137.23	- 137.12	= 0.11	419 - 411=8
Allen S. Noltersmeier	443	3	bk129				0	147.67	- 147.67	= 0.00	
Joshua Ragland	355	3	118				0	118.33	- 118.33	= 0.00	
Tristan F. Ragland	2749	18	152				0	152.72	- 152.72	= 0.00	
Craig A. Schutt	12050	75	160	190	153	161	504	160.95	- 160.67	= 0.28	504 - 480=24
Richard M. Serr	12198	75	162	194	172	142	508	162.90	- 162.64	= 0.26	508 - 486=22
Jeff D. Snodgrass	8915	69	129	100	127	136	363	128.86	- 129.20	= -0.34	363 - 387=-24
Chris M. Stockton	6351	48	132				0	132.31	- 132.31	= 0.00	
Nick J. Stockton	12620	72	175	161	185	125	471	174.55	- 175.28	= -0.73	471 - 525=-54

Town & Country 2023-24

<u>Name</u>	<u>-----Old-----</u>		<u>Old</u>	<u>---Average Change---</u>			<u>Total</u>	<u>---Average Change---</u>			<u>Weekly Over Avg</u>
	<u>Pins</u>	<u>Games</u>	<u>Avg</u>	<u>-1-</u>	<u>-2-</u>	<u>-3-</u>		<u>New - Old</u>	<u>---> +/-</u>	<u>Series Avg +/-</u>	
Jessica F. Walker	6800	66	103	a93	a93	a93	279	103.03	-	103.03	= 0.00

Town & Country 2023-24

Big Apple Fun Center

* Bowlers listed must have a minimum of 1 games.

High Average Listing

	<u>Name</u>	<u>True Average</u>	<u>Pins</u>	<u>Gms</u>	<u>To Raise Avg +1</u>	<u>To Drop Avg -1</u>
1	Rebecca L. McPherson	189.17	1135	6	575	565
2	Nick Kidd	184.79	7761	42	564	518
3	David D. Hibberd	179.28	13984	78	596	514
4	Michelle L. Limbach	178.07	13355	75	607	528
5	John L. Krotz	177.14	12754	72	596	520
6	Nick J. Stockton	174.55	13091	75	559	480
7	Trevor D. Hibberd	170.78	1537	9	515	502
8	Justin M. Hodges	167.19	4347	26	525	495
9	Richard M. Serr	162.90	12706	78	497	415
10	Bryan L. Hodges	162.17	10217	63	541	474
11	Dani Krotz	161.92	12630	78	492	410
12	Rich Hancock	161.35	7906	49	518	465
13	Craig A. Schutt	160.95	12554	78	487	405
14	Tristan F. Ragland	152.72	2749	18	464	442
15	Allen S. Noltersmeier	147.67	443	3	445	438
16	Karen L. Lopez	145.33	436	3	440	433
17	James M. Crown	145.08	5513	38	473	431
18	Cindy Gibbons	144.29	6060	42	465	419
19	Shellie Krotz	144.01	10801	75	509	430
20	Kim L. Hodges	141.87	6384	45	432	383
21	Ashley K. Hancock	140.85	10141	72	434	358
22	Chris Flodine	139.13	6678	48	462	410
23	Shannon L. Mitchell	137.23	9606	70	468	394
24	John A. Cornett	134.17	10063	75	467	388
25	Chris M. Stockton	132.31	6351	48	432	380
26	Keith D. Koupal	130.20	6640	51	434	379
27	Kira L. Hancock	129.69	6614	51	406	351
28	Jeff D. Snodgrass	128.86	9278	72	397	321
29	Jen Kidd	126.67	4180	33	392	355
30	Janet E. Anderson	124.00	372	3	378	371
31	Trish R. Hancock	123.87	9290	75	382	303
32	Angie C. Hauserman	121.00	363	3	369	362
33	Kattie L. Johnson	120.67	362	3	364	357
34	Joshua Ragland	118.33	355	3	359	352
35	Tammy Koupal	104.67	4082	39	328	285
36	Jessica F. Walker	103.03	6800	66	376	306
37	Brendon G. Head	92.46	6657	72	318	242
38	Tyler J. Krotz	70.94	5533	78	218	136

Town & Country 2023-24

Big Apple Fun Center

* Bowlers listed must have a minimum of 22 games.

Note: This report includes information through March 3 which is Week 26 of 31

Most Improved Averages

Name	True Average	Most Improved Avg	+/-	Name	True Average	Most Improved Avg	+/-
Brendon G. Head	92.46	84	+8.46	David D. Hibberd	179.28	178	+1.28
Cindy Gibbons	144.29	136	+8.29	James M. Crown	145.08	144	+1.08
Shannon L. Mitchell	137.23	129	+8.23	Keith D. Koupal	130.20	131	-0.80
Chris Flodine	139.13	132	+7.13	Kim L. Hodges	141.87	143	-1.13
Shelli Krotz	144.01	137	+7.01	Nick Kidd	184.79	186	-1.21
Ashley K. Hancock	140.85	134	+6.85	Kira L. Hancock	129.69	131	-1.31
Bryan L. Hodges	162.17	157	+5.17	Trish R. Hancock	123.87	126	-2.13
Justin M. Hodges	167.19	163	+4.19	Tammy Koupal	104.67	107	-2.33
Tyler J. Krotz	70.94	67	+3.94	John A. Cornett	134.17	137	-2.83
Richard M. Serr	162.90	159	+3.90	Craig A. Schutt	160.95	164	-3.05
Jeff D. Snodgrass	128.86	125	+3.86	Michelle L. Limbach	178.07	182	-3.93
Nick J. Stockton	174.55	171	+3.55	Rich Hancock	161.35	166	-4.65
Dani Krotz	161.92	159	+2.92	John L. Krotz	177.14	184	-6.86
Jen Kidd	126.67	124	+2.67	Jessica F. Walker	103.03	110	-6.97
Chris M. Stockton	132.31	131	+1.31				

Town & Country 2023-24

Big Apple Fun Center

* Bowlers listed must have a minimum of 1 games.

Most Pins Over Average

Name	-----Old-----		Old				Total	---Average Change---			Weekly Over Avg	
	Pins	Games	Avg	-1-	-2-	-3-		New - Old	---> +/-	Series Avg +/-		
Jen Kidd	3740	30	124	145	139	156	440	126.67	- 124.67	= 2.00	440 - 372=68	
James M. Crown	5024	35	143	178	169	142	489	145.08	- 143.54	= 1.54	489 - 429=60	
John A. Cornett	9621	72	133	177	135	130	442	134.17	- 133.63	= 0.55	442 - 399=43	
Brendon G. Head	6352	69	92	142	69	94	305	92.46	- 92.06	= 0.40	305 - 276=29	
Craig A. Schutt	12050	75	160	190	153	161	504	160.95	- 160.67	= 0.28	504 - 480=24	
Chris Flodine	6241	45	138	130	135	172	437	139.13	- 138.69	= 0.44	437 - 414=23	
Richard M. Serr	12198	75	162	194	172	142	508	162.90	- 162.64	= 0.26	508 - 486=22	
David D. Hibberd	13432	75	179	180	162	210	552	179.28	- 179.09	= 0.19	552 - 537=15	
Tammy Koupal	3758	36	104	97	90	137	324	104.67	- 104.39	= 0.28	324 - 312=12	
Tyler J. Krotz	5312	75	70	79	69	73	221	70.94	- 70.83	= 0.11	221 - 210=11	
Shannon L. Mitchell	9187	67	137	119	120	180	419	137.23	- 137.12	= 0.11	419 - 411=8	
Dani Krotz	12145	75	161	150	165	170	485	161.92	- 161.93	= -0.01	485 - 483=2	
Ashley K. Hancock	9722	69	140	155	127	137	419	140.85	- 140.90	= -0.05	419 - 420=-1	
Trish R. Hancock	8925	72	123	108	134	123	365	123.87	- 123.96	= -0.09	365 - 369=-4	
Keith D. Koupal	6257	48	130	112	161	110	383	130.20	- 130.35	= -0.16	383 - 390=-7	
John L. Krotz	12234	69	177	171	169	180	520	177.14	- 177.30	= -0.17	520 - 531=-11	
Shelli Krotz	10381	72	144	162	108	150	420	144.01	- 144.18	= -0.17	420 - 432=-12	
Rich Hancock	7447	46	161	177	127	155	459	161.35	- 161.89	= -0.54	459 - 483=-24	
Jeff D. Snodgrass	8915	69	129	100	127	136	363	128.86	- 129.20	= -0.34	363 - 387=-24	
Kira L. Hancock	6262	48	130	136	118	98	352	129.69	- 130.46	= -0.77	352 - 390=-38	
Nick Kidd	7250	39	185	165	169	177	511	184.79	- 185.90	= -1.11	511 - 555=-44	
Nick J. Stockton	12620	72	175	161	185	125	471	174.55	- 175.28	= -0.73	471 - 525=-54	
Michelle L. Limbach	12876	72	178	155	167	157	479	178.07	- 178.83	= -0.77	479 - 534=-55	

Town & Country 2023-24

Big Apple Fun Center

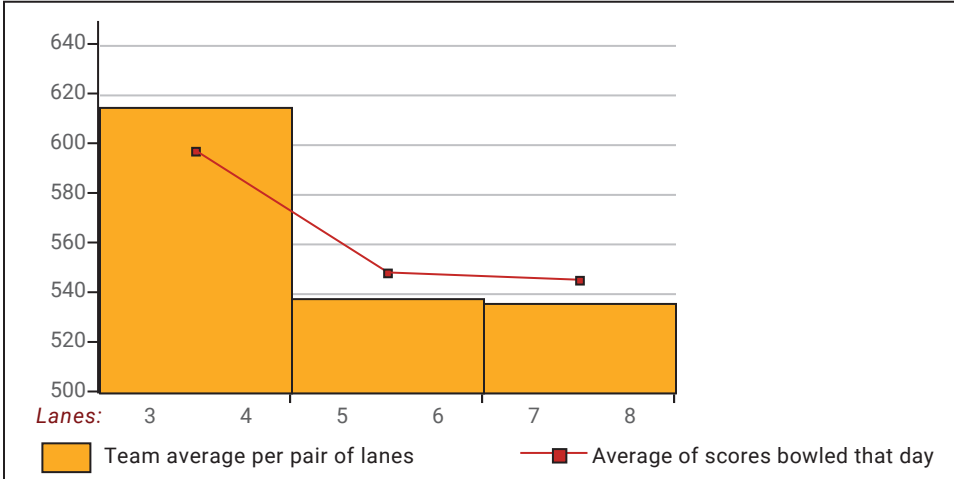
This report is for scores bowled March 3 which is Week 26 of 31

This Week's Statistics

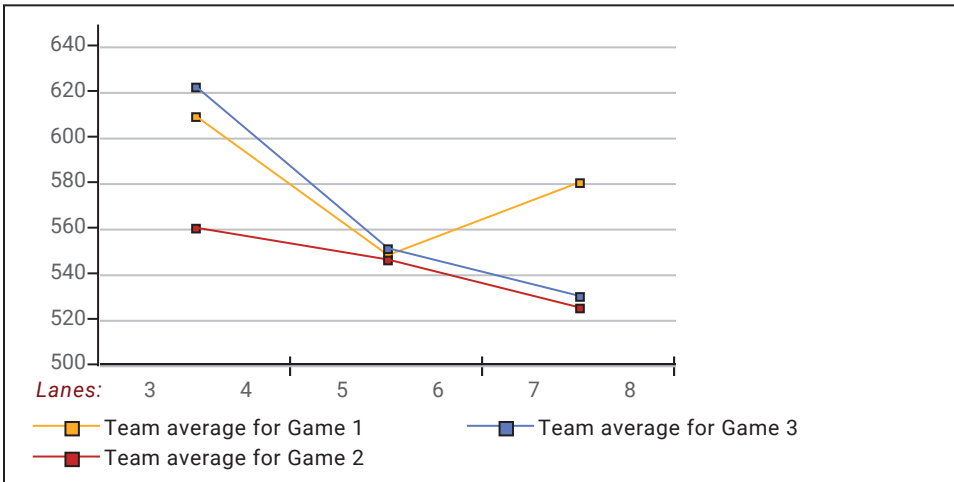
	Over All	Men	Women
How many people bowled	23	14	9
Number of games bowled	69	42	27
Actual average of week's scores	143.01	146.79	137.15
How many games above average	32	20	12
How many games below average	36	22	14
Pins above/below average per game	0.62	1.50	-0.74
How many people raised average	11	8	3
by this amount	0.56	0.47	0.80
How many people went down	12	6	6
by this amount	-0.41	-0.51	-0.31
League average before bowling	142.94	145.79	138.49
League average after bowling	142.99	145.84	138.55
Change in league average	0.05	0.05	0.06
800s	--	--	--
775s	--	--	--
750s	--	--	--
725s	--	--	--
700s	--	--	--
675s	--	--	--
650s	--	--	--
625s	--	--	--
600s	--	--	--
575s	--	--	--
550s	1	1	--
525s	--	--	--
500s	4	4	--
475s	3	1	2
450s	2	2	--
425s	3	2	1
400s	3	--	3
below 400	7	4	3
300s	--	--	--
275s	--	--	--
250s	--	--	--
225s	--	--	--
200s	1	1	--
175s	10	9	1
150s	23	13	10
125s	18	11	7
100s	9	3	6
below 100	8	5	3

This report is for scores bowled March 3 which is Week 26 of 31

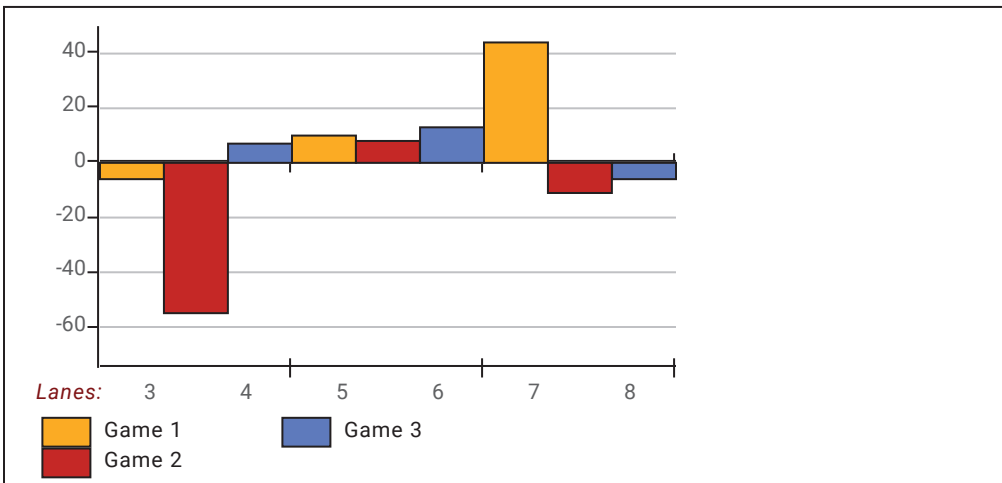
Team Average vs Avg of Scores



Average of Scores for Each Game

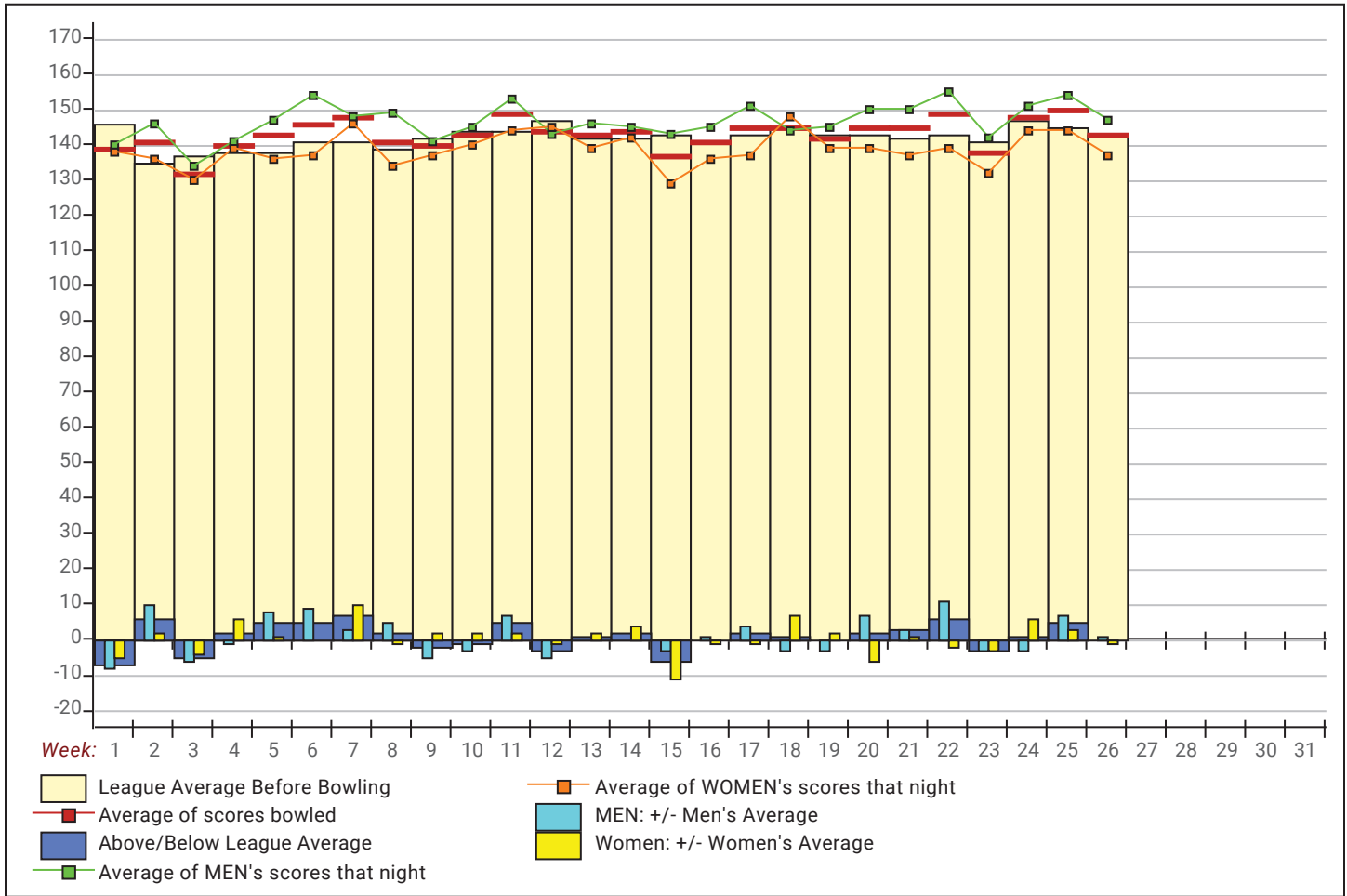


Amount Over/Under Team Average



This report is for scores bowled March 3 which is Week 26 of 31

League Average Week-by-Week



League Average Statistics for Last Week

	League	Right Hand	Left Hand	Men (Lft+Rt)	Women (Lft+Rt)
League Average Before Bowling	142.94	142.94		145.79	138.49
Average of scores bowled that night	143.01	143.01		146.79	137.15
New League Average After Bowling	142.99	142.99		145.84	138.55
Change in League Average	.05	.05		.05	.06
People Who Bowled Over Average	11	11		8	3
People Who Bowled Under Average	12	12		6	6
Average Amount of Series Over Avg	28.64	28.64		28.38	29.33
Average Amount of Series Under Avg	-22.67	-22.67		-27.33	-18.00
Difference Avg, NiteAvg	.62	.62		1.50	-.74
Number of Bowlers	23	23		14	9
Number of Games Bowled	69	69		42	27
People Who Raised Their Average	11	11		8	3
Raised By an Average of This Amount	.56	.56		.47	.80
People Who Lowered Their Average	12	12		6	6
Lowered By an Average of This Amou	-.41	-.41		-.51	-.31
Number of Games Bowled Over Avera	32	32		20	12
Number of Games Bowled Under Avera	36	36		22	14

Note: Averages are based only on people who bowled.

Press Release -- 3/7/2024

3/3/2024 Week 26 of 31

Town & Country 2023-24

Sunday 6:30 pm

Big Apple Fun Center

Lanes 3 - 8

Team Standings

Place	Team Name	Avg p/gm	Points Won	Points Lost	Year-To-Date WON	Y-T-D LOST
1	We Attempt	536	29	15	63	41
2	Bat Split Crazy	633	26	18	58	46
3	Kidds Korner	587	22	22	54	50
4	Pin Busters	481	22	22	43	61
5	Breeze Transport	581	19	25	55	49
6	Cruizers	600	14	30	40	64

*** Although not shown, standings are determined by points only for the current split

Last Week's Top Scores

	Scratch Game	Scratch Series	Handicap Game	Handicap Series
Men	210 David Hibberd	552 David Hibberd	260 Brendon Head	690 James Crown
	194 Richard Serr	520 John Krotz	254 John Cornett	673 John Cornett
	190 Craig Schutt	511 Nick Kidd	245 James Crown	659 Brendon Head
	185 Nick Stockton	508 Richard Serr	244 Chris Flodine	654 Craig Schutt
	180 John Krotz	504 Craig Schutt	242 Richard Serr	653 Chris Flodine
	178 James Crown	489 James Crown	241 Keith Koupal	652 Richard Serr
	177 Rich Hancock	471 Nick Stockton	241 David Hibberd	645 David Hibberd
	177 Nick Kidd	459 Rich Hancock	240 Craig Schutt	641 Tyler Krotz
	177 John Cornett	442 John Cornett	226 Rich Hancock	623 Keith Koupal
	172 Chris Flodine	437 Chris Flodine	220 Nick Stockton	619 John Krotz
Women	180 Shannon Mitchell	485 Dani Krotz	253 Shannon Mitchell	698 Jen Kidd
	170 Dani Krotz	479 Michelle Limbach	243 Tammy Koupal	642 Tammy Koupal
	167 Michelle Limbach	440 Jen Kidd	242 Jen Kidd	638 Shannon Mitchell
	162 Shelli Krotz	420 Shelli Krotz	228 Shelli Krotz	632 Dani Krotz
	156 Jen Kidd	419 Shannon Mitchell	225 Ashley Hancock	629 Ashley Hancock
	155 Ashley Hancock	419 Ashley Hancock	221 Trish Hancock	626 Trish Hancock
	137 Tammy Koupal	365 Trish Hancock	219 Dani Krotz	618 Shelli Krotz
	136 Kira Hancock	352 Kira Hancock	216 Kira Hancock	592 Kira Hancock
	134 Trish Hancock	324 Tammy Koupal	199 Michelle Limbach	575 Michelle Limbach

Local and Bowling Center Awards

Name	USBC ID Number	Award Average	Award Games	G1	G2	G3	Series	Award Score	Award Received
John A. Cornett	1571-7837 USBC	133	72	177	135	130	442	177	175 Game (Local Assoc. Awards)
Shannon L. Mitchell	4132-1049 USBC	137	67	119	120	180	419	180	175 Game (Local Assoc. Awards)