

# Town & Country 2024-25

Sunday 6:30 pm

## Big Apple Fun Center

Lanes 3 - 8

President: John Krotz (308)440-9799

Vice President: Richard Serr (308)440-0152

Secretary/Treasurer: Trish Hancock (308)440-6787

### Team Standings

Place	#	Team Name	Points Won	Points Lost	%Won	Pins + HDCP	Scratch Pins	Avg p/gm	High Game	High Sers	HDCP Game	HDCP Sers
1	3	We Attempt	30	10	75.0	63751	40339	537	650	1820	962	2732
2	2	Breeze Transport	24	16	60.0	64117	45115	601	736	1969	1002	2701
3	1	Kidds Korner	22	18	55.0	64088	48494	646	749	2155	954	2773
4	5	Pin Busters	21	19	52.5	63771	37854	504	619	1656	955	2649
5	6	Cruizers	21	19	52.5	63333	46344	617	725	1996	981	2734
6	4	Bye Team	2	38		0	0		0	0	0	0

### Review of Last Week's Bowling....

Lanes	Team Name	HDCP -1-	HDCP -2-	HDCP -3-	HDCP Total	Last Wk WON	Team Name	HDCP -1-	HDCP -2-	HDCP -3-	HDCP Total	Last Wk WON
3-4	We Attempt	825	944	819	2588	1	<---> Pin Busters	870	871	857	2598	3
5-6	Breeze Transport	974	799	906	2679	2	<---> Cruizers	780	898	939	2617	2
7-8	Bye Team	0	0	0	0	0	<---> Kidds Korner	954	947	872	2773	4

### Lane Assignments

	3-4	5-6	7-8
Wk26 03/09	4- 2	1- 5	6- 3
Wk27 03/16	1- 6	3- 2	4- 5
Wk28 03/23	3- 4	5- 6	1- 2

### Last Week's Top Scores

	Team Scratch Game	Team Scratch Series	Team Handicap Game	Team Handicap Series
	748 Kidds Korner	2155 Kidds Korner	974 Breeze Transport	2773 Kidds Korner
	734 Breeze Transport	1975 Cruizers	954 Kidds Korner	2679 Breeze Transport
	725 Cruizers	1959 Breeze Transport	944 We Attempt	2617 Cruizers
	641 We Attempt	1679 We Attempt	939 Cruizers	2598 Pin Busters
	501 Pin Busters	1488 Pin Busters	871 Pin Busters	2588 We Attempt
	Scratch Game	Scratch Series	Handicap Game	Handicap Series
<b>Men</b>	228 Nick Kidd	667 Nick Kidd	258 John Cornett	724 Nick Kidd
	214 Rich Hancock	570 Rich Hancock	255 Rich Hancock	693 Rich Hancock
	207 Nick Stockton	538 Nick Stockton	248 Keith Koupal	692 Brendon Head
	194 Richard Serr	535 Richard Serr	248 Nick Stockton	675 James Crown
	188 John Cornett	528 Bryan Hodges	247 Nick Kidd	671 Keith Koupal
	184 James Crown	519 James Crown	242 Brendon Head	670 Richard Serr
	182 Bryan Hodges	493 John Krotz	239 Richard Serr	661 Nick Stockton
	181 John Krotz	461 Craig Schutt	239 Jeff Snodgrass	642 John Cornett
	169 Keith Koupal	434 Keith Koupal	236 James Crown	640 Jeff Snodgrass
	162 Craig Schutt	432 John Cornett	219 Bryan Hodges	639 Bryan Hodges
<b>Women</b>	202 Kim Hodges	526 Kim Hodges	273 Kim Hodges	739 Kim Hodges
	188 Ashley Hancock	503 Dani Krotz	262 Trish Hancock	701 Chris Stockton
	186 Trish Hancock	470 Chris Stockton	257 Ashley Hancock	685 Trish Hancock
	174 Dani Krotz	457 Trish Hancock	244 Chris Stockton	671 Dani Krotz
	167 Shelli Krotz	455 Shelli Krotz	234 Shelli Krotz	657 Ashley Hancock
	167 Chris Stockton	450 Ashley Hancock	230 Dani Krotz	656 Shelli Krotz
	127 Jessica Walker	361 Jessica Walker	225 Jessica Walker	655 Jessica Walker

Season High Scores

Team Scratch Game		Team Scratch Series		Team Handicap Game		Team Handicap Series	
749	Kidds Korner	2155	Kidds Korner	1002	Breeze Transport	2773	Kidds Korner
736	Breeze Transport	1996	Cruizers	981	Cruizers	2734	Cruizers
725	Cruizers	1969	Breeze Transport	962	We Attempt	2732	We Attempt
650	We Attempt	1820	We Attempt	955	Pin Busters	2701	Breeze Transport
619	Pin Busters	1656	Pin Busters	954	Kidds Korner	2649	Pin Busters

	Scratch Game	Scratch Series	Handicap Game	Handicap Series
<b>Men</b>	279 John Krotz	697 Nick Kidd	313 John Krotz	781 Brendon Head
	257 Nick Kidd	661 John Krotz	300 Brendon Head	781 Bryan Hodges
	242 Nick Stockton	635 Richard Serr	285 Nick Stockton	779 Richard Serr
	232 Rich Hancock	631 Bryan Hodges	283 Jeff Snodgrass	763 John Krotz
	225 Richard Serr	608 Nick Stockton	280 Rich Hancock	760 Nick Kidd
	224 Bryan Hodges	607 Rich Hancock	278 Nick Kidd	751 Rich Hancock
	217 Justin Hodges	571 Craig Schutt	274 Bryan Hodges	746 Nick Stockton
	217 Craig Schutt	558 Justin Hodges	273 Richard Serr	731 Jeff Snodgrass
	204 James Crown	537 James Crown	267 Craig Schutt	714 Craig Schutt
	198 David Hibberd	520 David Hibberd	265 Justin Hodges	711 James Crown
<b>Women</b>	225 Kim Hodges	587 Dani Krotz	298 Kim Hodges	758 Dani Krotz
	213 Dani Krotz	532 Ashley Hancock	291 Shannon Mitchell	740 Kim Hodges
	212 Shannon Mitchell	530 Michelle Limbach	283 Shelli Krotz	737 Shannon Mitchell
	207 Shelli Krotz	526 Kim Hodges	280 Dani Krotz	736 Chris Stockton
	207 Ashley Hancock	500 Shannon Mitchell	272 Chris Stockton	723 Trish Hancock
	192 Chris Stockton	496 Chris Stockton	269 Ashley Hancock	718 Ashley Hancock
	191 Trish Hancock	492 Trish Hancock	268 Trish Hancock	698 Jessica Walker
	181 Michelle Limbach	480 Shelli Krotz	264 Jessica Walker	690 Shelli Krotz
	169 Kira Hancock	409 Kira Hancock	253 Kira Hancock	661 Kira Hancock
	164 Jessica Walker	404 Janet Anderson	248 Janet Anderson	653 Janet Anderson

Team Rosters

1 - Kidds Korner

Name	Avg	HDCP	Pins	Gms	High Game	High Sers	HDCP Game	HDCP Sers	0's	100's	200's	0's	400's	500's
Kim L. Hodges	141	69	9762	69	225	526	298	740	--	67	2	9	12	2
Bryan L. Hodges	173	37	12490	72	224	631	274	781	--	58	14	--	8	16
Justin M. Hodges	171	39	5663	33	217	558	265	690	--	30	3	--	2	9
Keith D. Koupal	132	78	7140	54	169	453	248	693	--	54	--	9	9	--
Nick Kidd	192	18	12140	63	257	697	278	760	--	37	26	--	1	20

2 - Breeze Transport

Name	Avg	HDCP	Pins	Gms	High Game	High Sers	HDCP Game	HDCP Sers	0's	100's	200's	0's	400's	500's
Chris M. Stockton	134	76	9685	72	192	496	272	736	1	71	--	11	13	--
Shannon L. Mitchell	138	72	6627	48	212	500	291	737	1	46	1	5	10	1
James M. Crown	159	51	11947	75	204	537	261	711	--	73	2	--	17	8
Nick J. Stockton	169	41	12208	72	242	608	285	746	--	60	12	--	12	12
John A. Cornett	140	70	4648	33	188	487	258	695	1	32	--	3	8	--

3 - We Attempt

Name	Avg	HDCP	Pins	Gms	High Game	High Sers	HDCP Game	HDCP Sers	0's	100's	200's	0's	400's	500's
Ashley K. Hancock	142	68	10653	75	207	532	269	718	4	70	1	9	15	1
Dani Krotz	155	55	11041	71	213	587	280	758	--	68	3	3	11	9
Tyler J. Krotz	77	133	5779	75	123	277	256	676	72	3	--	25	--	--
Richard M. Serr	165	45	11448	69	225	635	273	779	--	64	5	--	11	12

4 - Bye Team

5 - Pin Busters


Name	Avg	HDCP	Pins	Gms	High Game	High Sers	HDCP Game	HDCP Sers	0's	100's	200's	0's	400's	500's
Jessica F. Walker	113	97	7806	69	164	401	264	698	17	52	--	22	1	--
Jeff D. Snodgrass	127	83	9566	75	191	455	283	731	4	71	--	16	9	--
Craig A. Schutt	160	50	12031	75	217	571	267	714	--	71	4	--	17	8
Brendon Head	74	136	1341	18	115	275	258	692	15	3	--	6	--	--

**Town & Country 2024-25**


**6 - Cruizers**

<u>Name</u>	<u>Avg</u>	<u>HDCP</u>	<u>Pins</u>	<u>Gms</u>	<u>High Game</u>	<u>High Sers</u>	<u>HDCP Game</u>	<u>HDCP Sers</u>	<u>0's</u>	<u>100's</u>	<u>200's</u>	<u>0's</u>	<u>400's</u>	<u>500's</u>
Trish R. Hancock	135	75	8953	66	191	492	268	723	3	63	--	9	13	--
Shelli Krotz	143	67	9751	68	207	480	283	690	1	66	1	3	19	--
Rich Hancock	170	40	9202	54	232	607	280	751	--	47	7	1	6	11
John L. Krotz	179	31	12920	72	279	661	313	763	--	58	14	--	4	20

**Temporary Substitutes**

 **Men**

<u>Name</u>	<u>Avg</u>	<u>HDCP</u>	<u>Pins</u>	<u>Gms</u>	<u>High Game</u>	<u>High Sers</u>	<u>HDCP Game</u>	<u>HDCP Sers</u>	<u>0's</u>	<u>100's</u>	<u>200's</u>	<u>0's</u>	<u>400's</u>	<u>500's</u>
Brendon Head	114	96	6185	54	197	472	300	781	16	38	--	17	1	--
David D. Hibberd	bk180	30	520	3	198	520	228	610	--	3	--	--	--	1

 **Women**

<u>Name</u>	<u>Avg</u>	<u>HDCP</u>	<u>Pins</u>	<u>Gms</u>	<u>High Game</u>	<u>High Sers</u>	<u>HDCP Game</u>	<u>HDCP Sers</u>	<u>0's</u>	<u>100's</u>	<u>200's</u>	<u>0's</u>	<u>400's</u>	<u>500's</u>
Janet E. Anderson	126	84	1134	9	161	404	248	653	1	8	--	2	1	--
Kira L. Hancock	127	83	2300	18	169	409	253	661	--	18	--	5	1	--
Angie C. Hauserman	101	109	304	3	108	304	217	631	1	2	--	1	--	--
Michelle L. Limbach	bk179	31	530	3	181	530	212	623	--	3	--	--	--	1

**Individual High Averages**

<b>Men</b>	192.70	Nick Kidd	<b>Women</b>	155.51	Dani Krotz
	179.44	John Krotz		143.40	Shelli Krotz
	173.47	Bryan Hodges		142.04	Ashley Hancock
	171.61	Justin Hodges		141.48	Kim Hodges
	170.41	Rich Hancock		138.06	Shannon Mitchell

**Most Improved Average**

<b>Men</b>	101	to	114.54	=	+13.54	Brendon Head	<b>Women</b>	147	to	155.51	=	+8.51	Dani Krotz
	156	to	165.91	=	+9.91	Richard Serr		127	to	134.51	=	+7.51	Chris Stockton
	186	to	192.70	=	+6.70	Nick Kidd		131	to	135.65	=	+4.65	Trish Hancock
	122	to	127.55	=	+5.55	Jeff Snodgrass		111	to	113.13	=	+2.13	Jessica Walker
	168	to	173.47	=	+5.47	Bryan Hodges		136	to	138.06	=	+2.06	Shannon Mitchell

**Most Un-Improved Averages**

<b>Men</b>	171	to	160.41	=	-10.59	Craig Schutt	<b>Women</b>	146	to	142.04	=	-3.96	Ashley Hancock
	78	to	77.05	=	-0.95	Tyler Krotz		144	to	143.40	=	-0.60	Shelli Krotz
	141	to	140.85	=	-0.15	John Cornett		142	to	141.48	=	-0.52	Kim Hodges
	171	to	171.61	=	+0.61	Justin Hodges		136	to	138.06	=	+2.06	Shannon Mitchell
	130	to	132.22	=	+2.22	Keith Koupal		111	to	113.13	=	+2.13	Jessica Walker

# Town & Country 2024-25

## Big Apple Fun Center

### Reprint of Scores -- Week 25

#### Lane 3 3 - We Attempt Week 25 3/2/2025

Name	Old	Old	-1-	-2-	-3-	Total	HDCP
	Avg	HDCP					Total
Ashley K. Hancock	141	69	138	188	124	450	657
Dani Krotz	154	56	160	174	169	503	671
Tyler J. Krotz	77	133	50	85	56	191	590
Richard M. Serr	165	45	174	194	167	535	670
			====	====	====	====	====
Scratch Total			522	641	516	1679	1679
Handicap			303	303	303		909
Total			825	944	819	1679	2588
Team Points Won			0.0	1.0	0.0	1.0	1.0

#### Lane 4 5 - Pin Busters Week 25 3/2/2025

Name	Old	Old	-1-	-2-	-3-	Total	HDCP
	Avg	HDCP					Total
Jessica F. Walker	112	98	127	121	113	361	655
Jeff D. Snodgrass	127	83	108	156	127	391	640
Craig A. Schutt	160	50	162	155	144	461	611
Brendon Head	71	139	103	69	103	275	692
			====	====	====	====	====
Scratch Total			500	501	487	1488	1488
Handicap			370	370	370		1110
Total			870	871	857	1488	2598
Team Points Won			1.0	0.0	1.0	3.0	3.0

#### Lane 5 2 - Breeze Transport Week 25 3/2/2025

Name	Old	Old	-1-	-2-	-3-	Total	HDCP
	Avg	HDCP					Total
Chris M. Stockton	133	77	155	148	167	470	701
James M. Crown	158	52	184	153	182	519	675
Nick J. Stockton	169	41	207	150	181	538	661
John A. Cornett	140	70	188	108	136	432	642
			====	====	====	====	====
Scratch Total			734	559	666	1959	1959
Handicap			240	240	240		720
Total			974	799	906	1959	2679
Team Points Won			1.0	0.0	0.0	2.0	2.0

#### Lane 6 6 - Cruizers Week 25 3/2/2025

Name	Old	Old	-1-	-2-	-3-	Total	HDCP
	Avg	HDCP					Total
Trish R. Hancock	134	76	139	132	186	457	685
Shelli Krotz	143	67	122	166	167	455	656
Rich Hancock	169	41	151	205	214	570	693
John L. Krotz	180	30	154	181	158	493	583
			====	====	====	====	====
Scratch Total			566	684	725	1975	1975
Handicap			214	214	214		642
Total			780	898	939	1975	2617
Team Points Won			0.0	1.0	1.0	2.0	2.0

#### Lane 7 4 - Bye Team Week 25 3/2/2025

Name	Old	Old	-1-	-2-	-3-	Total	HDCP
	Avg	HDCP					Total
No one bowled							

#### Lane 8 1 - Kidds Korner Week 25 3/2/2025

Name	Old	Old	-1-	-2-	-3-	Total	HDCP
	Avg	HDCP					Total
Kim L. Hodges	139	71	178	202	146	526	739
Bryan L. Hodges	173	37	178	182	168	528	639
Keith D. Koupal	131	79	169	129	136	434	671
Nick Kidd	191	19	223	228	216	667	724
			====	====	====	====	====
Scratch Total			748	741	666	2155	2155
Handicap			206	206	206		618
Total			954	947	872	2155	2773
Team Points Won			1.0	1.0	1.0	4.0	4.0

# Town & Country 2024-25

## Big Apple Fun Center

\* Bowlers listed must have a minimum of 1 games.

### Change in Average

Name	-----Old-----		Old					---Average Change---			Weekly Over Avg
	Pins	Games	Avg	-1-	-2-	-3-	Total	New	Old	---> +/-	Series Avg +/-
Janet E. Anderson	1134	9	126				0	126.00	- 126.00	= 0.00	
John A. Cornett	4216	30	140	188	108	136	432	140.85	- 140.53	= 0.32	432 - 420=12
James M. Crown	11428	72	158	184	153	182	519	159.29	- 158.72	= 0.57	519 - 474=45
Ashley K. Hancock	10203	72	141	138	188	124	450	142.04	- 141.71	= 0.33	450 - 423=27
Kira L. Hancock	2300	18	127				0	127.78	- 127.78	= 0.00	
Rich Hancock	8632	51	169	151	205	214	570	170.41	- 169.25	= 1.15	570 - 507=63
Trish R. Hancock	8496	63	134	139	132	186	457	135.65	- 134.86	= 0.79	457 - 402=55
Angie C. Hauserman	304	3	101				0	101.33	- 101.33	= 0.00	
Brendon Head	6185	54	114				0	114.54	- 114.54	= 0.00	
Brendon Head	1066	15	71	103	69	103	275	74.50	- 71.07	= 3.43	275 - 213=62
David D. Hibberd	520	3	bk180				0	173.33	- 173.33	= 0.00	
Bryan L. Hodges	11962	69	173	178	182	168	528	173.47	- 173.36	= 0.11	528 - 519=9
Justin M. Hodges	5663	33	171				0	171.61	- 171.61	= 0.00	
Kim L. Hodges	9236	66	139	178	202	146	526	141.48	- 139.94	= 1.54	526 - 417=109
Nick Kidd	11473	60	191	223	228	216	667	192.70	- 191.22	= 1.48	667 - 573=94
Keith D. Koupal	6706	51	131	169	129	136	434	132.22	- 131.49	= 0.73	434 - 393=41
Dani Krotz	10538	68	154	160	174	169	503	155.51	- 154.97	= 0.54	503 - 462=41
John L. Krotz	12427	69	180	154	181	158	493	179.44	- 180.10	= -0.66	493 - 540=-47
Shelli Krotz	9296	65	143	122	166	167	455	143.40	- 143.02	= 0.38	455 - 429=26
Tyler J. Krotz	5588	72	77	50	85	56	191	77.05	- 77.61	= -0.56	191 - 231=-40
Michelle L. Limbach	530	3	bk179				0	176.67	- 176.67	= 0.00	
Shannon L. Mitchell	6627	48	138				0	138.06	- 138.06	= 0.00	
Craig A. Schutt	11570	72	160	162	155	144	461	160.41	- 160.69	= -0.28	461 - 480=-19
Richard M. Serr	10913	66	165	174	194	167	535	165.91	- 165.35	= 0.56	535 - 495=40
Jeff D. Snodgrass	9175	72	127	108	156	127	391	127.55	- 127.43	= 0.12	391 - 381=10
Chris M. Stockton	9215	69	133	155	148	167	470	134.51	- 133.55	= 0.96	470 - 399=71
Nick J. Stockton	11670	69	169	207	150	181	538	169.56	- 169.13	= 0.43	538 - 507=31
Jessica F. Walker	7445	66	112	127	121	113	361	113.13	- 112.80	= 0.33	361 - 336=25

# Town & Country 2024-25

## Big Apple Fun Center

\* Bowlers listed must have a minimum of 1 games.

### High Average Listing

	<u>Name</u>	<u>True Average</u>	<u>Pins</u>	<u>Gms</u>	<u>To Raise Avg +1</u>	<u>To Drop Avg -1</u>
1	Nick Kidd	192.70	12140	63	598	531
2	John L. Krotz	179.44	12920	72	580	504
3	Michelle L. Limbach	176.67	530	3	532	525
4	Bryan L. Hodges	173.47	12490	72	560	484
5	David D. Hibberd	173.33	520	3	524	517
6	Justin M. Hodges	171.61	5663	33	529	492
7	Rich Hancock	170.41	9202	54	545	487
8	Nick J. Stockton	169.56	12208	72	542	466
9	Richard M. Serr	165.91	11448	69	504	431
10	Craig A. Schutt	160.41	12031	75	527	448
11	James M. Crown	159.29	11947	75	533	454
12	Dani Krotz	155.51	11041	71	503	428
13	Shelli Krotz	143.40	9751	68	473	401
14	Ashley K. Hancock	142.04	10653	75	501	422
15	Kim L. Hodges	141.48	9762	69	462	389
16	John A. Cornett	140.85	4648	33	428	391
17	Shannon L. Mitchell	138.06	6627	48	462	410
18	Trish R. Hancock	135.65	8953	66	431	361
19	Chris M. Stockton	134.51	9685	72	440	364
20	Keith D. Koupal	132.22	7140	54	441	383
21	Kira L. Hancock	127.78	2300	18	388	366
22	Jeff D. Snodgrass	127.55	9566	75	418	339
23	Janet E. Anderson	126.00	1134	9	390	377
24	Brendon Head	114.54	6185	54	370	312
25	Jessica F. Walker	113.13	7806	69	402	329
26	Angie C. Hauserman	101.33	304	3	308	301
27	Tyler J. Krotz	77.05	5779	75	305	226
28	Brendon Head	74.50	1341	18	234	212

# Town & Country 2024-25

## Big Apple Fun Center

\* Bowlers listed must have a minimum of 22 games.

Note: This report includes information through March 2 which is Week 25 of 31

### Most Improved Averages

Name	True		Most Improved		Name	True		Most Improved	
	Average	Gms	Avg	+/-		Average	Gms	Avg	+/-
Brendon Head	114.54	54	101	+13.54	Rich Hancock	170.41	54	168	+2.41
Richard M. Serr	165.91	69	156	+9.91	Keith D. Koupal	132.22	54	130	+2.22
Dani Krotz	155.51	71	147	+8.51	Jessica F. Walker	113.13	69	111	+2.13
Chris M. Stockton	134.51	72	127	+7.51	Shannon L. Mitchell	138.06	48	136	+2.06
Nick Kidd	192.70	63	186	+6.70	Justin M. Hodges	171.61	33	171	+0.61
Jeff D. Snodgrass	127.55	75	122	+5.55	John A. Cornett	140.85	33	141	-0.15
Bryan L. Hodges	173.47	72	168	+5.47	Kim L. Hodges	141.48	69	142	-0.52
James M. Crown	159.29	75	154	+5.29	Shellie Krotz	143.40	68	144	-0.60
Trish R. Hancock	135.65	66	131	+4.65	Tyler J. Krotz	77.05	75	78	-0.95
Nick J. Stockton	169.56	72	165	+4.56	Ashley K. Hancock	142.04	75	146	-3.96
John L. Krotz	179.44	72	176	+3.44	Craig A. Schutt	160.41	75	171	-10.59

# Town & Country 2024-25

## Big Apple Fun Center

\* Bowlers listed must have a minimum of 1 games.

### Most Pins Over Average

Name	-----Old-----		Old					---Average Change---			Weekly Over Avg
	Pins	Games	Avg	-1-	-2-	-3-	Total	New - Old	---> +/-	Series Avg +/-	
Kim L. Hodges	9236	66	139	178	202	146	526	141.48	- 139.94	= 1.54	526 - 417=109
Nick Kidd	11473	60	191	223	228	216	667	192.70	- 191.22	= 1.48	667 - 573=94
Chris M. Stockton	9215	69	133	155	148	167	470	134.51	- 133.55	= 0.96	470 - 399=71
Rich Hancock	8632	51	169	151	205	214	570	170.41	- 169.25	= 1.15	570 - 507=63
Brendon Head	1066	15	71	103	69	103	275	74.50	- 71.07	= 3.43	275 - 213=62
Trish R. Hancock	8496	63	134	139	132	186	457	135.65	- 134.86	= 0.79	457 - 402=55
James M. Crown	11428	72	158	184	153	182	519	159.29	- 158.72	= 0.57	519 - 474=45
Keith D. Koupal	6706	51	131	169	129	136	434	132.22	- 131.49	= 0.73	434 - 393=41
Dani Krotz	10538	68	154	160	174	169	503	155.51	- 154.97	= 0.54	503 - 462=41
Richard M. Serr	10913	66	165	174	194	167	535	165.91	- 165.35	= 0.56	535 - 495=40
Nick J. Stockton	11670	69	169	207	150	181	538	169.56	- 169.13	= 0.43	538 - 507=31
Ashley K. Hancock	10203	72	141	138	188	124	450	142.04	- 141.71	= 0.33	450 - 423=27
Shelli Krotz	9296	65	143	122	166	167	455	143.40	- 143.02	= 0.38	455 - 429=26
Jessica F. Walker	7445	66	112	127	121	113	361	113.13	- 112.80	= 0.33	361 - 336=25
John A. Cornett	4216	30	140	188	108	136	432	140.85	- 140.53	= 0.32	432 - 420=12
Jeff D. Snodgrass	9175	72	127	108	156	127	391	127.55	- 127.43	= 0.12	391 - 381=10
Bryan L. Hodges	11962	69	173	178	182	168	528	173.47	- 173.36	= 0.11	528 - 519=9
Craig A. Schutt	11570	72	160	162	155	144	461	160.41	- 160.69	= -0.28	461 - 480=-19
Tyler J. Krotz	5588	72	77	50	85	56	191	77.05	- 77.61	= -0.56	191 - 231=-40
John L. Krotz	12427	69	180	154	181	158	493	179.44	- 180.10	= -0.66	493 - 540=-47



# Town & Country 2024-25

## Big Apple Fun Center

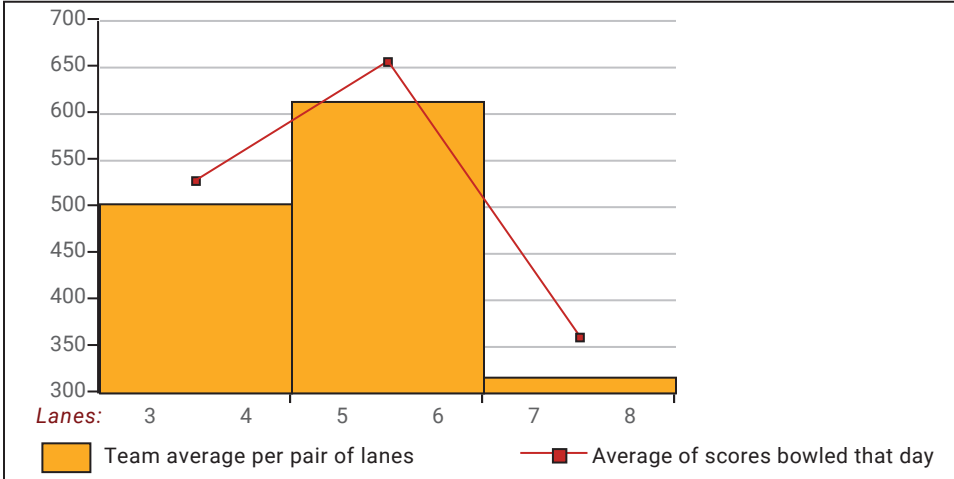
This report is for scores bowled March 2 which is Week 25 of 31

### This Week's Statistics

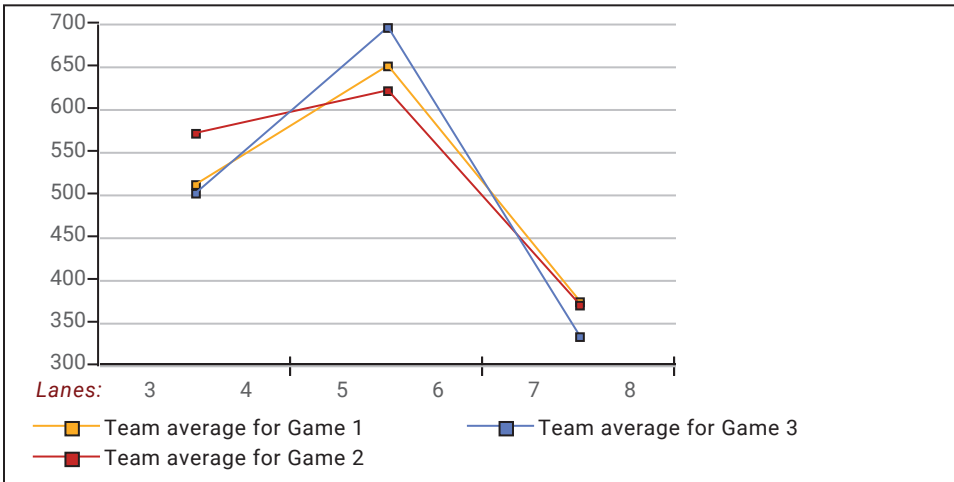
	Over All	Men	Women
How many people bowled	20	13	7
Number of games bowled	60	39	21
Actual average of week's scores	154.27	154.72	153.43
How many games above average	40	23	17
How many games below average	19	15	4
Pins above/below average per game	10.92	7.72	16.86
How many people raised average	17	10	7
by this amount	0.81	0.89	0.70
How many people went down	3	3	--
by this amount	-0.50	-0.50	0.00
League average before bowling	143.84	147.38	137.26
League average after bowling	144.45	147.95	137.96
Change in league average	0.61	0.57	0.70
800s	--	--	--
775s	--	--	--
750s	--	--	--
725s	--	--	--
700s	--	--	--
675s	--	--	--
650s	1	1	--
625s	--	--	--
600s	--	--	--
575s	--	--	--
550s	1	1	--
525s	4	3	1
500s	2	1	1
475s	1	1	--
450s	5	1	4
425s	2	2	--
400s	--	--	--
below 400	4	3	1
300s	--	--	--
275s	--	--	--
250s	--	--	--
225s	1	1	--
200s	6	5	1
175s	11	8	3
150s	19	12	7
125s	11	5	6
100s	8	4	4
below 100	4	4	--

This report is for scores bowled March 2 which is Week 25 of 31

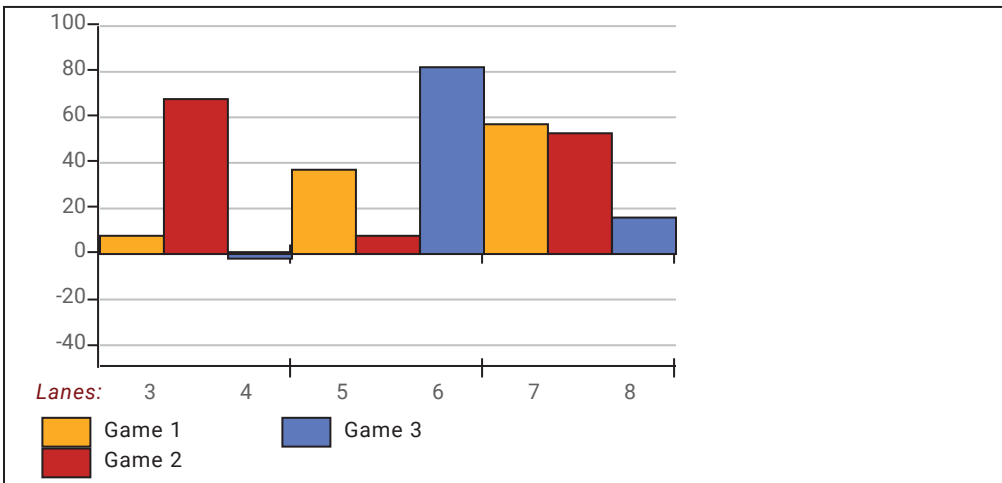
**Team Average vs Avg of Scores**



**Average of Scores for Each Game**

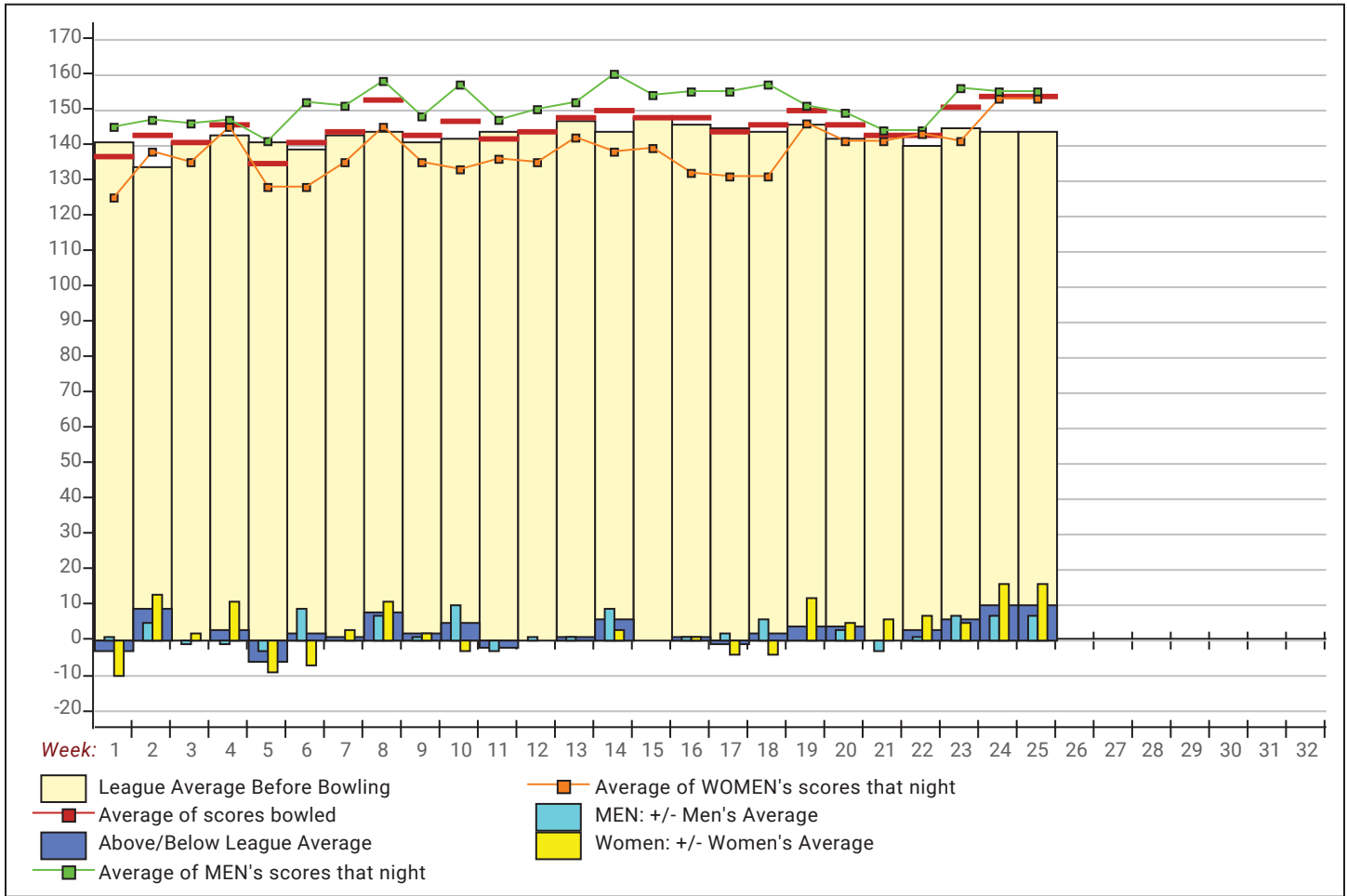


**Amount Over/Under Team Average**



This report is for scores bowled March 2 which is Week 25 of 31

**League Average Week-by-Week**



**League Average Statistics for Last Week**

	League	Right Hand	Left Hand	Men (Lft+Rt)	Women (Lft+Rt)
League Average Before Bowling	143.84	147.67	71.07	147.38	137.26
Average of scores bowled that night	154.27	157.56	91.67	154.72	153.43
New League Average After Bowling	144.45	148.14	74.50	147.95	137.96
Change in League Average	.61	.47	3.43	.57	.70
People Who Bowled Over Average	17	16	1	10	7
People Who Bowled Under Average	3	3		3	
Average Amount of Series Over Avg	44.76	43.69	62.00	40.70	50.57
Average Amount of Series Under Avg	-35.33	-35.33		-35.33	
Difference Avg, NiteAvg	10.92	10.40	20.67	7.72	16.86
Number of Bowlers	20	19	1	13	7
Number of Games Bowled	60	57	3	39	21
People Who Raised Their Average	17	16	1	10	7
Raised By an Average of This Amount	.81	.65	3.43	.89	.70
People Who Lowered Their Average	3	3		3	
Lowered By an Average of This Amou	-.50	-.50		-.50	
Number of Games Bowled Over Avera	40	38	2	23	17
Number of Games Bowled Under Avera	19	18	1	15	4

*Note: Averages are based only on people who bowled.*

# Press Release -- 3/3/2025

3/2/2025 Week 25 of 31

## Town & Country 2024-25

Sunday 6:30 pm

Big Apple Fun Center

Lanes 3 - 8

### Team Standings

Place	Team Name	Avg p/gm	Points Won	Points Lost	Year-To-Date WON	Y-T-D LOST
1	We Attempt	537	30	10	62	38
2	Breeze Transport	601	24	16	60	40
3	Kidds Korner	646	22	18	61	39
4	Pin Busters	504	21	19	56	44
5	Cruizers	617	21	19	53	47
6	Bye Team		2	38	8	92

\*\*\* Although not shown, standings are determined by points only for the current split

### Last Week's Top Scores

	Scratch Game	Scratch Series	Handicap Game	Handicap Series
<b>Men</b>	228 Nick Kidd	667 Nick Kidd	258 John Cornett	724 Nick Kidd
	214 Rich Hancock	570 Rich Hancock	255 Rich Hancock	693 Rich Hancock
	207 Nick Stockton	538 Nick Stockton	248 Keith Koupal	692 Brendon Head
	194 Richard Serr	535 Richard Serr	248 Nick Stockton	675 James Crown
	188 John Cornett	528 Bryan Hodges	247 Nick Kidd	671 Keith Koupal
	184 James Crown	519 James Crown	242 Brendon Head	670 Richard Serr
	182 Bryan Hodges	493 John Krotz	239 Richard Serr	661 Nick Stockton
	181 John Krotz	461 Craig Schutt	239 Jeff Snodgrass	642 John Cornett
	169 Keith Koupal	434 Keith Koupal	236 James Crown	640 Jeff Snodgrass
	162 Craig Schutt	432 John Cornett	219 Bryan Hodges	639 Bryan Hodges
<b>Women</b>	202 Kim Hodges	526 Kim Hodges	273 Kim Hodges	739 Kim Hodges
	188 Ashley Hancock	503 Dani Krotz	262 Trish Hancock	701 Chris Stockton
	186 Trish Hancock	470 Chris Stockton	257 Ashley Hancock	685 Trish Hancock
	174 Dani Krotz	457 Trish Hancock	244 Chris Stockton	671 Dani Krotz
	167 Shelli Krotz	455 Shelli Krotz	234 Shelli Krotz	657 Ashley Hancock
	167 Chris Stockton	450 Ashley Hancock	230 Dani Krotz	656 Shelli Krotz
	127 Jessica Walker	361 Jessica Walker	225 Jessica Walker	655 Jessica Walker

### Local and Bowling Center Awards

Name	USBC ID Number	Award Average	Award Games	G1	G2	G3	Series	Award Score	Award Received
John A. Cornett	1571-7837 USBC	140	30	188	108	136	432	188	175 Game (Local Assoc. Awards)
Trish R. Hancock	4132-665 USBC	134	63	139	132	186	457	186	175 Game (Local Assoc. Awards)
Kim L. Hodges	15-14581 USBC	139	66	178	202	146	526	526	500 Series (Local Assoc. Awards)
	15-14581 USBC	139	66	178	202	146	526	178	175 Game (Local Assoc. Awards)
	15-14581 USBC	139	66	178	202	146	526	202	200 Game (Local Assoc. Awards)