

# Town & Country 2023-24

Sunday 6:30 pm

## Big Apple Fun Center

Lanes 3 - 8

President: John Krotz (308)440-9799

Vice President: Richard Serr (308)440-0152

Secretary/Treasurer: Trish Hancock (308)440-6787

### Team Standings

Place	Lane	#	Team Name	Points Won	Points Lost	%Won	Pins + HDCP	Scratch Pins	Avg p/gm	High Game	High Sers	HDCP Game	HDCP Sers
1	7	4	Bat Split Crazy	24	12	66.7	61069	45664	634	749	2079	1005	2799
2	8	1	We Attempt	23	13	63.9	61323	38466	534	653	1748	970	2704
3	6	6	Pin Busters	19	17	52.8	60455	34580	480	604	1593	967	2683
4	4	5	Kidds Korner	17	19	47.2	60524	42275	587	778	2090	1008	2780
5	3	3	Breeze Transport	15	21	41.7	60818	41751	579	687	1868	939	2650
6	5	2	Cruizers	10	26	27.8	60000	43257	600	728	1984	956	2668

### Review of Last Week's Bowling.....

Lanes	Team Name	HDCP -1-	HDCP -2-	HDCP -3-	HDCP Total	Last Wk WON	Team Name	HDCP -1-	HDCP -2-	HDCP -3-	HDCP Total	Last Wk WON
3-4	Pin Busters	762	867	793	2422	1	<---> Bat Split Crazy	865	772	905	2542	3
5-6	Breeze Transport	860	875	863	2598	2	<---> We Attempt	858	915	850	2623	2
7-8	Cruizers	815	836	802	2453	1	<---> Kidds Korner	869	922	755	2546	3

### Lane Assignments

	3-4	5-6	7-8
Wk25 02/25	3- 5	2- 6	4- 1
Wk26 03/03	4- 2	1- 5	6- 3
Wk27 03/10	1- 6	3- 2	4- 5

### Last Week's Top Scores

	Team Scratch Game	Team Scratch Series	Team Handicap Game	Team Handicap Series
	712 Bat Split Crazy	1963 Bat Split Crazy	922 Kidds Korner	2623 We Attempt
	695 Kidds Korner	1865 Kidds Korner	915 We Attempt	2598 Breeze Transport
	622 Breeze Transport	1839 Breeze Transport	905 Bat Split Crazy	2546 Kidds Korner
	606 We Attempt	1751 Cruizers	875 Breeze Transport	2542 Bat Split Crazy
	602 Cruizers	1696 We Attempt	867 Pin Busters	2453 Cruizers
	509 Pin Busters	1348 Pin Busters	836 Cruizers	2422 Pin Busters
	Scratch Game	Scratch Series	Handicap Game	Handicap Series
<b>Men</b>	237 Bryan Hodges	564 Bryan Hodges	286 Bryan Hodges	711 Bryan Hodges
	203 Trevor Hibberd	558 David Hibberd	255 Trevor Hibberd	669 Trevor Hibberd
	199 David Hibberd	513 Trevor Hibberd	230 David Hibberd	651 Richard Serr
	192 Nick Stockton	508 Nick Stockton	228 Richard Serr	651 David Hibberd
	187 Nick Kidd	504 Richard Serr	227 Nick Stockton	649 Tyler Krotz
	179 Richard Serr	503 John Krotz	226 Tyler Krotz	627 John Cornett
	177 John Krotz	501 Nick Kidd	225 John Cornett	613 Nick Stockton
	162 Craig Schutt	445 Craig Schutt	223 Jeff Snodgrass	605 Jeff Snodgrass
	152 Rich Hancock	416 Rich Hancock	211 Craig Schutt	602 John Krotz
	147 John Cornett	402 James Crown	210 John Krotz	597 James Crown
			210 Nick Kidd	
<b>Women</b>	203 Ashley Hancock	536 Shannon Mitchell	275 Ashley Hancock	761 Shannon Mitchell
	193 Shannon Mitchell	522 Ashley Hancock	268 Shannon Mitchell	738 Ashley Hancock
	183 Michelle Limbach	509 Michelle Limbach	240 Trish Hancock	650 Trish Hancock
	170 Kim Hodges	446 Shelli Krotz	239 Jessica Walker	644 Shelli Krotz
	158 Shelli Krotz	441 Dani Krotz	239 Kim Hodges	640 Jen Kidd
	156 Dani Krotz	418 Kim Hodges	236 Jen Kidd	625 Jessica Walker
	152 Trish Hancock	386 Trish Hancock	224 Shelli Krotz	625 Kim Hodges
	150 Jen Kidd	383 Kira Hancock	217 Kira Hancock	620 Kira Hancock
	138 Kira Hancock	382 Jen Kidd	214 Michelle Limbach	602 Michelle Limbach
	132 Jessica Walker	304 Jessica Walker	204 Dani Krotz	585 Dani Krotz

**Season High Scores**

	<u>Team Scratch Game</u>	<u>Team Scratch Series</u>	<u>Team Handicap Game</u>	<u>Team Handicap Series</u>
	778 Kidds Korner	2090 Kidds Korner	1008 Kidds Korner	2799 Bat Split Crazy
	749 Bat Split Crazy	2079 Bat Split Crazy	1005 Bat Split Crazy	2780 Kidds Korner
	728 Cruizers	1984 Cruizers	970 We Attempt	2704 We Attempt
	687 Breeze Transport	1868 Breeze Transport	967 Pin Busters	2683 Pin Busters
	653 We Attempt	1748 We Attempt	956 Cruizers	2668 Cruizers
	604 Pin Busters	1593 Pin Busters	939 Breeze Transport	2650 Breeze Transport
	<u>Scratch Game</u>	<u>Scratch Series</u>	<u>Handicap Game</u>	<u>Handicap Series</u>
<b>Men</b>	268 David Hibberd	661 David Hibberd	308 David Hibberd	781 David Hibberd
	241 John Krotz	633 Nick Stockton	293 John Cornett	767 Chris Flodine
	237 Bryan Hodges	631 John Krotz	286 Brendon Head	748 John Cornett
	235 Nick Stockton	613 Nick Kidd	286 James Crown	747 Nick Stockton
	234 Rich Hancock	581 Rich Hancock	286 Bryan Hodges	733 John Krotz
	233 Richard Serr	578 Craig Schutt	284 Richard Serr	729 Bryan Hodges
	233 Craig Schutt	570 Bryan Hodges	283 Craig Schutt	728 Craig Schutt
	232 Nick Kidd	561 Justin Hodges	277 Rich Hancock	714 Brendon Head
	218 James Crown	557 Richard Serr	275 Chris Flodine	711 Justin Hodges
	216 John Cornett	545 Chris Flodine	275 John Krotz	710 Richard Serr
				710 Rich Hancock
<b>Women</b>	236 Michelle Limbach	627 Michelle Limbach	323 Kira Hancock	814 Kira Hancock
	227 Dani Krotz	580 Rebecca McPherson	297 Jessica Walker	761 Shannon Mitchell
	225 Rebecca McPherson	568 Dani Krotz	280 Dani Krotz	738 Ashley Hancock
	215 Kira Hancock	536 Shannon Mitchell	275 Ashley Hancock	736 Dani Krotz
	203 Ashley Hancock	522 Ashley Hancock	269 Shelli Krotz	728 Shelli Krotz
	194 Jessica Walker	510 Kim Hodges	268 Shannon Mitchell	711 Kim Hodges
	193 Shelli Krotz	497 Shelli Krotz	267 Michelle Limbach	708 Michelle Limbach
	193 Shannon Mitchell	490 Kira Hancock	264 Chris Stockton	704 Trish Hancock
	190 Chris Stockton	478 Cindy Gibbons	257 Tammy Koupal	700 Cindy Gibbons
	178 Kim Hodges	447 Chris Stockton	254 Trish Hancock	691 Jen Kidd
			254 Jen Kidd	

**Team Rosters**

**1 - We Attempt**

<u>Name</u>	<u>Avg</u>	<u>HDCP</u>	<u>Pins</u>	<u>Gms</u>	<u>High Game</u>	<u>High Sers</u>	<u>HDCP Game</u>	<u>HDCP Sers</u>	<u>Most Improved Avg +/-</u>	<u>To Raise Avg +1</u>	<u>To Drop Avg -1</u>	<u>Weekly Over Avg Series Avg +/-</u>
Ashley K. Hancock	140	70	9241	66	203	522	275	738	134 +6.02	488	418	522 - 414=108
Dani Krotz	161	49	11635	72	227	568	280	736	159 +2.60	515	439	441 - 486=-45
Tyler J. Krotz	71	139	5112	72	100	251	246	675	67 +4.00	288	212	229 - 210=19
Richard M. Serr	162	48	11673	72	233	557	284	710	159 +3.13	552	476	504 - 483=21

**2 - Cruizers**

<u>Name</u>	<u>Avg</u>	<u>HDCP</u>	<u>Pins</u>	<u>Gms</u>	<u>High Game</u>	<u>High Sers</u>	<u>HDCP Game</u>	<u>HDCP Sers</u>	<u>Most Improved Avg +/-</u>	<u>To Raise Avg +1</u>	<u>To Drop Avg -1</u>	<u>Weekly Over Avg Series Avg +/-</u>
Trish R. Hancock	123	87	8496	69	168	440	254	704	126 -2.87	432	359	386 - 366=20
Shelli Krotz	144	66	9990	69	193	497	269	728	137 +7.78	450	377	446 - 432=14
Tristan F. Ragland	152	58	2749	18	189	487	253	665		464	442	
John L. Krotz	177	33	11707	66	241	631	275	733	184 -6.62	575	505	503 - 531=-28
Rich Hancock	161	49	6941	43	234	581	277	710	166 -4.58	511	464	416 - 489=-73

**3 - Breeze Transport**

<u>Name</u>	<u>Avg</u>	<u>HDCP</u>	<u>Pins</u>	<u>Gms</u>	<u>High Game</u>	<u>High Sers</u>	<u>HDCP Game</u>	<u>HDCP Sers</u>	<u>Most Improved Avg +/-</u>	<u>To Raise Avg +1</u>	<u>To Drop Avg -1</u>	<u>Weekly Over Avg Series Avg +/-</u>
Chris M. Stockton	132	78	6351	48	190	447	264	690	131 +1.31	432	380	
Shannon L. Mitchell	137	73	9187	67	193	536	268	761	129 +8.12	473	402	536 - 405=131
John A. Cornett	132	78	9160	69	216	517	293	748	137 -4.25	416	343	393 - 396=-3
Nick J. Stockton	174	36	12066	69	235	633	273	747	171 +3.87	534	461	508 - 525=-17
James M. Crown	144	66	4618	32	218	501	286	705	144 +0.31	457	421	402 - 435=-33

**Town & Country 2023-24**

**4 - Bat Split Crazy**

<u>Name</u>	<u>Avg</u>	<u>HDCP</u>	<u>Pins</u>	<u>Gms</u>	<u>High Game</u>	<u>High Sers</u>	<u>HDCP Game</u>	<u>HDCP Sers</u>	<u>Most Improved Avg +/-</u>	<u>To Raise Avg +1</u>	<u>To Drop Avg -1</u>	<u>Weekly Over Avg Series Avg +/-</u>
Chris Flodine	138	72	6241	45	201	545	275	767	132 +6.69	431	382	
Kira L. Hancock	130	80	5890	45	215	490	323	814	131 -0.11	398	349	383 - 393=-10
Cindy Gibbons	144	66	6060	42	170	478	242	700	136 +8.29	465	419	
Michelle L. Limbach	179	31	12366	69	236	627	267	708	182 -2.78	594	521	509 - 537=-28
David D. Hibberd	179	31	12909	72	268	661	308	781	178 +1.29	591	515	558 - 537=21

**5 - Kidds Korner**

<u>Name</u>	<u>Avg</u>	<u>HDCP</u>	<u>Pins</u>	<u>Gms</u>	<u>High Game</u>	<u>High Sers</u>	<u>HDCP Game</u>	<u>HDCP Sers</u>	<u>Most Improved Avg +/-</u>	<u>To Raise Avg +1</u>	<u>To Drop Avg -1</u>	<u>Weekly Over Avg Series Avg +/-</u>
Kim L. Hodges	141	69	5935	42	178	510	245	711	143 -1.69	455	409	418 - 423=-5
Bryan L. Hodges	162	48	9778	60	237	570	286	729	157 +5.97	491	427	564 - 483=81
Tammy Koupal	104	106	3758	36	150	374	257	689	107 -2.61	337	297	
Justin M. Hodges	163	47	3765	23	209	561	260	711	163 +0.70	499	472	
Keith D. Koupal	130	80	5867	45	179	440	263	682	131 -0.62	421	372	
Jen Kidd	124	86	3740	30	166	427	254	691	124 +0.67	385	351	382 - 372=10
Nick Kidd	185	25	7250	39	232	613	259	688	186 -0.10	562	519	501 - 561=-60

**6 - Pin Busters**

<u>Name</u>	<u>Avg</u>	<u>HDCP</u>	<u>Pins</u>	<u>Gms</u>	<u>High Game</u>	<u>High Sers</u>	<u>HDCP Game</u>	<u>HDCP Sers</u>	<u>Most Improved Avg +/-</u>	<u>To Raise Avg +1</u>	<u>To Drop Avg -1</u>	<u>Weekly Over Avg Series Avg +/-</u>
Jessica F. Walker	103	107	6494	63	194	381	297	690	110 -6.92	370	303	304 - 309=-5
Jeff D. Snodgrass	129	81	8533	66	167	454	250	700	125 +4.29	437	367	362 - 387=-25
Craig A. Schutt	161	49	11621	72	233	578	283	728	164 -2.60	529	453	445 - 483=-38
Brendon G. Head	89	121	5910	66	162	339	286	714	84 +5.55	300	230	

**Temporary Substitutes**

 **Men**

<u>Name</u>	<u>Avg</u>	<u>HDCP</u>	<u>Pins</u>	<u>Gms</u>	<u>High Game</u>	<u>High Sers</u>	<u>HDCP Game</u>	<u>HDCP Sers</u>	<u>Most Improved Avg +/-</u>	<u>To Raise Avg +1</u>	<u>To Drop Avg -1</u>	<u>Weekly Over Avg Series Avg +/-</u>
Trevor D. Hibberd	164	46	987	6	203	513	255	669		498	488	513 - 474=39
Allen S. Noltersmeier	bk129	81	443	3	166	443	247	686		445	438	
Joshua Ragland	118	92	355	3	124	355	216	631		359	352	

 **Women**

<u>Name</u>	<u>Avg</u>	<u>HDCP</u>	<u>Pins</u>	<u>Gms</u>	<u>High Game</u>	<u>High Sers</u>	<u>HDCP Game</u>	<u>HDCP Sers</u>	<u>Most Improved Avg +/-</u>	<u>To Raise Avg +1</u>	<u>To Drop Avg -1</u>	<u>Weekly Over Avg Series Avg +/-</u>
Janet E. Anderson	bk121	89	372	3	131	372	220	639		378	371	
Angie C. Hauserman	bk130	80	363	3	131	363	211	603		369	362	
Kattie L. Johnson	bk131	79	362	3	134	362	213	599		364	357	
Karen L. Lopez	145	65	436	3	156	436	221	631		440	433	
Rebecca L. McPherson	189	21	1135	6	225	580	250	655		575	565	

**Individual High Averages**

<u>Men</u>	<u>Women</u>
185.90 Nick Kidd	179.22 Michelle Limbach
179.29 David Hibberd	161.60 Dani Krotz
177.38 John Krotz	144.78 Shelli Krotz
174.87 Nick Stockton	144.29 Cindy Gibbons
163.70 Justin Hodges	141.31 Kim Hodges
162.97 Bryan Hodges	140.02 Ashley Hancock
162.13 Richard Serr	137.12 Shannon Mitchell
161.42 Rich Hancock	132.31 Chris Stockton
161.40 Craig Schutt	130.89 Kira Hancock
144.31 James Crown	124.67 Jen Kidd

**Most Improved Average**

---

<b>Men</b>	132 to 138.69 = +6.69 Chris Flodine	157 to 162.97 = +5.97 Bryan Hodges	84 to 89.55 = +5.55 Brendon Head
	125 to 129.29 = +4.29 Jeff Snodgrass	67 to 71.00 = +4.00 Tyler Krotz	171 to 174.87 = +3.87 Nick Stockton
<b>Women</b>	136 to 144.29 = +8.29 Cindy Gibbons	129 to 137.12 = +8.12 Shannon Mitchell	137 to 144.78 = +7.78 Shelli Krotz
	134 to 140.02 = +6.02 Ashley Hancock	159 to 161.60 = +2.60 Dani Krotz	131 to 132.31 = +1.31 Chris Stockton

**Most Un-Improved Averages**

---

<b>Men</b>	184 to 177.38 = -6.62 John Krotz	166 to 161.42 = -4.58 Rich Hancock	137 to 132.75 = -4.25 John Cornett
	164 to 161.40 = -2.60 Craig Schutt	131 to 130.38 = -0.62 Keith Koupal	186 to 185.90 = -0.10 Nick Kidd
<b>Women</b>	110 to 103.08 = -6.92 Jessica Walker	126 to 123.13 = -2.87 Trish Hancock	182 to 179.22 = -2.78 Michelle Limbach
	107 to 104.39 = -2.61 Tammy Koupal	143 to 141.31 = -1.69 Kim Hodges	131 to 130.89 = -0.11 Kira Hancock

# Town & Country 2023-24

## Big Apple Fun Center

### Reprint of Scores -- Week 24

#### Lane 3 6 - Pin Busters Week 24 2/18/2024

Name	Old	Old						HDCP
	Avg	HDCP	-1-	-2-	-3-	Total	Total	
Jessica F. Walker	103	107	83	132	89	304	625	
Jeff D. Snodgrass	129	81	115	142	105	362	605	
Craig A. Schutt	161	49	127	156	162	445	592	
Brendon G. Head	89	121	a79	a79	a79	237	600	
			====	====	====	====	====	
Scratch Total			404	509	435	1348	1348	
Handicap			358	358	358		1074	
Total			762	867	793	1348	2422	
Team Points Won			0.0	1.0	0.0	1.0	1.0	

#### Lane 4 4 - Bat Split Crazy Week 24 2/18/2024

Name	Old	Old						HDCP
	Avg	HDCP	-1-	-2-	-3-	Total	Total	
Kira L. Hancock	131	79	138	114	131	383	620	
Trevor D. Hibberd	158	52	183	127	203	513	669	
David D. Hibberd	179	31	168	191	199	558	651	
Michelle L. Limbach	179	31	183	147	179	509	602	
			====	====	====	====	====	
Scratch Total			672	579	712	1963	1963	
Handicap			193	193	193		579	
Total			865	772	905	1963	2542	
Team Points Won			1.0	0.0	1.0	3.0	3.0	

#### Lane 5 3 - Breeze Transport Week 24 2/18/2024

Name	Old	Old						HDCP
	Avg	HDCP	-1-	-2-	-3-	Total	Total	
James M. Crown	145	65	142	121	139	402	597	
Shannon L. Mitchell	135	75	169	193	174	536	761	
John A. Cornett	132	78	130	116	147	393	627	
Nick J. Stockton	175	35	166	192	150	508	613	
			====	====	====	====	====	
Scratch Total			607	622	610	1839	1839	
Handicap			253	253	253		759	
Total			860	875	863	1839	2598	
Team Points Won			1.0	0.0	1.0	2.0	2.0	

#### Lane 6 1 - We Attempt Week 24 2/18/2024

Name	Old	Old						HDCP
	Avg	HDCP	-1-	-2-	-3-	Total	Total	
Ashley K. Hancock	138	72	166	203	153	522	738	
Dani Krotz	162	48	153	156	132	441	585	
Tyler J. Krotz	70	140	75	68	86	229	649	
Richard M. Serr	161	49	155	179	170	504	651	
			====	====	====	====	====	
Scratch Total			549	606	541	1696	1696	
Handicap			309	309	309		927	
Total			858	915	850	1696	2623	
Team Points Won			0.0	1.0	0.0	2.0	2.0	

#### Lane 7 2 - Cruizers Week 24 2/18/2024

Name	Old	Old						HDCP
	Avg	HDCP	-1-	-2-	-3-	Total	Total	
Trish R. Hancock	122	88	119	115	152	386	650	
Shelli Krotz	144	66	150	158	138	446	644	
John L. Krotz	177	33	170	177	156	503	602	
Rich Hancock	163	47	142	152	122	416	557	
			====	====	====	====	====	
Scratch Total			581	602	568	1751	1751	
Handicap			234	234	234		702	
Total			815	836	802	1751	2453	
Team Points Won			0.0	0.0	1.0	1.0	1.0	

#### Lane 8 5 - Kidds Korner Week 24 2/18/2024

Name	Old	Old						HDCP
	Avg	HDCP	-1-	-2-	-3-	Total	Total	
Kim L. Hodges	141	69	122	170	126	418	625	
Bryan L. Hodges	161	49	183	237	144	564	711	
Jen Kidd	124	86	150	125	107	382	640	
Nick Kidd	187	23	187	163	151	501	570	
			====	====	====	====	====	
Scratch Total			642	695	528	1865	1865	
Handicap			227	227	227		681	
Total			869	922	755	1865	2546	
Team Points Won			1.0	1.0	0.0	3.0	3.0	

# Town & Country 2023-24

## Big Apple Fun Center

\* Bowlers listed must have a minimum of 1 games.

### Change in Average

Name	-----Old-----		Old					---Average Change---			Weekly Over Avg
	Pins	Games	Avg	-1-	-2-	-3-	Total	New	Old	---> +/-	Series Avg +/-
Janet E. Anderson	372	3	bk121				0	124.00	- 124.00	= 0.00	
John A. Cornett	8767	66	132	130	116	147	393	132.75	- 132.83	= -0.08	393 - 396=-3
James M. Crown	4216	29	145	142	121	139	402	144.31	- 145.38	= -1.07	402 - 435=-33
Chris Flodine	6241	45	138				0	138.69	- 138.69	= 0.00	
Cindy Gibbons	6060	42	144				0	144.29	- 144.29	= 0.00	
Ashley K. Hancock	8719	63	138	166	203	153	522	140.02	- 138.40	= 1.62	522 - 414=108
Kira L. Hancock	5507	42	131	138	114	131	383	130.89	- 131.12	= -0.23	383 - 393=-10
Rich Hancock	6525	40	163	142	152	122	416	161.42	- 163.13	= -1.71	416 - 489=-73
Trish R. Hancock	8110	66	122	119	115	152	386	123.13	- 122.88	= 0.25	386 - 366=20
Angie C. Hauserman	363	3	bk130				0	121.00	- 121.00	= 0.00	
Brendon G. Head	5910	66	89	a79	a79	a79	237	89.55	- 89.55	= 0.00	
David D. Hibberd	12351	69	179	168	191	199	558	179.29	- 179.00	= 0.29	558 - 537=21
Trevor D. Hibberd	474	3	158	183	127	203	513	164.50	- 158.00	= 6.50	513 - 474=39
Bryan L. Hodges	9214	57	161	183	237	144	564	162.97	- 161.65	= 1.32	564 - 483=81
Justin M. Hodges	3765	23	163				0	163.70	- 163.70	= 0.00	
Kim L. Hodges	5517	39	141	122	170	126	418	141.31	- 141.46	= -0.15	418 - 423=-5
Kattie L. Johnson	362	3	bk131				0	120.67	- 120.67	= 0.00	
Jen Kidd	3358	27	124	150	125	107	382	124.67	- 124.37	= 0.30	382 - 372=10
Nick Kidd	6749	36	187	187	163	151	501	185.90	- 187.47	= -1.57	501 - 561=-60
Keith D. Koupal	5867	45	130				0	130.38	- 130.38	= 0.00	
Tammy Koupal	3758	36	104				0	104.39	- 104.39	= 0.00	
Dani Krotz	11194	69	162	153	156	132	441	161.60	- 162.23	= -0.63	441 - 486=-45
John L. Krotz	11204	63	177	170	177	156	503	177.38	- 177.84	= -0.46	503 - 531=-28
Shelli Krotz	9544	66	144	150	158	138	446	144.78	- 144.61	= 0.18	446 - 432=14
Tyler J. Krotz	4883	69	70	75	68	86	229	71.00	- 70.77	= 0.23	229 - 210=19
Michelle L. Limbach	11857	66	179	183	147	179	509	179.22	- 179.65	= -0.43	509 - 537=-28
Karen L. Lopez	436	3	145				0	145.33	- 145.33	= 0.00	
Rebecca L. McPherson	1135	6	189				0	189.17	- 189.17	= 0.00	
Shannon L. Mitchell	8651	64	135	169	193	174	536	137.12	- 135.17	= 1.95	536 - 405=131
Allen S. Noltersmeier	443	3	bk129				0	147.67	- 147.67	= 0.00	
Joshua Ragland	355	3	118				0	118.33	- 118.33	= 0.00	
Tristan F. Ragland	2749	18	152				0	152.72	- 152.72	= 0.00	
Craig A. Schutt	11176	69	161	127	156	162	445	161.40	- 161.97	= -0.57	445 - 483=-38
Richard M. Serr	11169	69	161	155	179	170	504	162.13	- 161.87	= 0.26	504 - 483=21
Jeff D. Snodgrass	8171	63	129	115	142	105	362	129.29	- 129.70	= -0.41	362 - 387=-25
Chris M. Stockton	6351	48	132				0	132.31	- 132.31	= 0.00	
Nick J. Stockton	11558	66	175	166	192	150	508	174.87	- 175.12	= -0.25	508 - 525=-17

**Town & Country 2023-24**

<u>Name</u>	<u>-----Old-----</u>		<u>Old</u>	<u>-1- -2- -3-</u>			<u>Total</u>	<u>---Average Change---</u>			<u>Weekly Over Avg</u>	
	<u>Pins</u>	<u>Games</u>	<u>Avg</u>					<u>New - Old</u>	<u>---&gt; +/-</u>		<u>Series Avg +/-</u>	
Jessica F. Walker	6190	60	103	83	132	89	304	103.08	-	103.17	= -0.09	304 - 309=-5

# Town & Country 2023-24

## Big Apple Fun Center

\* Bowlers listed must have a minimum of 1 games.

### High Average Listing

	<u>Name</u>	<u>True Average</u>	<u>Pins</u>	<u>Gms</u>	<u>To Raise Avg +1</u>	<u>To Drop Avg -1</u>
1	Rebecca L. McPherson	189.17	1135	6	575	565
2	Nick Kidd	185.90	7250	39	562	519
3	David D. Hibberd	179.29	12909	72	591	515
4	Michelle L. Limbach	179.22	12366	69	594	521
5	John L. Krotz	177.38	11707	66	575	505
6	Nick J. Stockton	174.87	12066	69	534	461
7	Trevor D. Hibberd	164.50	987	6	498	488
8	Justin M. Hodges	163.70	3765	23	499	472
9	Bryan L. Hodges	162.97	9778	60	491	427
10	Richard M. Serr	162.13	11673	72	552	476
11	Dani Krotz	161.60	11635	72	515	439
12	Rich Hancock	161.42	6941	43	511	464
13	Craig A. Schutt	161.40	11621	72	529	453
14	Tristan F. Ragland	152.72	2749	18	464	442
15	Allen S. Noltersmeier	147.67	443	3	445	438
16	Karen L. Lopez	145.33	436	3	440	433
17	Shelli Krotz	144.78	9990	69	450	377
18	James M. Crown	144.31	4618	32	457	421
19	Cindy Gibbons	144.29	6060	42	465	419
20	Kim L. Hodges	141.31	5935	42	455	409
21	Ashley K. Hancock	140.02	9241	66	488	418
22	Chris Flodine	138.69	6241	45	431	382
23	Shannon L. Mitchell	137.12	9187	67	473	402
24	John A. Cornett	132.75	9160	69	416	343
25	Chris M. Stockton	132.31	6351	48	432	380
26	Kira L. Hancock	130.89	5890	45	398	349
27	Keith D. Koupal	130.38	5867	45	421	372
28	Jeff D. Snodgrass	129.29	8533	66	437	367
29	Jen Kidd	124.67	3740	30	385	351
30	Janet E. Anderson	124.00	372	3	378	371
31	Trish R. Hancock	123.13	8496	69	432	359
32	Angie C. Hauserman	121.00	363	3	369	362
33	Kattie L. Johnson	120.67	362	3	364	357
34	Joshua Ragland	118.33	355	3	359	352
35	Tammy Koupal	104.39	3758	36	337	297
36	Jessica F. Walker	103.08	6494	63	370	303
37	Brendon G. Head	89.55	5910	66	300	230
38	Tyler J. Krotz	71.00	5112	72	288	212



# Town & Country 2023-24

## Big Apple Fun Center

\* Bowlers listed must have a minimum of 22 games.

Note: This report includes information through February 18 which is Week 24 of 31

### Most Improved Averages

Name	True Average	Most Improved Avg	+/-	Name	True Average	Most Improved Avg	+/-
Cindy Gibbons	144.29	136	+8.29	Jen Kidd	124.67	124	+0.67
Shannon L. Mitchell	137.12	129	+8.12	James M. Crown	144.31	144	+0.31
Shelli Krotz	144.78	137	+7.78	Nick Kidd	185.90	186	-0.10
Chris Flodine	138.69	132	+6.69	Kira L. Hancock	130.89	131	-0.11
Ashley K. Hancock	140.02	134	+6.02	Keith D. Koupal	130.38	131	-0.62
Bryan L. Hodges	162.97	157	+5.97	Kim L. Hodges	141.31	143	-1.69
Brendon G. Head	89.55	84	+5.55	Craig A. Schutt	161.40	164	-2.60
Jeff D. Snodgrass	129.29	125	+4.29	Tammy Koupal	104.39	107	-2.61
Tyler J. Krotz	71.00	67	+4.00	Michelle L. Limbach	179.22	182	-2.78
Nick J. Stockton	174.87	171	+3.87	Trish R. Hancock	123.13	126	-2.87
Richard M. Serr	162.13	159	+3.13	John A. Cornett	132.75	137	-4.25
Dani Krotz	161.60	159	+2.60	Rich Hancock	161.42	166	-4.58
Chris M. Stockton	132.31	131	+1.31	John L. Krotz	177.38	184	-6.62
David D. Hibberd	179.29	178	+1.29	Jessica F. Walker	103.08	110	-6.92
Justin M. Hodges	163.70	163	+0.70				

# Town & Country 2023-24

## Big Apple Fun Center

\* Bowlers listed must have a minimum of 1 games.

### Most Pins Over Average

Name	-----Old-----		Old					---Average Change---			Weekly Over Avg
	Pins	Games	Avg	-1-	-2-	-3-	Total	New - Old	---> +/-	Series Avg +/-	
Shannon L. Mitchell	8651	64	135	169	193	174	536	137.12	- 135.17	= 1.95	536 - 405=131
Ashley K. Hancock	8719	63	138	166	203	153	522	140.02	- 138.40	= 1.62	522 - 414=108
Bryan L. Hodges	9214	57	161	183	237	144	564	162.97	- 161.65	= 1.32	564 - 483=81
Trevor D. Hibberd	474	3	158	183	127	203	513	164.50	- 158.00	= 6.50	513 - 474=39
Richard M. Serr	11169	69	161	155	179	170	504	162.13	- 161.87	= 0.26	504 - 483=21
David D. Hibberd	12351	69	179	168	191	199	558	179.29	- 179.00	= 0.29	558 - 537=21
Trish R. Hancock	8110	66	122	119	115	152	386	123.13	- 122.88	= 0.25	386 - 366=20
Tyler J. Krotz	4883	69	70	75	68	86	229	71.00	- 70.77	= 0.23	229 - 210=19
Shelli Krotz	9544	66	144	150	158	138	446	144.78	- 144.61	= 0.18	446 - 432=14
Jen Kidd	3358	27	124	150	125	107	382	124.67	- 124.37	= 0.30	382 - 372=10
John A. Cornett	8767	66	132	130	116	147	393	132.75	- 132.83	= -0.08	393 - 396=-3
Jessica F. Walker	6190	60	103	83	132	89	304	103.08	- 103.17	= -0.09	304 - 309=-5
Kim L. Hodges	5517	39	141	122	170	126	418	141.31	- 141.46	= -0.15	418 - 423=-5
Kira L. Hancock	5507	42	131	138	114	131	383	130.89	- 131.12	= -0.23	383 - 393=-10
Nick J. Stockton	11558	66	175	166	192	150	508	174.87	- 175.12	= -0.25	508 - 525=-17
Jeff D. Snodgrass	8171	63	129	115	142	105	362	129.29	- 129.70	= -0.41	362 - 387=-25
Michelle L. Limbach	11857	66	179	183	147	179	509	179.22	- 179.65	= -0.43	509 - 537=-28
John L. Krotz	11204	63	177	170	177	156	503	177.38	- 177.84	= -0.46	503 - 531=-28
James M. Crown	4216	29	145	142	121	139	402	144.31	- 145.38	= -1.07	402 - 435=-33
Craig A. Schutt	11176	69	161	127	156	162	445	161.40	- 161.97	= -0.57	445 - 483=-38
Dani Krotz	11194	69	162	153	156	132	441	161.60	- 162.23	= -0.63	441 - 486=-45
Nick Kidd	6749	36	187	187	163	151	501	185.90	- 187.47	= -1.57	501 - 561=-60
Rich Hancock	6525	40	163	142	152	122	416	161.42	- 163.13	= -1.71	416 - 489=-73

# Town & Country 2023-24

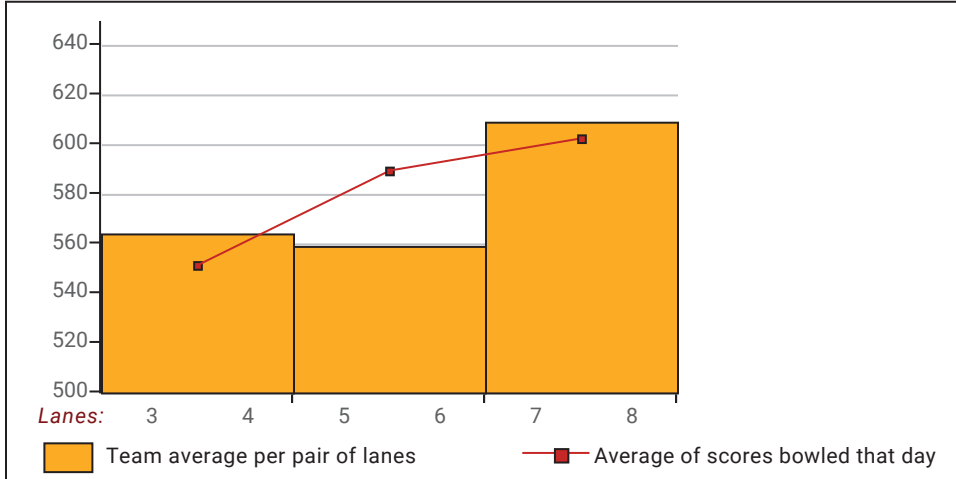
## Big Apple Fun Center

This report is for scores bowled February 18 which is Week 24 of 31

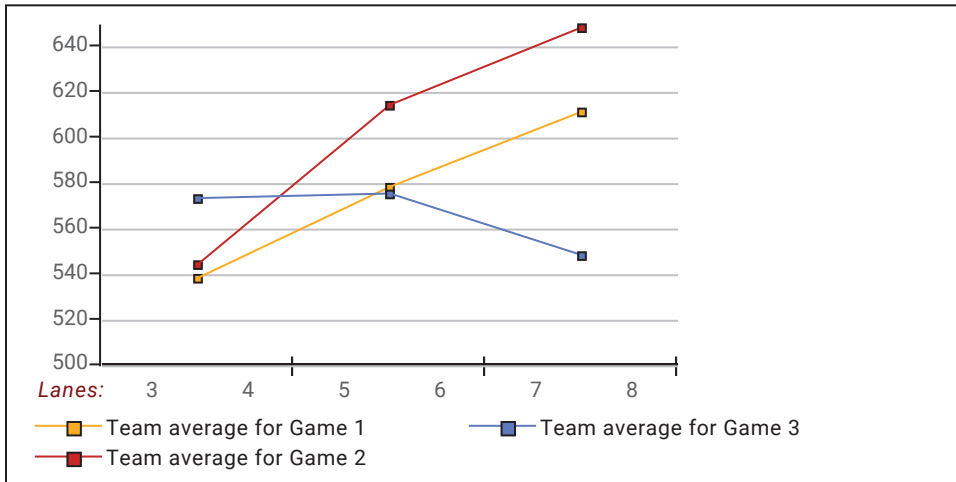
### This Week's Statistics

	Over All	Men	Women
How many people bowled	23	13	10
Number of games bowled	69	39	30
Actual average of week's scores	148.19	151.23	144.23
How many games above average	29	14	15
How many games below average	36	23	13
Pins above/below average per game	1.36	-2.46	6.33
How many people raised average by this amount	10 1.29	5 1.72	5 0.86
How many people went down by this amount	13 -0.59	8 -0.77	5 -0.31
League average before bowling	147.29	154.21	138.31
League average after bowling	147.52	154.40	138.58
Change in league average	0.23	0.19	0.28
800s	--	--	--
775s	--	--	--
750s	--	--	--
725s	--	--	--
700s	--	--	--
675s	--	--	--
650s	--	--	--
625s	--	--	--
600s	--	--	--
575s	--	--	--
550s	2	2	--
525s	1	--	1
500s	7	5	2
475s	--	--	--
450s	--	--	--
425s	3	1	2
400s	3	2	1
below 400	7	3	4
300s	--	--	--
275s	--	--	--
250s	--	--	--
225s	1	1	--
200s	2	1	1
175s	11	8	3
150s	23	12	11
125s	17	9	8
100s	10	5	5
below 100	5	3	2

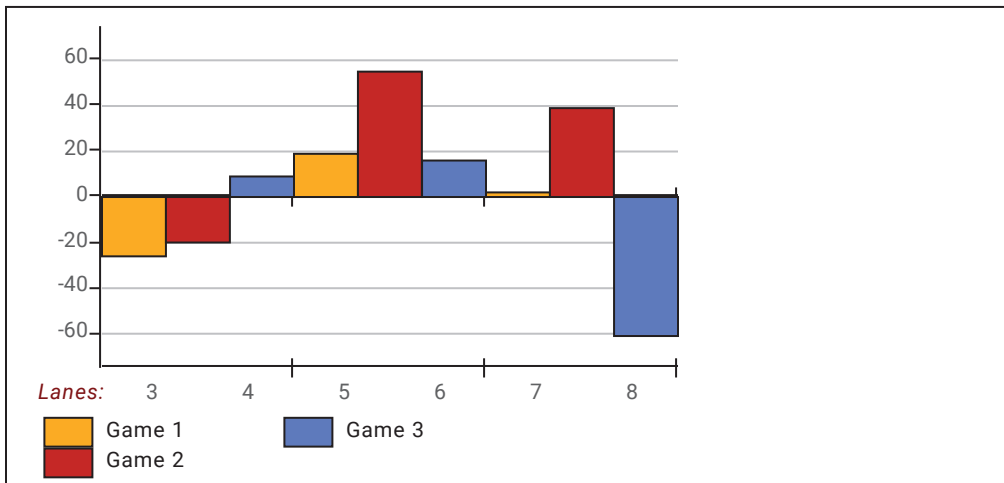
**Team Average vs Avg of Scores**



**Average of Scores for Each Game**

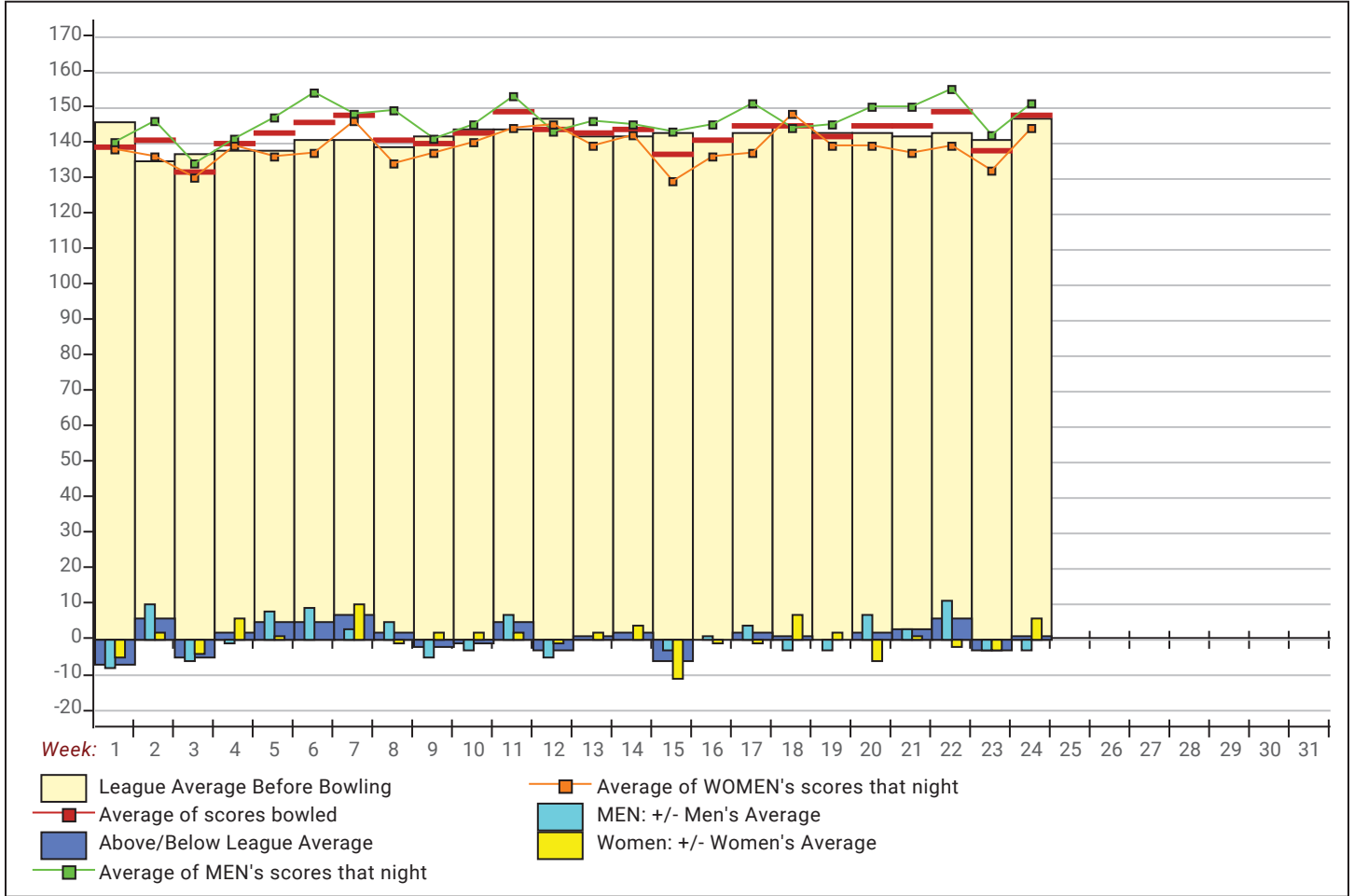


**Amount Over/Under Team Average**



This report is for scores bowled February 18 which is Week 24 of 31

**League Average Week-by-Week**



**League Average Statistics for Last Week**

	League	Right Hand	Left Hand	Men (Lft+Rt)	Women (Lft+Rt)
League Average Before Bowling	147.29	147.29		154.21	138.31
Average of scores bowled that night	148.19	148.19		151.23	144.23
New League Average After Bowling	147.52	147.52		154.40	138.58
Change in League Average	.23	.23		.19	.28
People Who Bowled Over Average	10	10		5	5
People Who Bowled Under Average	13	13		8	5
Average Amount of Series Over Avg	46.40	46.40		36.20	56.60
Average Amount of Series Under Avg	-28.46	-28.46		-34.63	-18.60
Difference Avg, NiteAvg	1.36	1.36		-2.46	6.33
Number of Bowlers	23	23		13	10
Number of Games Bowled	69	69		39	30
People Who Raised Their Average	10	10		5	5
Raised By an Average of This Amount	1.29	1.29		1.72	.86
People Who Lowered Their Average	13	13		8	5
Lowered By an Average of This Amou	-.59	-.59		-.77	-.31
Number of Games Bowled Over Avera	29	29		14	15
Number of Games Bowled Under Avera	36	36		23	13

*Note: Averages are based only on people who bowled.*

# Press Release -- 2/24/2024

2/18/2024 Week 24 of 31

## Town & Country 2023-24

Sunday 6:30 pm

Big Apple Fun Center

Lanes 3 - 8

### Team Standings

Place	Team Name	Avg p/gm	Points Won	Points Lost	Year-To-Date WON	Y-T-D LOST
1	Bat Split Crazy	634	24	12	56	40
2	We Attempt	534	23	13	57	39
3	Pin Busters	480	19	17	40	56
4	Kidds Korner	587	17	19	49	47
5	Breeze Transport	579	15	21	51	45
6	Cruizers	600	10	26	36	60

\*\*\* Although not shown, standings are determined by points only for the current split

### Last Week's Top Scores

	Scratch Game	Scratch Series	Handicap Game	Handicap Series	
<b>Men</b>	237 Bryan Hodges	564 Bryan Hodges	286 Bryan Hodges	711 Bryan Hodges	
	203 Trevor Hibberd	558 David Hibberd	255 Trevor Hibberd	669 Trevor Hibberd	
	199 David Hibberd	513 Trevor Hibberd	230 David Hibberd	651 Richard Serr	
	192 Nick Stockton	508 Nick Stockton	228 Richard Serr	651 David Hibberd	
	187 Nick Kidd	504 Richard Serr	227 Nick Stockton	649 Tyler Krotz	
	179 Richard Serr	503 John Krotz	226 Tyler Krotz	627 John Cornett	
	177 John Krotz	501 Nick Kidd	225 John Cornett	613 Nick Stockton	
	162 Craig Schutt	445 Craig Schutt	223 Jeff Snodgrass	605 Jeff Snodgrass	
	152 Rich Hancock	416 Rich Hancock	211 Craig Schutt	602 John Krotz	
	147 John Cornett	402 James Crown	210 John Krotz	597 James Crown	
			210 Nick Kidd		
	<b>Women</b>	203 Ashley Hancock	536 Shannon Mitchell	275 Ashley Hancock	761 Shannon Mitchell
		193 Shannon Mitchell	522 Ashley Hancock	268 Shannon Mitchell	738 Ashley Hancock
183 Michelle Limbach		509 Michelle Limbach	240 Trish Hancock	650 Trish Hancock	
170 Kim Hodges		446 Shelli Krotz	239 Jessica Walker	644 Shelli Krotz	
158 Shelli Krotz		441 Dani Krotz	239 Kim Hodges	640 Jen Kidd	
156 Dani Krotz		418 Kim Hodges	236 Jen Kidd	625 Jessica Walker	
152 Trish Hancock		386 Trish Hancock	224 Shelli Krotz	625 Kim Hodges	
150 Jen Kidd		383 Kira Hancock	217 Kira Hancock	620 Kira Hancock	
138 Kira Hancock		382 Jen Kidd	214 Michelle Limbach	602 Michelle Limbach	
132 Jessica Walker		304 Jessica Walker	204 Dani Krotz	585 Dani Krotz	

### Local and Bowling Center Awards

Name	USBC ID Number	Award Average	Award Games	G1	G2	G3	Series	Award Score	Award Received
Ashley K. Hancock	4137-6870 USBC	138	63	166	203	153	<b>522</b>	522	500 Series (Local Assoc. Awards)
	4137-6870 USBC	138	63	166	<b>203</b>	153	522	203	200 Game (Local Assoc. Awards)
Trevor D. Hibberd	9726-4241 USBC	160	21	183	127	<b>203</b>	513	203	200 Game (Local Assoc. Awards)
Bryan L. Hodges	1494-2652 USBC	161	57	183	<b>237</b>	144	564	237	225 Game (Local Assoc. Awards)
	1494-2652 USBC	161	57	183	<b>237</b>	144	564	237	75 Pins Over Average (Local Assoc. Awards)
Shannon L. Mitchell	4132-1049 USBC	135	64	169	193	174	<b>536</b>	536	500 Series (Local Assoc. Awards)
	4132-1049 USBC	135	64	169	<b>193</b>	174	536	193	175 Game (Local Assoc. Awards)