

# Town & Country 2024-25

Sunday 6:30 pm

## Big Apple Fun Center

Lanes 3 - 8

President: John Krotz (308)440-9799

Vice President: Richard Serr (308)440-0152

Secretary/Treasurer: Trish Hancock (308)440-6787

### Team Standings

Place	#	Team Name	Points Won	Points Lost	%Won	Pins + HDCP	Scratch Pins	Avg p/gm	High Game	High Sers	HDCP Game	HDCP Sers
1	3	We Attempt	24	4	85.7	55739	35072	531	648	1721	962	2660
2	2	Breeze Transport	18	10	64.3	56290	39448	597	736	1969	1002	2701
3	6	Cruizers	14	14	50.0	55684	40624	615	710	1996	981	2734
4	5	Pin Busters	13	15	46.4	56035	33484	507	619	1656	955	2649
5	1	Kidds Korner	13	15	46.4	55983	42138	638	749	2143	928	2680
6	4	Bye Team	2	26		0	0		0	0	0	0

### Review of Last Week's Bowling.....

Lanes	Team Name	HDCP -1-	HDCP -2-	HDCP -3-	HDCP Total	Last Wk WON	Team Name	HDCP -1-	HDCP -2-	HDCP -3-	HDCP Total	Last Wk WON
3-4	Pin Busters	841	853	879	2573	3	<---> Cruizers	874	805	797	2476	1
5-6	Kidds Korner	843	812	826	2481	0	<---> Breeze Transport	883	844	924	2651	4
7-8	We Attempt	901	825	862	2588	4	<---> Bye Team	0	0	0	0	0

### Lane Assignments

	3-4	5-6	7-8
Wk23 02/16	2- 3	5- 4	1- 6
Wk24 02/23	6- 4	3- 1	2- 5
Wk25 03/02	3- 5	2- 6	4- 1

### Last Week's Top Scores

	Team Scratch Game	Team Scratch Series	Team Handicap Game	Team Handicap Series
	681 Breeze Transport	1922 Breeze Transport	924 Breeze Transport	2651 Breeze Transport
	660 Cruizers	1851 Kidds Korner	901 We Attempt	2588 We Attempt
	633 Kidds Korner	1834 Cruizers	879 Pin Busters	2573 Pin Busters
	592 We Attempt	1661 We Attempt	874 Cruizers	2481 Kidds Korner
	499 Pin Busters	1433 Pin Busters	843 Kidds Korner	2476 Cruizers
	Scratch Game	Scratch Series	Handicap Game	Handicap Series
<b>Men</b>	211 Nick Stockton	548 Nick Stockton	256 Jeff Snodgrass	694 John Cornett
	192 James Crown	541 John Krotz	254 Nick Stockton	677 Nick Stockton
	191 John Krotz	498 Rich Hancock	249 John Cornett	650 Jeff Snodgrass
	183 Rich Hancock	487 John Cornett	246 James Crown	642 Brendon Head
	180 John Cornett	480 Bryan Hodges	231 Brendon Head	641 James Crown
	174 Craig Schutt	479 James Crown	223 Rich Hancock	628 John Krotz
	173 Jeff Snodgrass	471 Craig Schutt	223 Craig Schutt	626 Keith Koupal
	171 Bryan Hodges	467 Richard Serr	222 Keith Koupal	618 Rich Hancock
	159 Richard Serr	401 Jeff Snodgrass	220 John Krotz	618 Craig Schutt
	143 Keith Koupal	389 Keith Koupal	216 Tyler Krotz	614 Tyler Krotz
<b>Women</b>	192 Dani Krotz	542 Dani Krotz	252 Dani Krotz	722 Dani Krotz
	180 Ashley Hancock	448 Kim Hodges	251 Chris Stockton	664 Kim Hodges
	174 Chris Stockton	437 Ashley Hancock	249 Ashley Hancock	663 Jessica Walker
	169 Shelli Krotz	415 Shelli Krotz	246 Jessica Walker	644 Ashley Hancock
	160 Kim Hodges	408 Chris Stockton	237 Shelli Krotz	639 Chris Stockton
	147 Jessica Walker	380 Trish Hancock	232 Kim Hodges	619 Shelli Krotz
	140 Trish Hancock	366 Jessica Walker	217 Trish Hancock	611 Trish Hancock

**Season High Scores**

Team Scratch Game		Team Scratch Series		Team Handicap Game		Team Handicap Series	
749	Kidds Korner	2143	Kidds Korner	1002	Breeze Transport	2734	Cruizers
736	Breeze Transport	1996	Cruizers	981	Cruizers	2701	Breeze Transport
710	Cruizers	1969	Breeze Transport	962	We Attempt	2680	Kidds Korner
648	We Attempt	1721	We Attempt	955	Pin Busters	2660	We Attempt
619	Pin Busters	1656	Pin Busters	928	Kidds Korner	2649	Pin Busters

	Scratch Game	Scratch Series	Handicap Game	Handicap Series
<b>Men</b>	279 John Krotz	661 John Krotz	313 John Krotz	781 Brendon Head
	254 Nick Kidd	652 Nick Kidd	300 Brendon Head	781 Bryan Hodges
	233 Nick Stockton	631 Bryan Hodges	283 Jeff Snodgrass	763 John Krotz
	232 Rich Hancock	608 Nick Stockton	280 Rich Hancock	751 Rich Hancock
	224 Bryan Hodges	607 Rich Hancock	279 Nick Stockton	748 Nick Kidd
	223 Richard Serr	571 Craig Schutt	277 Nick Kidd	746 Nick Stockton
	217 Justin Hodges	558 Justin Hodges	274 Bryan Hodges	731 Jeff Snodgrass
	217 Craig Schutt	542 Richard Serr	271 Richard Serr	714 Craig Schutt
	204 James Crown	535 James Crown	267 Craig Schutt	711 James Crown
	198 David Hibberd	520 David Hibberd	265 Justin Hodges	695 Richard Serr
				695 John Cornett
<b>Women</b>	225 Kim Hodges	542 Dani Krotz	298 Kim Hodges	740 Kim Hodges
	213 Dani Krotz	532 Ashley Hancock	291 Shannon Mitchell	737 Shannon Mitchell
	212 Shannon Mitchell	530 Michelle Limbach	283 Shelli Krotz	736 Chris Stockton
	207 Shelli Krotz	521 Kim Hodges	280 Dani Krotz	722 Dani Krotz
	207 Ashley Hancock	500 Shannon Mitchell	272 Chris Stockton	718 Ashley Hancock
	192 Chris Stockton	496 Chris Stockton	269 Ashley Hancock	698 Jessica Walker
	181 Michelle Limbach	480 Shelli Krotz	264 Jessica Walker	690 Shelli Krotz
	178 Trish Hancock	438 Trish Hancock	256 Trish Hancock	675 Trish Hancock
	169 Kira Hancock	409 Kira Hancock	253 Kira Hancock	661 Kira Hancock
	164 Jessica Walker	404 Janet Anderson	248 Janet Anderson	653 Janet Anderson

**Team Rosters**

**1 - Kidds Korner**

Name	Avg	HDCP	Pins	Gms	High Game	High Sers	HDCP Game	HDCP Sers	0's	100's	200's	0's	400's	500's
Kim L. Hodges	139	71	8346	60	225	521	298	740	--	59	1	9	10	1
Bryan L. Hodges	173	37	10904	63	224	631	274	781	--	51	12	--	7	14
Justin M. Hodges	171	39	5138	30	217	558	265	690	--	27	3	--	2	8
Keith D. Koupal	131	79	6299	48	167	453	247	693	--	48	--	9	7	--
Nick Kidd	188	22	10152	54	254	652	277	748	--	35	19	--	1	17

**2 - Breeze Transport**

Name	Avg	HDCP	Pins	Gms	High Game	High Sers	HDCP Game	HDCP Sers	0's	100's	200's	0's	400's	500's
Chris M. Stockton	133	77	8412	63	192	496	272	736	1	62	--	10	11	--
Shannon L. Mitchell	138	72	6627	48	212	500	291	737	1	46	1	5	10	1
James M. Crown	157	53	10367	66	204	535	261	711	--	64	2	--	17	5
Nick J. Stockton	167	43	10579	63	233	608	279	746	--	54	9	--	11	10
John A. Cornett	144	66	3463	24	180	487	251	695	--	24	--	2	6	--

**3 - We Attempt**

Name	Avg	HDCP	Pins	Gms	High Game	High Sers	HDCP Game	HDCP Sers	0's	100's	200's	0's	400's	500's
Ashley K. Hancock	141	69	9355	66	207	532	269	718	3	62	1	8	13	1
Dani Krotz	152	58	9431	62	213	542	280	722	--	61	1	3	11	6
Tyler J. Krotz	77	133	5107	66	123	277	256	676	63	3	--	22	--	--
Richard M. Serr	162	48	9761	60	223	542	271	695	--	58	2	--	11	9

**4 - Bye Team**

5 - Pin Busters

Name	Avg	HDCP	Pins	Gms	High Game	High Sers	HDCP Game	HDCP Sers	0's	100's	200's	0's	400's	500's
Jessica F. Walker	112	98	6743	60	164	401	264	698	16	44	--	19	1	--
Jeff D. Snodgrass	127	83	8441	66	191	455	283	731	4	62	--	13	9	--
Craig A. Schutt	160	50	10624	66	217	571	267	714	--	62	4	--	14	8
Brendon Head	62	148	566	9	82	202	231	642	9	--	--	3	--	--

6 - Cruizers

Name	Avg	HDCP	Pins	Gms	High Game	High Sers	HDCP Game	HDCP Sers	0's	100's	200's	0's	400's	500's
Trish R. Hancock	132	78	7569	57	178	438	256	675	3	54	--	9	10	--
Shelli Krotz	142	68	8419	59	207	480	283	690	1	57	1	2	17	--
Rich Hancock	170	40	7662	45	232	607	280	751	--	40	5	1	4	10
John L. Krotz	181	29	11456	63	279	661	313	763	--	50	13	--	2	19

Temporary Substitutes

 Men

Name	Avg	HDCP	Pins	Gms	High Game	High Sers	HDCP Game	HDCP Sers	0's	100's	200's	0's	400's	500's
Brendon Head	114	96	6185	54	197	472	300	781	16	38	--	17	1	--
David D. Hibberd	bk180	30	520	3	198	520	228	610	--	3	--	--	--	1

 Women

Name	Avg	HDCP	Pins	Gms	High Game	High Sers	HDCP Game	HDCP Sers	0's	100's	200's	0's	400's	500's
Janet E. Anderson	126	84	1134	9	161	404	248	653	1	8	--	2	1	--
Kira L. Hancock	127	83	2300	18	169	409	253	661	--	18	--	5	1	--
Angie C. Hauserman	101	109	304	3	108	304	217	631	1	2	--	1	--	--
Michelle L. Limbach	bk179	31	530	3	181	530	212	623	--	3	--	--	--	1

Individual High Averages

Men	Avg	Name	Women	Avg	Name
	188.00	Nick Kidd		152.11	Dani Krotz
	181.84	John Krotz		142.69	Shelli Krotz
	173.08	Bryan Hodges		141.74	Ashley Hancock
	171.27	Justin Hodges		139.10	Kim Hodges
	170.27	Rich Hancock		138.06	Shannon Mitchell

Most Improved Average

Men	Score	Change	Name	Women	Score	Change	Name
	101	to 114.54 = +13.54	Brendon Head		127	to 133.52 = +6.52	Chris Stockton
	156	to 162.68 = +6.68	Richard Serr		147	to 152.11 = +5.11	Dani Krotz
	122	to 127.89 = +5.89	Jeff Snodgrass		136	to 138.06 = +2.06	Shannon Mitchell
	176	to 181.84 = +5.84	John Krotz		131	to 132.79 = +1.79	Trish Hancock
	168	to 173.08 = +5.08	Bryan Hodges		111	to 112.38 = +1.38	Jessica Walker

Most Un-Improved Averages

Men	Score	Change	Name	Women	Score	Change	Name
	171	to 160.97 = -10.03	Craig Schutt		146	to 141.74 = -4.26	Ashley Hancock
	78	to 77.38 = -0.62	Tyler Krotz		142	to 139.10 = -2.90	Kim Hodges
	171	to 171.27 = +0.27	Justin Hodges		144	to 142.69 = -1.31	Shelli Krotz
	130	to 131.23 = +1.23	Keith Koupal		111	to 112.38 = +1.38	Jessica Walker
	186	to 188.00 = +2.00	Nick Kidd		131	to 132.79 = +1.79	Trish Hancock

# Town & Country 2024-25

## Big Apple Fun Center

### Reprint of Scores -- Week 22

#### Lane 3 5 - Pin Busters Week 22 2/9/2025

Name	Old	Old	-1-	-2-	-3-	Total	HDCP
	Avg	HDCP					Total
Jessica F. Walker	111	99	99	120	147	366	663
Jeff D. Snodgrass	127	83	114	114	173	401	650
Craig A. Schutt	161	49	166	174	131	471	618
Brendon Head	61	149	82	65	48	195	642
			====	====	====	====	====
Scratch Total			461	473	499	1433	1433
Handicap			380	380	380		1140
Total			841	853	879	1433	2573
Team Points Won			0.0	1.0	1.0	3.0	3.0

#### Lane 4 6 - Cruizers Week 22 2/9/2025

Name	Old	Old	-1-	-2-	-3-	Total	HDCP
	Avg	HDCP					Total
Trish R. Hancock	133	77	140	115	125	380	611
Shelli Krotz	142	68	169	121	125	415	619
Rich Hancock	170	40	160	183	155	498	618
John L. Krotz	181	29	191	172	178	541	628
			====	====	====	====	====
Scratch Total			660	591	583	1834	1834
Handicap			214	214	214		642
Total			874	805	797	1834	2476
Team Points Won			1.0	0.0	0.0	1.0	1.0

#### Lane 5 1 - Kidds Korner Week 22 2/9/2025

Name	Old	Old	-1-	-2-	-3-	Total	HDCP
	Avg	HDCP					Total
Keith D. Koupal	131	79	143	110	136	389	626
Kim L. Hodges	138	72	141	147	160	448	664
Bryan L. Hodges	173	37	171	167	142	480	591
Nick Kidd	188	22	a178	a178	a178	534	600
			====	====	====	====	====
Scratch Total			633	602	616	1851	1851
Handicap			210	210	210		630
Total			843	812	826	1851	2481
Team Points Won			0.0	0.0	0.0	0.0	0.0

#### Lane 6 2 - Breeze Transport Week 22 2/9/2025

Name	Old	Old	-1-	-2-	-3-	Total	HDCP
	Avg	HDCP					Total
Chris M. Stockton	133	77	101	133	174	408	639
John A. Cornett	141	69	180	159	148	487	694
James M. Crown	156	54	192	139	148	479	641
Nick J. Stockton	167	43	167	170	211	548	677
			====	====	====	====	====
Scratch Total			640	601	681	1922	1922
Handicap			243	243	243		729
Total			883	844	924	1922	2651
Team Points Won			1.0	1.0	1.0	4.0	4.0

#### Lane 7 3 - We Attempt Week 22 2/9/2025

Name	Old	Old	-1-	-2-	-3-	Total	HDCP
	Avg	HDCP					Total
Ashley K. Hancock	141	69	180	101	156	437	644
Dani Krotz	150	60	192	181	169	542	722
Tyler J. Krotz	77	133	61	83	71	215	614
Richard M. Serr	163	47	159	151	157	467	608
			====	====	====	====	====
Scratch Total			592	516	553	1661	1661
Handicap			309	309	309		927
Total			901	825	862	1661	2588
Team Points Won			1.0	1.0	1.0	4.0	4.0

#### Lane 8 4 - Bye Team Week 22 2/9/2025

Name	Old	Old	-1-	-2-	-3-	Total	HDCP
	Avg	HDCP					Total
No one bowled							

# Town & Country 2024-25

## Big Apple Fun Center

\* Bowlers listed must have a minimum of 1 games.

### Change in Average

Name	-----Old-----		Old					---Average Change---			Weekly Over Avg
	Pins	Games	Avg	-1-	-2-	-3-	Total	New - Old	---> +/-	Series Avg +/-	
Janet E. Anderson	1134	9	126				0	126.00 - 126.00	= 0.00		
John A. Cornett	2976	21	141	180	159	148	487	144.29 - 141.71	= 2.58	487 - 423=64	
James M. Crown	9888	63	156	192	139	148	479	157.08 - 156.95	= 0.12	479 - 468=11	
Ashley K. Hancock	8918	63	141	180	101	156	437	141.74 - 141.56	= 0.19	437 - 423=14	
Kira L. Hancock	2300	18	127				0	127.78 - 127.78	= 0.00		
Rich Hancock	7164	42	170	160	183	155	498	170.27 - 170.57	= -0.30	498 - 510=-12	
Trish R. Hancock	7189	54	133	140	115	125	380	132.79 - 133.13	= -0.34	380 - 399=-19	
Angie C. Hauserman	304	3	101				0	101.33 - 101.33	= 0.00		
Brendon Head	6185	54	114				0	114.54 - 114.54	= 0.00		
Brendon Head	371	6	61	82	65	48	195	62.89 - 61.83	= 1.06	195 - 183=12	
David D. Hibberd	520	3	bk180				0	173.33 - 173.33	= 0.00		
Bryan L. Hodges	10424	60	173	171	167	142	480	173.08 - 173.73	= -0.65	480 - 519=-39	
Justin M. Hodges	5138	30	171				0	171.27 - 171.27	= 0.00		
Kim L. Hodges	7898	57	138	141	147	160	448	139.10 - 138.56	= 0.54	448 - 414=34	
Nick Kidd	10152	54	188	a178	a178	a178	534	188.00 - 188.00	= 0.00		
Keith D. Koupal	5910	45	131	143	110	136	389	131.23 - 131.33	= -0.10	389 - 393=-4	
Dani Krotz	8889	59	150	192	181	169	542	152.11 - 150.66	= 1.45	542 - 450=92	
John L. Krotz	10915	60	181	191	172	178	541	181.84 - 181.92	= -0.08	541 - 543=-2	
Shelli Krotz	8004	56	142	169	121	125	415	142.69 - 142.93	= -0.23	415 - 426=-11	
Tyler J. Krotz	4892	63	77	61	83	71	215	77.38 - 77.65	= -0.27	215 - 231=-16	
Michelle L. Limbach	530	3	bk179				0	176.67 - 176.67	= 0.00		
Shannon L. Mitchell	6627	48	138				0	138.06 - 138.06	= 0.00		
Craig A. Schutt	10153	63	161	166	174	131	471	160.97 - 161.16	= -0.19	471 - 483=-12	
Richard M. Serr	9294	57	163	159	151	157	467	162.68 - 163.05	= -0.37	467 - 489=-22	
Jeff D. Snodgrass	8040	63	127	114	114	173	401	127.89 - 127.62	= 0.27	401 - 381=20	
Chris M. Stockton	8004	60	133	101	133	174	408	133.52 - 133.40	= 0.12	408 - 399=9	
Nick J. Stockton	10031	60	167	167	170	211	548	167.92 - 167.18	= 0.74	548 - 501=47	
Jessica F. Walker	6377	57	111	99	120	147	366	112.38 - 111.88	= 0.51	366 - 333=33	

# Town & Country 2024-25

## Big Apple Fun Center

\* Bowlers listed must have a minimum of 1 games.

### High Average Listing

	<u>Name</u>	<u>True Average</u>	<u>Pins</u>	<u>Gms</u>	<u>To Raise Avg +1</u>	<u>To Drop Avg -1</u>
1	Nick Kidd	188.00	10152	54	621	563
2	John L. Krotz	181.84	11456	63	556	489
3	Michelle L. Limbach	176.67	530	3	532	525
4	David D. Hibberd	173.33	520	3	524	517
5	Bryan L. Hodges	173.08	10904	63	580	513
6	Justin M. Hodges	171.27	5138	30	538	504
7	Rich Hancock	170.27	7662	45	546	497
8	Nick J. Stockton	167.92	10579	63	509	442
9	Richard M. Serr	162.68	9761	60	508	444
10	Craig A. Schutt	160.97	10624	66	485	415
11	James M. Crown	157.08	10367	66	535	465
12	Dani Krotz	152.11	9431	62	514	448
13	John A. Cornett	144.29	3463	24	452	424
14	Shelli Krotz	142.69	8419	59	447	384
15	Ashley K. Hancock	141.74	9355	66	443	373
16	Kim L. Hodges	139.10	8346	60	474	410
17	Shannon L. Mitchell	138.06	6627	48	462	410
18	Chris M. Stockton	133.52	8412	63	432	365
19	Trish R. Hancock	132.79	7569	57	411	350
20	Keith D. Koupal	131.23	6299	48	433	381
21	Jeff D. Snodgrass	127.89	8441	66	391	321
22	Kira L. Hancock	127.78	2300	18	388	366
23	Janet E. Anderson	126.00	1134	9	390	377
24	Brendon Head	114.54	6185	54	370	312
25	Jessica F. Walker	112.38	6743	60	376	312
26	Angie C. Hauserman	101.33	304	3	308	301
27	Tyler J. Krotz	77.38	5107	66	275	205
28	Brendon Head	62.89	566	9	190	177

# Town & Country 2024-25

## Big Apple Fun Center

\* Bowlers listed must have a minimum of 22 games.

Note: This report includes information through February 9 which is Week 22 of 31

### Most Improved Averages

Name	True		Most Improved		Name	True		Most Improved	
	Average	Gms	Avg	+/-		Average	Gms	Avg	+/-
Brendon Head	114.54	54	101	+13.54	Shannon L. Mitchell	138.06	48	136	+2.06
Richard M. Serr	162.68	60	156	+6.68	Nick Kidd	188.00	54	186	+2.00
Chris M. Stockton	133.52	63	127	+6.52	Trish R. Hancock	132.79	57	131	+1.79
Jeff D. Snodgrass	127.89	66	122	+5.89	Jessica F. Walker	112.38	60	111	+1.38
John L. Krotz	181.84	63	176	+5.84	Keith D. Koupal	131.23	48	130	+1.23
Dani Krotz	152.11	62	147	+5.11	Justin M. Hodges	171.27	30	171	+0.27
Bryan L. Hodges	173.08	63	168	+5.08	Tyler J. Krotz	77.38	66	78	-0.62
John A. Cornett	144.29	24	141	+3.29	Shellie Krotz	142.69	59	144	-1.31
James M. Crown	157.08	66	154	+3.08	Kim L. Hodges	139.10	60	142	-2.90
Nick J. Stockton	167.92	63	165	+2.92	Ashley K. Hancock	141.74	66	146	-4.26
Rich Hancock	170.27	45	168	+2.27	Craig A. Schutt	160.97	66	171	-10.03

# Town & Country 2024-25

## Big Apple Fun Center

\* Bowlers listed must have a minimum of 1 games.

### Most Pins Over Average

Name	-----Old-----		Old				Total	---Average Change---			Weekly Over Avg	
	Pins	Games	Avg	-1-	-2-	-3-		New - Old	---> +/-	Series Avg +/-		
Dani Krotz	8889	59	150	192	181	169	542	152.11	- 150.66	= 1.45	542 - 450=92	
John A. Cornett	2976	21	141	180	159	148	487	144.29	- 141.71	= 2.58	487 - 423=64	
Nick J. Stockton	10031	60	167	167	170	211	548	167.92	- 167.18	= 0.74	548 - 501=47	
Kim L. Hodges	7898	57	138	141	147	160	448	139.10	- 138.56	= 0.54	448 - 414=34	
Jessica F. Walker	6377	57	111	99	120	147	366	112.38	- 111.88	= 0.51	366 - 333=33	
Jeff D. Snodgrass	8040	63	127	114	114	173	401	127.89	- 127.62	= 0.27	401 - 381=20	
Ashley K. Hancock	8918	63	141	180	101	156	437	141.74	- 141.56	= 0.19	437 - 423=14	
Brendon Head	371	6	61	82	65	48	195	62.89	- 61.83	= 1.06	195 - 183=12	
James M. Crown	9888	63	156	192	139	148	479	157.08	- 156.95	= 0.12	479 - 468=11	
Chris M. Stockton	8004	60	133	101	133	174	408	133.52	- 133.40	= 0.12	408 - 399=9	
John L. Krotz	10915	60	181	191	172	178	541	181.84	- 181.92	= -0.08	541 - 543=-2	
Keith D. Koupal	5910	45	131	143	110	136	389	131.23	- 131.33	= -0.10	389 - 393=-4	
Shelli Krotz	8004	56	142	169	121	125	415	142.69	- 142.93	= -0.23	415 - 426=-11	
Rich Hancock	7164	42	170	160	183	155	498	170.27	- 170.57	= -0.30	498 - 510=-12	
Craig A. Schutt	10153	63	161	166	174	131	471	160.97	- 161.16	= -0.19	471 - 483=-12	
Tyler J. Krotz	4892	63	77	61	83	71	215	77.38	- 77.65	= -0.27	215 - 231=-16	
Trish R. Hancock	7189	54	133	140	115	125	380	132.79	- 133.13	= -0.34	380 - 399=-19	
Richard M. Serr	9294	57	163	159	151	157	467	162.68	- 163.05	= -0.37	467 - 489=-22	
Bryan L. Hodges	10424	60	173	171	167	142	480	173.08	- 173.73	= -0.65	480 - 519=-39	



# Town & Country 2024-25

## Big Apple Fun Center

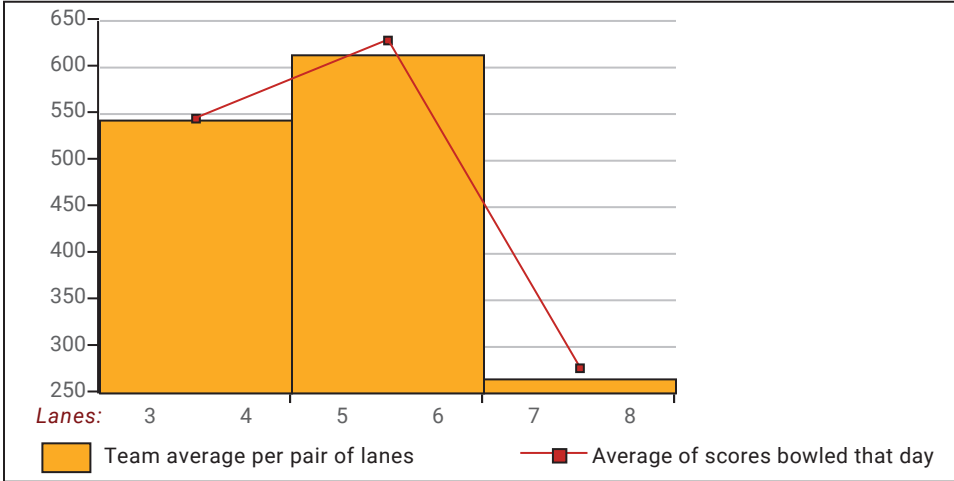
This report is for scores bowled February 9 which is Week 22 of 31

### This Week's Statistics

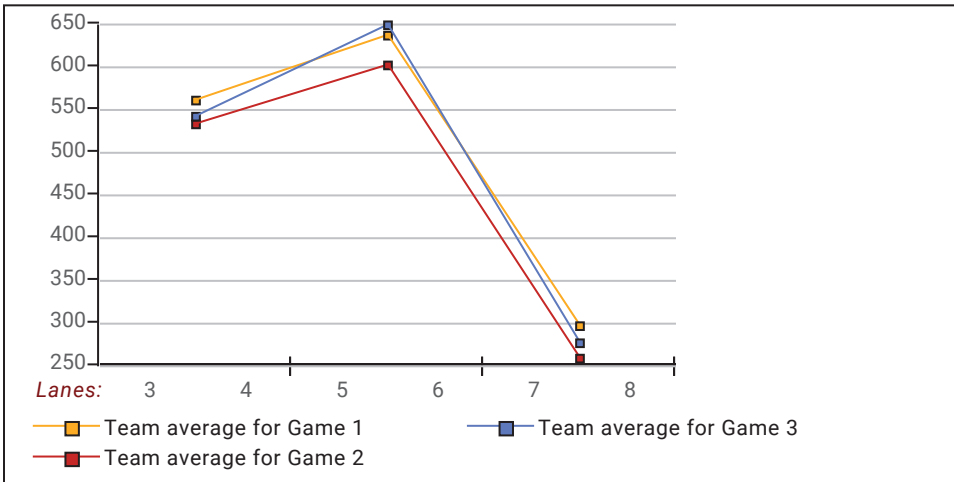
	Over All	Men	Women
How many people bowled	19	12	7
Number of games bowled	57	36	21
Actual average of week's scores	143.28	143.64	142.67
How many games above average	29	16	13
How many games below average	26	19	7
Pins above/below average per game	3.49	1.31	7.24
How many people raised average	10	5	5
by this amount	0.76	0.95	0.56
How many people went down	9	7	2
by this amount	-0.28	-0.28	-0.29
League average before bowling	140.36	142.89	136.02
League average after bowling	140.62	143.13	136.34
Change in league average	0.26	0.23	0.32
800s	--	--	--
775s	--	--	--
750s	--	--	--
725s	--	--	--
700s	--	--	--
675s	--	--	--
650s	--	--	--
625s	--	--	--
600s	--	--	--
575s	--	--	--
550s	--	--	--
525s	3	2	1
500s	--	--	--
475s	4	4	--
450s	2	2	--
425s	2	--	2
400s	3	1	2
below 400	5	3	2
300s	--	--	--
275s	--	--	--
250s	--	--	--
225s	--	--	--
200s	1	1	--
175s	8	5	3
150s	19	14	5
125s	14	7	7
100s	8	3	5
below 100	7	6	1

This report is for scores bowled February 9 which is Week 22 of 31

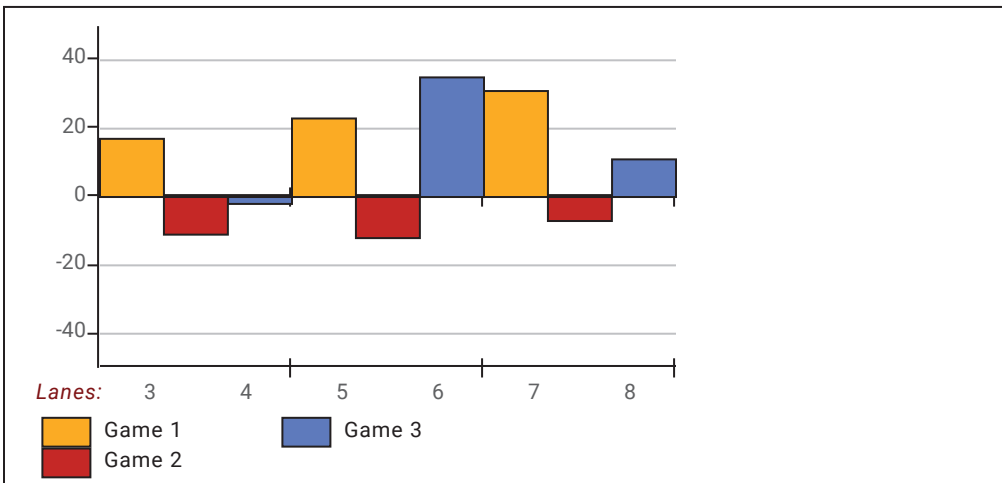
**Team Average vs Avg of Scores**



**Average of Scores for Each Game**

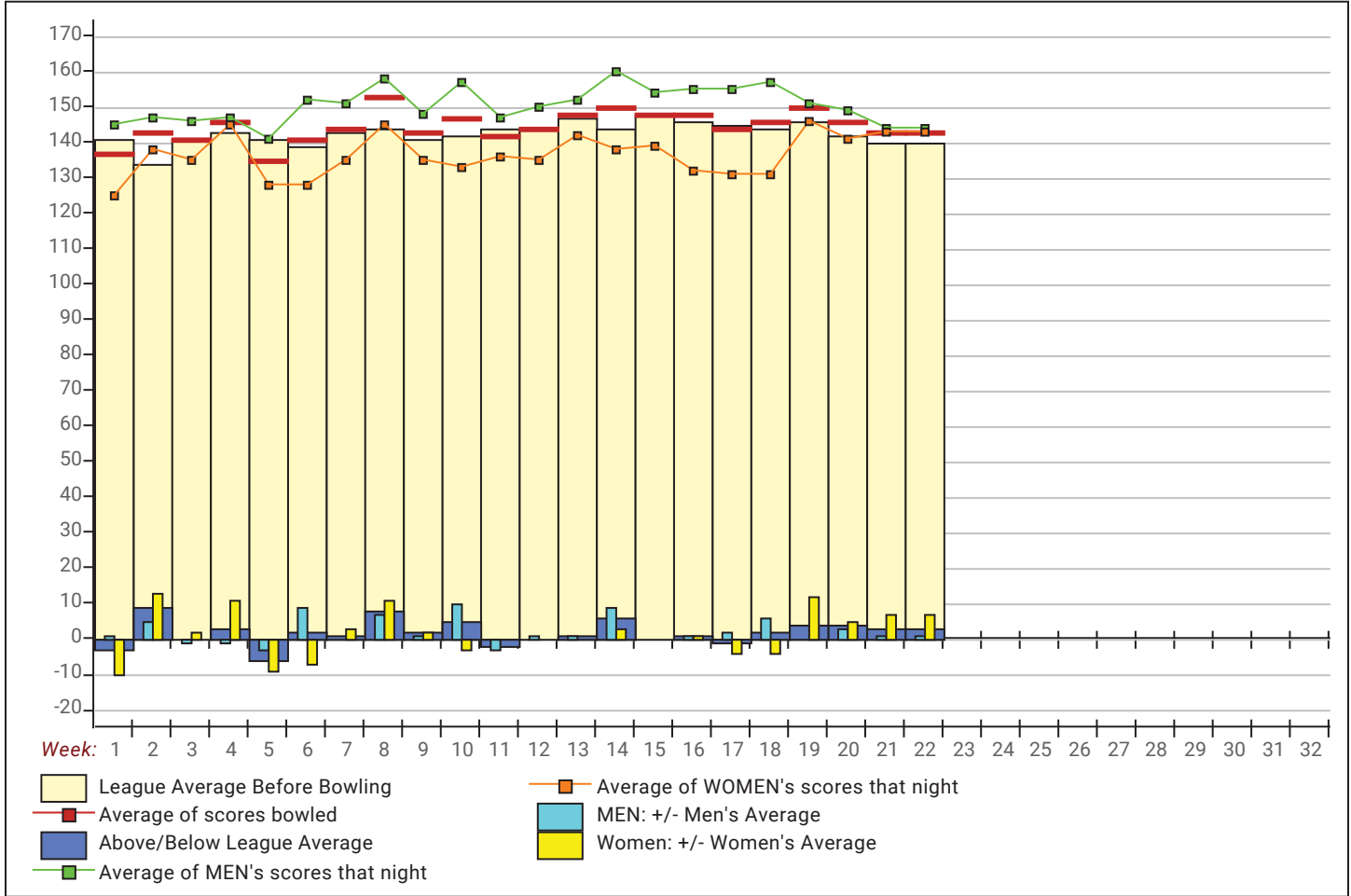


**Amount Over/Under Team Average**



This report is for scores bowled February 9 which is Week 22 of 31

**League Average Week-by-Week**



**League Average Statistics for Last Week**

	League	Right Hand	Left Hand	Men (Lft+Rt)	Women (Lft+Rt)
League Average Before Bowling	140.36	144.72	61.83	142.89	136.02
Average of scores bowled that night	143.28	147.63	65.00	143.64	142.67
New League Average After Bowling	140.62	144.94	62.89	143.13	136.34
Change in League Average	.26	.22	1.06	.23	.32
People Who Bowled Over Average	10	9	1	5	5
People Who Bowled Under Average	9	9		7	2
Average Amount of Series Over Avg	33.60	36.00	12.00	30.80	36.40
Average Amount of Series Under Avg	-15.22	-15.22		-15.29	-15.00
Difference Avg, NiteAvg	3.49	3.46	4.00	1.31	7.24
Number of Bowlers	19	18	1	12	7
Number of Games Bowled	57	54	3	36	21
People Who Raised Their Average	10	9	1	5	5
Raised By an Average of This Amount	.76	.72	1.06	.95	.56
People Who Lowered Their Average	9	9		7	2
Lowered By an Average of This Amou	-.28	-.28		-.28	-.29
Number of Games Bowled Over Avera	29	27	2	16	13
Number of Games Bowled Under Avera	26	25	1	19	7

Note: Averages are based only on people who bowled.

# Press Release -- 2/22/2025

2/9/2025 Week 22 of 31

## Town & Country 2024-25

Sunday 6:30 pm

Big Apple Fun Center

Lanes 3 - 8

### Team Standings

Place	Team Name	Avg p/gm	Points Won	Points Lost	Year-To-Date WON	Y-T-D LOST
1	We Attempt	531	24	4	56	32
2	Breeze Transport	597	18	10	54	34
3	Cruizers	615	14	14	46	42
4	Pin Busters	507	13	15	48	40
5	Kidds Korner	638	13	15	52	36
6	Bye Team		2	26	8	80

\*\*\* Although not shown, standings are determined by points only for the current split

### Last Week's Top Scores

	Scratch Game	Scratch Series	Handicap Game	Handicap Series
<b>Men</b>	211 Nick Stockton	548 Nick Stockton	256 Jeff Snodgrass	694 John Cornett
	192 James Crown	541 John Krotz	254 Nick Stockton	677 Nick Stockton
	191 John Krotz	498 Rich Hancock	249 John Cornett	650 Jeff Snodgrass
	183 Rich Hancock	487 John Cornett	246 James Crown	642 Brendon Head
	180 John Cornett	480 Bryan Hodges	231 Brendon Head	641 James Crown
	174 Craig Schutt	479 James Crown	223 Rich Hancock	628 John Krotz
	173 Jeff Snodgrass	471 Craig Schutt	223 Craig Schutt	626 Keith Koupal
	171 Bryan Hodges	467 Richard Serr	222 Keith Koupal	618 Rich Hancock
	159 Richard Serr	401 Jeff Snodgrass	220 John Krotz	618 Craig Schutt
	143 Keith Koupal	389 Keith Koupal	216 Tyler Krotz	614 Tyler Krotz
<b>Women</b>	192 Dani Krotz	542 Dani Krotz	252 Dani Krotz	722 Dani Krotz
	180 Ashley Hancock	448 Kim Hodges	251 Chris Stockton	664 Kim Hodges
	174 Chris Stockton	437 Ashley Hancock	249 Ashley Hancock	663 Jessica Walker
	169 Shelli Krotz	415 Shelli Krotz	246 Jessica Walker	644 Ashley Hancock
	160 Kim Hodges	408 Chris Stockton	237 Shelli Krotz	639 Chris Stockton
	147 Jessica Walker	380 Trish Hancock	232 Kim Hodges	619 Shelli Krotz
	140 Trish Hancock	366 Jessica Walker	217 Trish Hancock	611 Trish Hancock