

Town & Country 2024-25

Sunday 6:30 pm

Big Apple Fun Center

Lanes 3 - 8

President: John Krotz (308)440-9799

Vice President: Richard Serr (308)440-0152

Secretary/Treasurer: Trish Hancock (308)440-6787

Team Standings

Place	#	Team Name	Points Won	Points Lost	%Won	Pins + HDCP	Scratch Pins	Avg p/gm	High Game	High Sers	HDCP Game	HDCP Sers
1	3	We Attempt	20	4	83.3	53151	33411	530	648	1721	962	2660
2	2	Breeze Transport	14	10	58.3	53639	37526	595	736	1969	1002	2701
3	1	Kidds Korner	13	11	54.2	53502	40287	639	749	2143	928	2680
4	6	Cruizers	13	11	54.2	53208	38790	615	710	1996	981	2734
5	5	Pin Busters	10	14	41.7	53462	32051	508	619	1656	955	2649
6	4	Bye Team	2	22		0	0		0	0	0	0

Review of Last Week's Bowling.....

Lanes	Team Name	HDCP -1-	HDCP -2-	HDCP -3-	HDCP Total	Last Wk WON	Team Name	HDCP -1-	HDCP -2-	HDCP -3-	HDCP Total	Last Wk WON
3-4	Kidds Korner	842	831	897	2570	2	<---> We Attempt	884	863	786	2533	2
5-6	Cruizers	830	845	845	2520	4	<---> Bye Team	0	0	0	0	0
7-8	Pin Busters	805	826	838	2469	1	<---> Breeze Transport	857	806	889	2552	3

Lane Assignments

	3-4	5-6	7-8
Wk22 02/09	5- 6	1- 2	3- 4
Wk23 02/16	2- 3	5- 4	1- 6
Wk24 02/23	6- 4	3- 1	2- 5

Last Week's Top Scores

	Team Scratch Game	Team Scratch Series	Team Handicap Game	Team Handicap Series
	686 Kidds Korner	1937 Kidds Korner	897 Kidds Korner	2570 Kidds Korner
	646 Breeze Transport	1884 Cruizers	889 Breeze Transport	2552 Breeze Transport
	633 Cruizers	1823 Breeze Transport	884 We Attempt	2533 We Attempt
	574 We Attempt	1603 We Attempt	845 Cruizers	2520 Cruizers
	465 Pin Busters	1350 Pin Busters	838 Pin Busters	2469 Pin Busters
Men	Scratch Game	Scratch Series	Handicap Game	Handicap Series
	236 John Krotz	581 Nick Kidd	271 Richard Serr	666 Nick Stockton
	223 Richard Serr	541 John Krotz	264 John Krotz	654 Rich Hancock
	208 Nick Kidd	534 Nick Stockton	250 Nick Stockton	650 Richard Serr
	206 Nick Stockton	534 Rich Hancock	232 Jeff Snodgrass	650 Jeff Snodgrass
	181 Bryan Hodges	506 Richard Serr	231 Nick Kidd	650 Nick Kidd
	179 Rich Hancock	481 Bryan Hodges	219 Rich Hancock	625 John Krotz
	164 James Crown	445 James Crown	217 Tyler Krotz	620 Keith Koupal
	160 Craig Schutt	432 Craig Schutt	217 James Crown	612 Tyler Krotz
	149 Jeff Snodgrass	408 John Cornett	217 Bryan Hodges	612 John Cornett
	148 John Cornett	401 Jeff Snodgrass	216 Keith Koupal	604 James Crown
			216 John Cornett	
Women				
	185 Kim Hodges	505 Dani Krotz	258 Kim Hodges	711 Kim Hodges
	179 Dani Krotz	492 Kim Hodges	240 Dani Krotz	688 Dani Krotz
	171 Ashley Hancock	436 Chris Stockton	239 Ashley Hancock	670 Chris Stockton
	159 Shelli Krotz	409 Shelli Krotz	232 Trish Hancock	645 Jessica Walker
	155 Trish Hancock	400 Trish Hancock	227 Chris Stockton	631 Trish Hancock
	149 Chris Stockton	379 Ashley Hancock	226 Shelli Krotz	610 Shelli Krotz
	121 Jessica Walker	348 Jessica Walker	220 Jessica Walker	583 Ashley Hancock

Season High Scores

Team Scratch Game		Team Scratch Series		Team Handicap Game		Team Handicap Series	
749	Kidds Korner	2143	Kidds Korner	1002	Breeze Transport	2734	Cruizers
736	Breeze Transport	1996	Cruizers	981	Cruizers	2701	Breeze Transport
710	Cruizers	1969	Breeze Transport	962	We Attempt	2680	Kidds Korner
648	We Attempt	1721	We Attempt	955	Pin Busters	2660	We Attempt
619	Pin Busters	1656	Pin Busters	928	Kidds Korner	2649	Pin Busters

	Scratch Game	Scratch Series	Handicap Game	Handicap Series
Men	279 John Krotz	661 John Krotz	313 John Krotz	781 Brendon Head
	254 Nick Kidd	652 Nick Kidd	300 Brendon Head	781 Bryan Hodges
	233 Nick Stockton	631 Bryan Hodges	283 Jeff Snodgrass	763 John Krotz
	232 Rich Hancock	608 Nick Stockton	280 Rich Hancock	751 Rich Hancock
	224 Bryan Hodges	607 Rich Hancock	279 Nick Stockton	748 Nick Kidd
	223 Richard Serr	571 Craig Schutt	277 Nick Kidd	746 Nick Stockton
	217 Justin Hodges	558 Justin Hodges	274 Bryan Hodges	731 Jeff Snodgrass
	217 Craig Schutt	542 Richard Serr	271 Richard Serr	714 Craig Schutt
	204 James Crown	535 James Crown	267 Craig Schutt	711 James Crown
	198 David Hibberd	520 David Hibberd	265 Justin Hodges	695 Richard Serr
				695 John Cornett
Women	225 Kim Hodges	536 Dani Krotz	298 Kim Hodges	740 Kim Hodges
	213 Dani Krotz	532 Ashley Hancock	291 Shannon Mitchell	737 Shannon Mitchell
	212 Shannon Mitchell	530 Michelle Limbach	283 Shelli Krotz	736 Chris Stockton
	207 Shelli Krotz	521 Kim Hodges	280 Dani Krotz	722 Dani Krotz
	207 Ashley Hancock	500 Shannon Mitchell	272 Chris Stockton	718 Ashley Hancock
	192 Chris Stockton	496 Chris Stockton	269 Ashley Hancock	698 Jessica Walker
	181 Michelle Limbach	480 Shelli Krotz	264 Jessica Walker	690 Shelli Krotz
	178 Trish Hancock	438 Trish Hancock	256 Trish Hancock	675 Trish Hancock
	169 Kira Hancock	409 Kira Hancock	253 Kira Hancock	661 Kira Hancock
	164 Jessica Walker	404 Janet Anderson	248 Janet Anderson	653 Janet Anderson

Team Rosters

1 - Kidds Korner

Name	Avg	HDCP	Pins	Gms	High Game	High Sers	HDCP Game	HDCP Sers	0's	100's	200's	0's	400's	500's
Kim L. Hodges	138	72	7898	57	225	521	298	740	--	56	1	9	9	1
Bryan L. Hodges	173	37	10424	60	224	631	274	781	--	48	12	--	6	14
Justin M. Hodges	171	39	5138	30	217	558	265	690	--	27	3	--	2	8
Keith D. Koupal	131	79	5910	45	167	453	247	693	--	45	--	8	7	--
Nick Kidd	188	22	10152	54	254	652	277	748	--	35	19	--	1	17

2 - Breeze Transport

Name	Avg	HDCP	Pins	Gms	High Game	High Sers	HDCP Game	HDCP Sers	0's	100's	200's	0's	400's	500's
Chris M. Stockton	133	77	8004	60	192	496	272	736	1	59	--	10	10	--
Shannon L. Mitchell	138	72	6627	48	212	500	291	737	1	46	1	5	10	1
James M. Crown	156	54	9888	63	204	535	261	711	--	61	2	--	16	5
Nick J. Stockton	167	43	10031	60	233	608	279	746	--	52	8	--	11	9
John A. Cornett	141	69	2976	21	174	465	251	695	--	21	--	2	5	--

3 - We Attempt

Name	Avg	HDCP	Pins	Gms	High Game	High Sers	HDCP Game	HDCP Sers	0's	100's	200's	0's	400's	500's
Ashley K. Hancock	141	69	8918	63	207	532	269	718	3	59	1	8	12	1
Dani Krotz	150	60	8889	59	213	536	280	722	--	58	1	3	11	5
Tyler J. Krotz	77	133	4892	63	123	277	256	676	60	3	--	21	--	--
Richard M. Serr	163	47	9294	57	223	542	271	695	--	55	2	--	10	9

4 - Bye Team

5 - Pin Busters

Name	Avg	HDCP	Pins	Gms	High Game	High Sers	HDCP Game	HDCP Sers	0's	100's	200's	0's	400's	500's
Jessica F. Walker	111	99	6377	57	164	401	264	698	15	42	--	18	1	--
Jeff D. Snodgrass	127	83	8040	63	191	455	283	731	4	59	--	13	8	--
Craig A. Schutt	161	49	10153	63	217	571	267	714	--	59	4	--	13	8
Brendon Head	61	149	371	6	80	202	223	631	6	--	--	2	--	--

6 - Cruizers

Name	Avg	HDCP	Pins	Gms	High Game	High Sers	HDCP Game	HDCP Sers	0's	100's	200's	0's	400's	500's
Trish R. Hancock	133	77	7189	54	178	438	256	675	3	51	--	8	10	--
Shelli Krotz	142	68	8004	56	207	480	283	690	1	54	1	2	16	--
Rich Hancock	170	40	7164	42	232	607	280	751	--	37	5	1	3	10
John L. Krotz	181	29	10915	60	279	661	313	763	--	47	13	--	2	18

Temporary Substitutes

 Men

Name	Avg	HDCP	Pins	Gms	High Game	High Sers	HDCP Game	HDCP Sers	0's	100's	200's	0's	400's	500's
Brendon Head	114	96	6185	54	197	472	300	781	16	38	--	17	1	--
David D. Hibberd	bk180	30	520	3	198	520	228	610	--	3	--	--	--	1

 Women

Name	Avg	HDCP	Pins	Gms	High Game	High Sers	HDCP Game	HDCP Sers	0's	100's	200's	0's	400's	500's
Janet E. Anderson	126	84	1134	9	161	404	248	653	1	8	--	2	1	--
Kira L. Hancock	127	83	2300	18	169	409	253	661	--	18	--	5	1	--
Angie C. Hauserman	101	109	304	3	108	304	217	631	1	2	--	1	--	--
Michelle L. Limbach	bk179	31	530	3	181	530	212	623	--	3	--	--	--	1

Individual High Averages

Men	Avg	Name	Women	Avg	Name
	188.00	Nick Kidd		150.66	Dani Krotz
	181.92	John Krotz		142.93	Shelli Krotz
	173.73	Bryan Hodges		141.56	Ashley Hancock
	171.27	Justin Hodges		138.56	Kim Hodges
	170.57	Rich Hancock		138.06	Shannon Mitchell

Most Improved Average

Men	Score	Change	Name	Women	Score	Change	Name
	101	to 114.54 = +13.54	Brendon Head		127	to 133.40 = +6.40	Chris Stockton
	156	to 163.05 = +7.05	Richard Serr		147	to 150.66 = +3.66	Dani Krotz
	176	to 181.92 = +5.92	John Krotz		131	to 133.13 = +2.13	Trish Hancock
	168	to 173.73 = +5.73	Bryan Hodges		136	to 138.06 = +2.06	Shannon Mitchell
	122	to 127.62 = +5.62	Jeff Snodgrass		111	to 111.88 = +0.88	Jessica Walker

Most Un-Improved Averages

Men	Score	Change	Name	Women	Score	Change	Name
	171	to 161.16 = -9.84	Craig Schutt		146	to 141.56 = -4.44	Ashley Hancock
	78	to 77.65 = -0.35	Tyler Krotz		142	to 138.56 = -3.44	Kim Hodges
	171	to 171.27 = +0.27	Justin Hodges		144	to 142.93 = -1.07	Shelli Krotz
	141	to 141.71 = +0.71	John Cornett		111	to 111.88 = +0.88	Jessica Walker
	130	to 131.33 = +1.33	Keith Koupal		136	to 138.06 = +2.06	Shannon Mitchell

Town & Country 2024-25

Big Apple Fun Center

Reprint of Scores -- Week 21

Lane 3 1 - Kidds Korner Week 21 2/2/2025

Name	Old	Old	-1-	-2-	-3-	Total	HDCP
	Avg	HDCP					Total
Kim L. Hodges	137	73	144	185	163	492	711
Bryan L. Hodges	174	36	151	149	181	481	589
Keith D. Koupal	131	79	128	118	137	383	620
Nick Kidd	187	23	208	168	205	581	650
			====	====	====	====	====
Scratch Total			631	620	686	1937	1937
Handicap			211	211	211		633
Total			842	831	897	1937	2570
Team Points Won			0.0	0.0	1.0	2.0	2.0

Lane 4 3 - We Attempt Week 21 2/2/2025

Name	Old	Old	-1-	-2-	-3-	Total	HDCP
	Avg	HDCP					Total
Ashley K. Hancock	142	68	114	171	94	379	583
Dani Krotz	149	61	179	166	160	505	688
Tyler J. Krotz	77	133	58	71	84	213	612
Richard M. Serr	162	48	223	145	138	506	650
			====	====	====	====	====
Scratch Total			574	553	476	1603	1603
Handicap			310	310	310		930
Total			884	863	786	1603	2533
Team Points Won			1.0	1.0	0.0	2.0	2.0

Lane 5 6 - Cruizers Week 21 2/2/2025

Name	Old	Old	-1-	-2-	-3-	Total	HDCP
	Avg	HDCP					Total
Trish R. Hancock	133	77	132	155	113	400	631
Shelli Krotz	143	67	144	159	106	409	610
Rich Hancock	170	40	179	177	178	534	654
John L. Krotz	182	28	163	142	236	541	625
			====	====	====	====	====
Scratch Total			618	633	633	1884	1884
Handicap			212	212	212		636
Total			830	845	845	1884	2520
Team Points Won			1.0	1.0	1.0	4.0	4.0

Lane 6 4 - Bye Team Week 21 2/2/2025

Name	Old	Old	-1-	-2-	-3-	Total	HDCP
	Avg	HDCP					Total
No one bowled							

Lane 7 5 - Pin Busters Week 21 2/2/2025

Name	Old	Old	-1-	-2-	-3-	Total	HDCP
	Avg	HDCP					Total
Jessica F. Walker	111	99	116	111	121	348	645
Jeff D. Snodgrass	127	83	121	131	149	401	650
Craig A. Schutt	162	48	160	149	123	432	576
Brendon Head	67	143	35	62	72	169	598
			====	====	====	====	====
Scratch Total			432	453	465	1350	1350
Handicap			373	373	373		1119
Total			805	826	838	1350	2469
Team Points Won			0.0	1.0	0.0	1.0	1.0

Lane 8 2 - Breeze Transport Week 21 2/2/2025

Name	Old	Old	-1-	-2-	-3-	Total	HDCP
	Avg	HDCP					Total
Chris M. Stockton	132	78	149	139	148	436	670
James M. Crown	157	53	157	124	164	445	604
Nick J. Stockton	166	44	176	152	206	534	666
John A. Cornett	142	68	132	148	128	408	612
			====	====	====	====	====
Scratch Total			614	563	646	1823	1823
Handicap			243	243	243		729
Total			857	806	889	1823	2552
Team Points Won			1.0	0.0	1.0	3.0	3.0

Town & Country 2024-25

Big Apple Fun Center

* Bowlers listed must have a minimum of 1 games.

Change in Average

Name	-----Old-----		Old					---Average Change---			Weekly Over Avg
	Pins	Games	Avg	-1-	-2-	-3-	Total	New	Old	---> +/-	Series Avg +/-
Janet E. Anderson	1134	9	126				0	126.00	- 126.00	= 0.00	
John A. Cornett	2568	18	142	132	148	128	408	141.71	- 142.67	= -0.95	408 - 426=-18
James M. Crown	9443	60	157	157	124	164	445	156.95	- 157.38	= -0.43	445 - 471=-26
Ashley K. Hancock	8539	60	142	114	171	94	379	141.56	- 142.32	= -0.76	379 - 426=-47
Kira L. Hancock	2300	18	127				0	127.78	- 127.78	= 0.00	
Rich Hancock	6630	39	170	179	177	178	534	170.57	- 170.00	= 0.57	534 - 510=24
Trish R. Hancock	6789	51	133	132	155	113	400	133.13	- 133.12	= 0.01	400 - 399=1
Angie C. Hauserman	304	3	101				0	101.33	- 101.33	= 0.00	
Brendon Head	6185	54	114				0	114.54	- 114.54	= 0.00	
Brendon Head	202	3	67	35	62	72	169	61.83	- 67.33	= -5.50	169 - 201=-32
David D. Hibberd	520	3	bk180				0	173.33	- 173.33	= 0.00	
Bryan L. Hodges	9943	57	174	151	149	181	481	173.73	- 174.44	= -0.71	481 - 522=-41
Justin M. Hodges	5138	30	171				0	171.27	- 171.27	= 0.00	
Kim L. Hodges	7406	54	137	144	185	163	492	138.56	- 137.15	= 1.41	492 - 411=81
Nick Kidd	9571	51	187	208	168	205	581	188.00	- 187.67	= 0.33	581 - 561=20
Keith D. Koupal	5527	42	131	128	118	137	383	131.33	- 131.60	= -0.26	383 - 393=-10
Dani Krotz	8384	56	149	179	166	160	505	150.66	- 149.71	= 0.95	505 - 447=58
John L. Krotz	10374	57	182	163	142	236	541	181.92	- 182.00	= -0.08	541 - 546=-5
Shelli Krotz	7595	53	143	144	159	106	409	142.93	- 143.30	= -0.37	409 - 429=-20
Tyler J. Krotz	4679	60	77	58	71	84	213	77.65	- 77.98	= -0.33	213 - 231=-18
Michelle L. Limbach	530	3	bk179				0	176.67	- 176.67	= 0.00	
Shannon L. Mitchell	6627	48	138				0	138.06	- 138.06	= 0.00	
Craig A. Schutt	9721	60	162	160	149	123	432	161.16	- 162.02	= -0.86	432 - 486=-54
Richard M. Serr	8788	54	162	223	145	138	506	163.05	- 162.74	= 0.31	506 - 486=20
Jeff D. Snodgrass	7639	60	127	121	131	149	401	127.62	- 127.32	= 0.30	401 - 381=20
Chris M. Stockton	7568	57	132	149	139	148	436	133.40	- 132.77	= 0.63	436 - 396=40
Nick J. Stockton	9497	57	166	176	152	206	534	167.18	- 166.61	= 0.57	534 - 498=36
Jessica F. Walker	6029	54	111	116	111	121	348	111.88	- 111.65	= 0.23	348 - 333=15

Town & Country 2024-25

Big Apple Fun Center

* Bowlers listed must have a minimum of 1 games.

High Average Listing

	<u>Name</u>	<u>True Average</u>	<u>Pins</u>	<u>Gms</u>	<u>To Raise Avg +1</u>	<u>To Drop Avg -1</u>
1	Nick Kidd	188.00	10152	54	621	563
2	John L. Krotz	181.92	10915	60	551	487
3	Michelle L. Limbach	176.67	530	3	532	525
4	Bryan L. Hodges	173.73	10424	60	538	474
5	David D. Hibberd	173.33	520	3	524	517
6	Justin M. Hodges	171.27	5138	30	538	504
7	Rich Hancock	170.57	7164	42	531	485
8	Nick J. Stockton	167.18	10031	60	553	489
9	Richard M. Serr	163.05	9294	57	546	485
10	Craig A. Schutt	161.16	10153	63	539	472
11	James M. Crown	156.95	9888	63	474	407
12	Dani Krotz	150.66	8889	59	473	410
13	Shelli Krotz	142.93	8004	56	433	373
14	John A. Cornett	141.71	2976	21	432	407
15	Ashley K. Hancock	141.56	8918	63	454	387
16	Kim L. Hodges	138.56	7898	57	442	381
17	Shannon L. Mitchell	138.06	6627	48	462	410
18	Chris M. Stockton	133.40	8004	60	438	374
19	Trish R. Hancock	133.13	7189	54	449	391
20	Keith D. Koupal	131.33	5910	45	426	377
21	Kira L. Hancock	127.78	2300	18	388	366
22	Jeff D. Snodgrass	127.62	8040	63	408	341
23	Janet E. Anderson	126.00	1134	9	390	377
24	Brendon Head	114.54	6185	54	370	312
25	Jessica F. Walker	111.88	6377	57	343	282
26	Angie C. Hauserman	101.33	304	3	308	301
27	Tyler J. Krotz	77.65	4892	63	256	189
28	Brendon Head	61.83	371	6	187	177

Town & Country 2024-25

Big Apple Fun Center

* Bowlers listed must have a minimum of 22 games.

Note: This report includes information through February 2 which is Week 21 of 31

Most Improved Averages

Name	True		Most Improved		Name	True		Most Improved	
	Average	Gms	Avg	+/-		Average	Gms	Avg	+/-
Brendon Head	114.54	54	101	+13.54	Shannon L. Mitchell	138.06	48	136	+2.06
Richard M. Serr	163.05	57	156	+7.05	Nick Kidd	188.00	54	186	+2.00
Chris M. Stockton	133.40	60	127	+6.40	Keith D. Koupal	131.33	45	130	+1.33
John L. Krotz	181.92	60	176	+5.92	Jessica F. Walker	111.88	57	111	+0.88
Bryan L. Hodges	173.73	60	168	+5.73	Justin M. Hodges	171.27	30	171	+0.27
Jeff D. Snodgrass	127.62	63	122	+5.62	Tyler J. Krotz	77.65	63	78	-0.35
Dani Krotz	150.66	59	147	+3.66	Shellie Krotz	142.93	56	144	-1.07
James M. Crown	156.95	63	154	+2.95	Kim L. Hodges	138.56	57	142	-3.44
Rich Hancock	170.57	42	168	+2.57	Ashley K. Hancock	141.56	63	146	-4.44
Nick J. Stockton	167.18	60	165	+2.18	Craig A. Schutt	161.16	63	171	-9.84
Trish R. Hancock	133.13	54	131	+2.13					

Town & Country 2024-25

Big Apple Fun Center

* Bowlers listed must have a minimum of 1 games.

Most Pins Over Average

Name	-----Old-----		Old				Total	---Average Change---			Weekly Over Avg
	Pins	Games	Avg	-1-	-2-	-3-		New - Old	---> +/-	Series Avg +/-	
Kim L. Hodges	7406	54	137	144	185	163	492	138.56	- 137.15	= 1.41	492 - 411=81
Dani Krotz	8384	56	149	179	166	160	505	150.66	- 149.71	= 0.95	505 - 447=58
Chris M. Stockton	7568	57	132	149	139	148	436	133.40	- 132.77	= 0.63	436 - 396=40
Nick J. Stockton	9497	57	166	176	152	206	534	167.18	- 166.61	= 0.57	534 - 498=36
Rich Hancock	6630	39	170	179	177	178	534	170.57	- 170.00	= 0.57	534 - 510=24
Richard M. Serr	8788	54	162	223	145	138	506	163.05	- 162.74	= 0.31	506 - 486=20
Jeff D. Snodgrass	7639	60	127	121	131	149	401	127.62	- 127.32	= 0.30	401 - 381=20
Nick Kidd	9571	51	187	208	168	205	581	188.00	- 187.67	= 0.33	581 - 561=20
Jessica F. Walker	6029	54	111	116	111	121	348	111.88	- 111.65	= 0.23	348 - 333=15
Trish R. Hancock	6789	51	133	132	155	113	400	133.13	- 133.12	= 0.01	400 - 399=1
John L. Krotz	10374	57	182	163	142	236	541	181.92	- 182.00	= -0.08	541 - 546=-5
Keith D. Koupal	5527	42	131	128	118	137	383	131.33	- 131.60	= -0.26	383 - 393=-10
Tyler J. Krotz	4679	60	77	58	71	84	213	77.65	- 77.98	= -0.33	213 - 231=-18
John A. Cornett	2568	18	142	132	148	128	408	141.71	- 142.67	= -0.95	408 - 426=-18
Shelli Krotz	7595	53	143	144	159	106	409	142.93	- 143.30	= -0.37	409 - 429=-20
James M. Crown	9443	60	157	157	124	164	445	156.95	- 157.38	= -0.43	445 - 471=-26
Brendon Head	202	3	67	35	62	72	169	61.83	- 67.33	= -5.50	169 - 201=-32
Bryan L. Hodges	9943	57	174	151	149	181	481	173.73	- 174.44	= -0.71	481 - 522=-41
Ashley K. Hancock	8539	60	142	114	171	94	379	141.56	- 142.32	= -0.76	379 - 426=-47
Craig A. Schutt	9721	60	162	160	149	123	432	161.16	- 162.02	= -0.86	432 - 486=-54

Town & Country 2024-25

Big Apple Fun Center

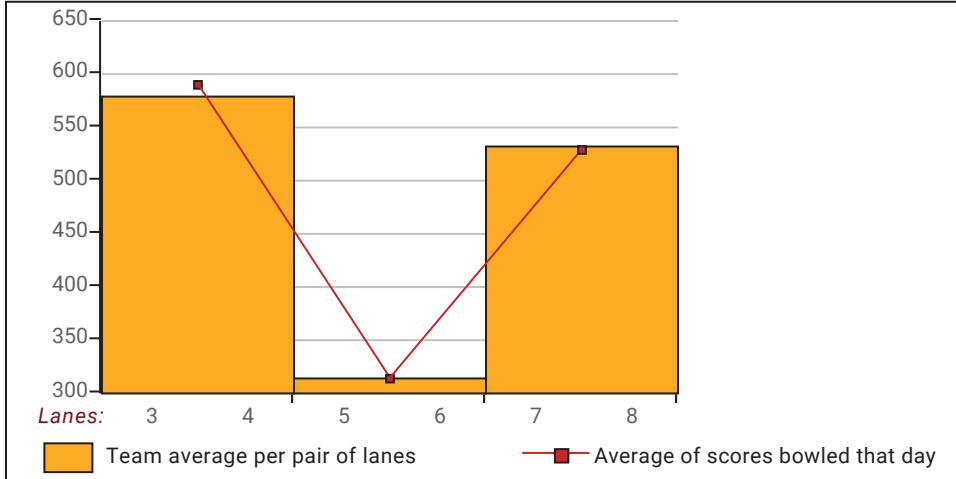
This report is for scores bowled February 2 which is Week 21 of 31

This Week's Statistics

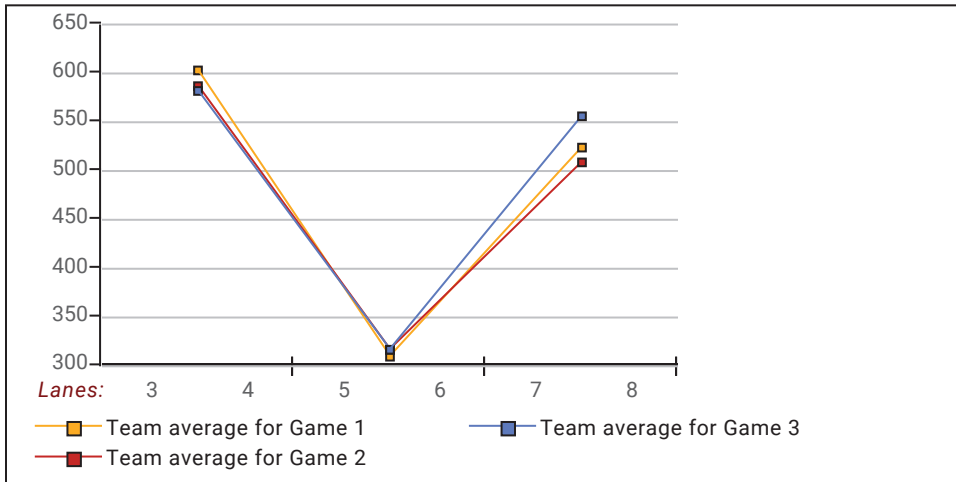
	Over All	Men	Women
How many people bowled	20	13	7
Number of games bowled	60	39	21
Actual average of week's scores	143.28	144.31	141.38
How many games above average	32	17	15
How many games below average	26	21	5
Pins above/below average per game	0.73	-2.15	6.10
How many people raised average by this amount	10 0.53	5 0.42	5 0.65
How many people went down by this amount	10 -1.03	8 -1.14	2 -0.57
League average before bowling	142.99	146.90	135.72
League average after bowling	142.74	146.36	136.02
Change in league average	-0.25	-0.54	0.30
800s	--	--	--
775s	--	--	--
750s	--	--	--
725s	--	--	--
700s	--	--	--
675s	--	--	--
650s	--	--	--
625s	--	--	--
600s	--	--	--
575s	1	1	--
550s	--	--	--
525s	3	3	--
500s	2	1	1
475s	2	1	1
450s	--	--	--
425s	3	2	1
400s	4	2	2
below 400	5	3	2
300s	--	--	--
275s	--	--	--
250s	--	--	--
225s	1	1	--
200s	4	4	--
175s	7	5	2
150s	13	7	6
125s	18	12	6
100s	10	4	6
below 100	7	6	1

This report is for scores bowled February 2 which is Week 21 of 31

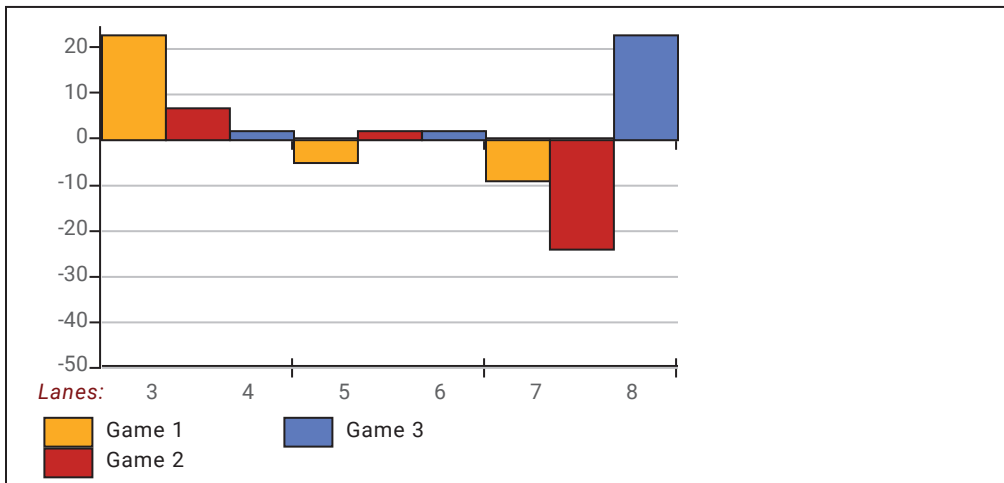
Team Average vs Avg of Scores



Average of Scores for Each Game

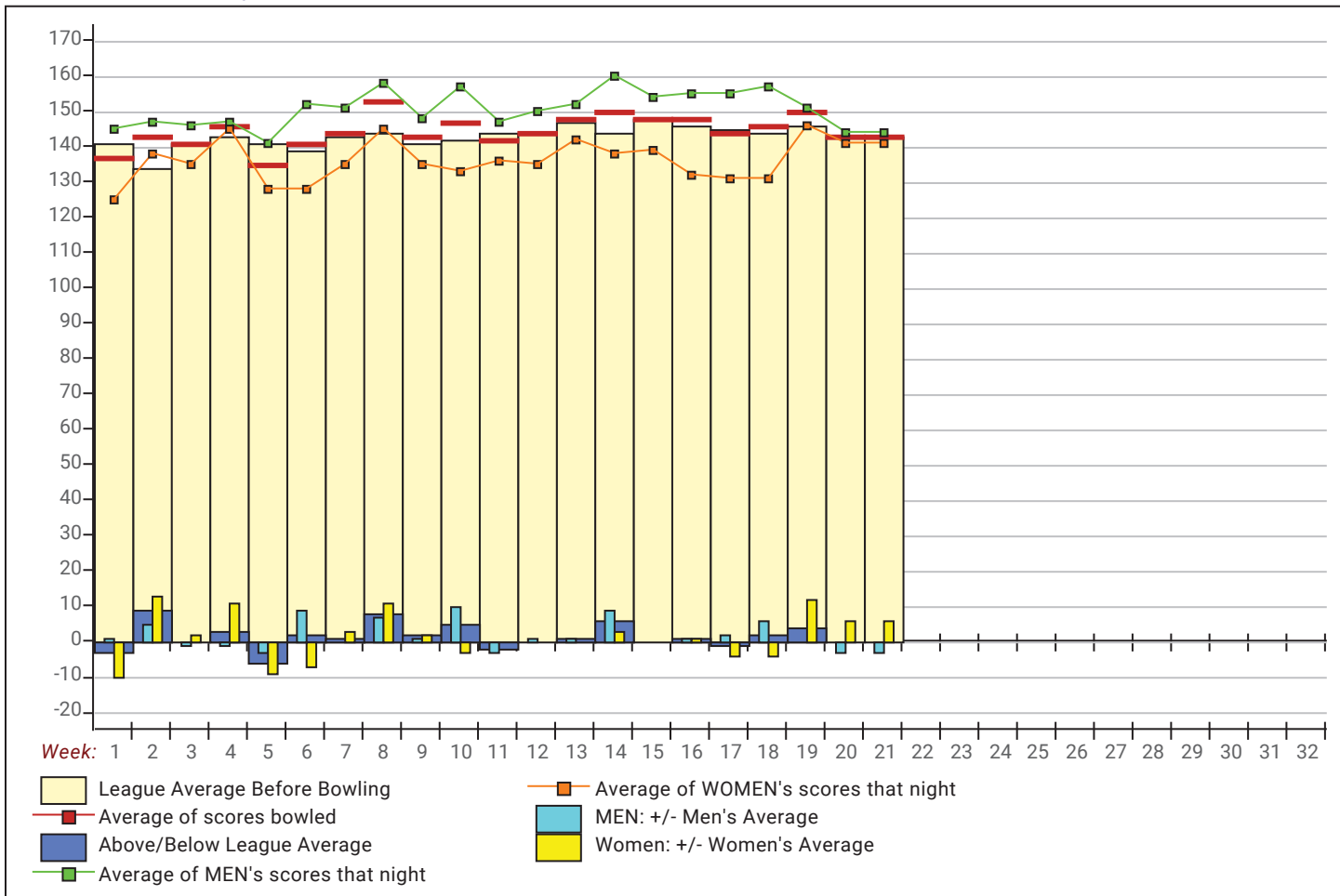


Amount Over/Under Team Average



This report is for scores bowled February 2 which is Week 21 of 31

League Average Week-by-Week



League Average Statistics for Last Week

	League	Right Hand	Left Hand	Men (Lft+Rt)	Women (Lft+Rt)
League Average Before Bowling	142.99	146.97	67.33	146.90	135.72
Average of scores bowled that night	143.28	147.86	56.33	144.31	141.38
New League Average After Bowling	142.74	147.00	61.83	146.36	136.02
Change in League Average	-.25	.03	-5.50	-.54	.30
People Who Bowled Over Average	10	10		5	5
People Who Bowled Under Average	10	9	1	8	2
Average Amount of Series Over Avg	31.50	31.50		24.00	39.00
Average Amount of Series Under Avg	-27.10	-26.56	-32.00	-25.50	-33.50
Difference Avg, NiteAvg	.73	1.33	-10.67	-2.15	6.10
Number of Bowlers	20	19	1	13	7
Number of Games Bowled	60	57	3	39	21
People Who Raised Their Average	10	10		5	5
Raised By an Average of This Amount	.53	.53		.42	.65
People Who Lowered Their Average	10	9	1	8	2
Lowered By an Average of This Amou	-1.03	-.53	-5.50	-1.14	-.57
Number of Games Bowled Over Avera	32	31	1	17	15
Number of Games Bowled Under Avera	26	24	2	21	5

Note: Averages are based only on people who bowled.

Press Release -- 2/3/2025

2/2/2025 Week 21 of 31

Town & Country 2024-25

Sunday 6:30 pm

Big Apple Fun Center

Lanes 3 - 8

Team Standings

Place	Team Name	Avg p/gm	Points Won	Points Lost	Year-To-Date WON	Y-T-D LOST
1	We Attempt	530	20	4	52	32
2	Breeze Transport	595	14	10	50	34
3	Kidds Korner	639	13	11	52	32
4	Cruizers	615	13	11	45	39
5	Pin Busters	508	10	14	45	39
6	Bye Team		2	22	8	76

*** Although not shown, standings are determined by points only for the current split

Last Week's Top Scores

	Scratch Game	Scratch Series	Handicap Game	Handicap Series
Men	236 John Krotz	581 Nick Kidd	271 Richard Serr	666 Nick Stockton
	223 Richard Serr	541 John Krotz	264 John Krotz	654 Rich Hancock
	208 Nick Kidd	534 Nick Stockton	250 Nick Stockton	650 Richard Serr
	206 Nick Stockton	534 Rich Hancock	232 Jeff Snodgrass	650 Jeff Snodgrass
	181 Bryan Hodges	506 Richard Serr	231 Nick Kidd	650 Nick Kidd
	179 Rich Hancock	481 Bryan Hodges	219 Rich Hancock	625 John Krotz
	164 James Crown	445 James Crown	217 Tyler Krotz	620 Keith Koupal
	160 Craig Schutt	432 Craig Schutt	217 James Crown	612 Tyler Krotz
	149 Jeff Snodgrass	408 John Cornett	217 Bryan Hodges	612 John Cornett
	148 John Cornett	401 Jeff Snodgrass	216 Keith Koupal	604 James Crown
		216 John Cornett		
Women	185 Kim Hodges	505 Dani Krotz	258 Kim Hodges	711 Kim Hodges
	179 Dani Krotz	492 Kim Hodges	240 Dani Krotz	688 Dani Krotz
	171 Ashley Hancock	436 Chris Stockton	239 Ashley Hancock	670 Chris Stockton
	159 Shelli Krotz	409 Shelli Krotz	232 Trish Hancock	645 Jessica Walker
	155 Trish Hancock	400 Trish Hancock	227 Chris Stockton	631 Trish Hancock
	149 Chris Stockton	379 Ashley Hancock	226 Shelli Krotz	610 Shelli Krotz
	121 Jessica Walker	348 Jessica Walker	220 Jessica Walker	583 Ashley Hancock

Local and Bowling Center Awards

Name	USBC ID Number	Award Average	Award Games	G1	G2	G3	Series	Award Score	Award Received
Kim L. Hodges	15-14581 USBC	137	54	144	185	163	492	185	175 Game (Local Assoc. Awards)
John L. Krotz	1494-2625 USBC	182	57	163	142	236	541	236	225 Game (Local Assoc. Awards)
Richard M. Serr	1494-2455 USBC	162	54	223	145	138	506	223	200 Game (Local Assoc. Awards)