

Town & Country 2023-24

Sunday 6:30 pm

Big Apple Fun Center

Lanes 3 - 8

President: John Krotz (308)440-9799

Vice President: Richard Serr (308)440-0152

Secretary/Treasurer: Trish Hancock (308)440-6787

Team Standings

Place	Lane	#	Team Name	Points Won	Points Lost	%Won	Pins + HDCP	Scratch Pins	Avg p/gm	High Game	High Sers	HDCP Game	HDCP Sers
1	3	1	We Attempt	13	7	65.0	51035	31892	531	653	1748	970	2704
2	6	4	Bat Split Crazy	12	8	60.0	50637	37725	628	749	2031	1005	2799
3	4	3	Breeze Transport	11	9	55.0	50840	34812	580	687	1868	939	2650
4	7	5	Kidds Korner	11	9	55.0	50441	35513	591	778	2090	1008	2780
5	5	6	Pin Busters	10	10	50.0	50247	28686	478	604	1591	967	2683
6	8	2	Cruizers	3	17	15.0	50109	36153	602	728	1984	956	2668

Review of Last Week's Bowling.....

Lanes	Team Name	HDCP -1-	HDCP -2-	HDCP -3-	HDCP Total	Last Wk WON	Team Name	HDCP -1-	HDCP -2-	HDCP -3-	HDCP Total	Last Wk WON
3-4	Bat Split Crazy	866	811	856	2533	4	<---> Cruizers	790	792	813	2395	0
5-6	We Attempt	830	934	800	2564	1	<---> Kidds Korner	837	855	895	2587	3
7-8	Breeze Transport	910	859	804	2573	3	<---> Pin Busters	967	807	793	2567	1

Lane Assignments

	3-4	5-6	7-8
Wk21 01/28	1- 3	6- 4	5- 2
Wk22 02/04	5- 6	1- 2	3- 4
Wk23 02/11	2- 3	5- 4	1- 6

Last Week's Top Scores

	Team Scratch Game	Team Scratch Series	Team Handicap Game	Team Handicap Series
	660 Kidds Korner	1882 Kidds Korner	967 Pin Busters	2587 Kidds Korner
	657 Breeze Transport	1870 Bat Split Crazy	934 We Attempt	2573 Breeze Transport
	645 Bat Split Crazy	1814 Breeze Transport	910 Breeze Transport	2567 Pin Busters
	623 We Attempt	1708 Cruizers	895 Kidds Korner	2564 We Attempt
	604 Pin Busters	1631 We Attempt	866 Bat Split Crazy	2533 Bat Split Crazy
	584 Cruizers	1478 Pin Busters	813 Cruizers	2395 Cruizers
Men	Scratch Game	Scratch Series	Handicap Game	Handicap Series
	224 Nick Kidd	613 Nick Kidd	286 Brendon Head	688 Nick Kidd
	194 Richard Serr	552 Nick Stockton	254 John Cornett	682 Brendon Head
	189 Nick Stockton	516 David Hibberd	249 Jeff Snodgrass	680 Chris Flodine
	182 Craig Schutt	512 Richard Serr	249 Nick Kidd	675 Tyler Krotz
	180 David Hibberd	487 Craig Schutt	243 Richard Serr	663 John Cornett
	177 John Cornett	484 Rich Hancock	241 Chris Flodine	659 Richard Serr
	173 Rich Hancock	449 Chris Flodine	238 Tyler Krotz	654 Nick Stockton
	167 Jeff Snodgrass	432 John Cornett	232 Craig Schutt	648 Jeff Snodgrass
	164 Chris Flodine	428 James Crown	227 Keith Koupal	637 Keith Koupal
	162 Brendon Head	402 Jeff Snodgrass	223 Nick Stockton	637 Craig Schutt
Women	Scratch Game	Scratch Series	Handicap Game	Handicap Series
	225 Rebecca McPherson	580 Rebecca McPherson	250 Rebecca McPherson	655 Rebecca McPherson
	179 Michelle Limbach	535 Michelle Limbach	236 Kira Hancock	637 Ashley Hancock
	178 Dani Krotz	452 Dani Krotz	229 Shannon Mitchell	625 Michelle Limbach
	156 Kira Hancock	418 Ashley Hancock	228 Ashley Hancock	624 Shannon Mitchell
	155 Shannon Mitchell	402 Shannon Mitchell	226 Tammy Koupal	610 Kira Hancock
	155 Ashley Hancock	373 Shelli Krotz	225 Dani Krotz	607 Tammy Koupal
	153 Shelli Krotz	370 Kira Hancock	219 Shelli Krotz	599 Trish Hancock
	124 Trish Hancock	341 Trish Hancock	210 Trish Hancock	593 Dani Krotz
	120 Tammy Koupal	289 Tammy Koupal	209 Michelle Limbach	571 Shelli Krotz

Season High Scores

	<u>Team Scratch Game</u>	<u>Team Scratch Series</u>	<u>Team Handicap Game</u>	<u>Team Handicap Series</u>
	778 Kidds Korner	2090 Kidds Korner	1008 Kidds Korner	2799 Bat Split Crazy
	749 Bat Split Crazy	2031 Bat Split Crazy	1005 Bat Split Crazy	2780 Kidds Korner
	728 Cruizers	1984 Cruizers	970 We Attempt	2704 We Attempt
	687 Breeze Transport	1868 Breeze Transport	967 Pin Busters	2683 Pin Busters
	653 We Attempt	1748 We Attempt	956 Cruizers	2668 Cruizers
	604 Pin Busters	1591 Pin Busters	939 Breeze Transport	2650 Breeze Transport
	<u>Scratch Game</u>	<u>Scratch Series</u>	<u>Handicap Game</u>	<u>Handicap Series</u>
Men	268 David Hibberd	661 David Hibberd	308 David Hibberd	781 David Hibberd
	241 John Krotz	633 Nick Stockton	293 John Cornett	748 John Cornett
	235 Nick Stockton	631 John Krotz	286 Brendon Head	747 Nick Stockton
	234 Rich Hancock	613 Nick Kidd	284 Richard Serr	733 John Krotz
	233 Richard Serr	581 Rich Hancock	277 Rich Hancock	729 Bryan Hodges
	232 Nick Kidd	570 Bryan Hodges	275 John Krotz	720 Craig Schutt
	219 Bryan Hodges	564 Craig Schutt	273 Nick Stockton	714 Brendon Head
	216 John Cornett	561 Justin Hodges	272 Bryan Hodges	711 Justin Hodges
	214 Craig Schutt	557 Richard Serr	266 Craig Schutt	710 Richard Serr
	209 Justin Hodges	517 John Cornett	263 Keith Koupal	710 Rich Hancock
Women	236 Michelle Limbach	627 Michelle Limbach	323 Kira Hancock	814 Kira Hancock
	227 Dani Krotz	580 Rebecca McPherson	297 Jessica Walker	745 Shannon Mitchell
	225 Rebecca McPherson	568 Dani Krotz	280 Dani Krotz	736 Dani Krotz
	215 Kira Hancock	517 Shannon Mitchell	269 Shelli Krotz	728 Shelli Krotz
	194 Jessica Walker	510 Kim Hodges	267 Michelle Limbach	711 Kim Hodges
	193 Shelli Krotz	497 Shelli Krotz	264 Chris Stockton	708 Michelle Limbach
	190 Chris Stockton	490 Kira Hancock	261 Shannon Mitchell	704 Trish Hancock
	182 Shannon Mitchell	478 Cindy Gibbons	254 Trish Hancock	704 Ashley Hancock
	178 Kim Hodges	477 Ashley Hancock	254 Jen Kidd	700 Cindy Gibbons
	173 Ashley Hancock	447 Chris Stockton	251 Ashley Hancock	691 Jen Kidd

Team Rosters

1 - We Attempt

<u>Name</u>	<u>Avg</u>	<u>HDCP</u>	<u>Pins</u>	<u>Gms</u>	<u>High Game</u>	<u>High Sers</u>	<u>HDCP Game</u>	<u>HDCP Sers</u>	<u>Most Improved Avg +/-</u>	<u>To Raise Avg +1</u>	<u>To Drop Avg -1</u>	<u>Weekly Over Avg Series Avg +/-</u>
Ashley K. Hancock	137	73	7446	54	173	477	251	704	134 +3.89	420	362	418 - 411=7
Dani Krotz	162	48	9777	60	227	568	280	736	159 +3.95	492	428	452 - 489=-37
Tyler J. Krotz	69	141	4171	60	100	249	246	675	67 +2.52	239	175	249 - 204=45
Richard M. Serr	161	49	9693	60	233	557	284	710	159 +2.55	513	449	512 - 483=29

2 - Cruizers

<u>Name</u>	<u>Avg</u>	<u>HDCP</u>	<u>Pins</u>	<u>Gms</u>	<u>High Game</u>	<u>High Sers</u>	<u>HDCP Game</u>	<u>HDCP Sers</u>	<u>Most Improved Avg +/-</u>	<u>To Raise Avg +1</u>	<u>To Drop Avg -1</u>	<u>Weekly Over Avg Series Avg +/-</u>
Trish R. Hancock	124	86	7073	57	168	440	254	704	126 -1.91	427	366	341 - 372=-31
Shelli Krotz	143	67	8188	57	193	497	269	728	137 +6.65	452	391	373 - 432=-59
Tristan F. Ragland	152	58	2749	18	189	487	253	665		464	442	
John L. Krotz	180	30	9720	54	241	631	275	733	184 -4.00	597	539	
Rich Hancock	162	48	5049	31	234	581	277	710	166 -3.13	493	458	484 - 489=-5

3 - Breeze Transport

<u>Name</u>	<u>Avg</u>	<u>HDCP</u>	<u>Pins</u>	<u>Gms</u>	<u>High Game</u>	<u>High Sers</u>	<u>HDCP Game</u>	<u>HDCP Sers</u>	<u>Most Improved Avg +/-</u>	<u>To Raise Avg +1</u>	<u>To Drop Avg -1</u>	<u>Weekly Over Avg Series Avg +/-</u>
Chris M. Stockton	132	78	6351	48	190	447	264	690	131 +1.31	432	380	
Shannon L. Mitchell	136	74	7502	55	182	517	261	745	129 +7.40	444	385	402 - 408=-6
John A. Cornett	133	77	8038	60	216	517	293	748	137 -3.03	404	340	432 - 399=33
Nick J. Stockton	176	34	10065	57	235	633	273	747	171 +5.58	555	494	552 - 528=24
James M. Crown	142	68	2856	20	180	487	242	673		433	409	428 - 426=2

4 - Bat Split Crazy

<u>Name</u>	<u>Avg</u>	<u>HDCP</u>	<u>Pins</u>	<u>Gms</u>	<u>High Game</u>	<u>High Sers</u>	<u>HDCP Game</u>	<u>HDCP Sers</u>	<u>Most Improved Avg +/-</u>	<u>To Raise Avg +1</u>	<u>To Drop Avg -1</u>	<u>Weekly Over Avg Series Avg +/-</u>
Chris Flodine	134	76	4858	36	181	451	259	694	132 +2.94	407	367	449 - 399=50
Kira L. Hancock	129	81	4662	36	215	490	323	814	131 -1.50	408	368	370 - 390=-20
Cindy Gibbons	144	66	6060	42	170	478	242	700	136 +8.29	465	419	
Michelle L. Limbach	180	30	10265	57	236	627	267	708	182 -1.91	595	534	535 - 540=-5
David D. Hibberd	176	34	10597	60	268	661	308	781	178 -1.38	554	490	516 - 528=-12

Town & Country 2023-24

5 - Kidds Korner

<u>Name</u>	<u>Avg</u>	<u>HDCP</u>	<u>Pins</u>	<u>Gms</u>	<u>High Game</u>	<u>High Sers</u>	<u>HDCP Game</u>	<u>HDCP Sers</u>	<u>Most Improved Avg +/-</u>	<u>To Raise Avg +1</u>	<u>To Drop Avg -1</u>	<u>Weekly Over Avg Series Avg +/-</u>
Kim L. Hodges	142	68	5131	36	178	510	245	711	143 -0.47	446	406	
Bryan L. Hodges	162	48	8272	51	219	570	272	729	157 +5.20	530	475	
Tammy Koupal	103	107	2801	27	144	374	244	689	107 -3.26	319	288	289 - 312=-23
Justin M. Hodges	161	49	3235	20	209	561	260	711		491	467	
Keith D. Koupal	131	79	4750	36	179	440	263	682	131 +0.94	398	358	400 - 393=7
Jen Kidd	123	87	2961	24	166	427	254	691	124 -0.63	387	359	
Nick Kidd	187	23	6181	33	232	613	259	688	186 +1.30	587	550	613 - 555=58

6 - Pin Busters

<u>Name</u>	<u>Avg</u>	<u>HDCP</u>	<u>Pins</u>	<u>Gms</u>	<u>High Game</u>	<u>High Sers</u>	<u>HDCP Game</u>	<u>HDCP Sers</u>	<u>Most Improved Avg +/-</u>	<u>To Raise Avg +1</u>	<u>To Drop Avg -1</u>	<u>Weekly Over Avg Series Avg +/-</u>
Jessica F. Walker	103	107	5604	54	194	381	297	690	110 -6.22	324	266	
Jeff D. Snodgrass	128	82	7330	57	167	442	250	694	125 +3.60	410	349	402 - 384=18
Craig A. Schutt	160	50	9610	60	214	564	266	720	164 -3.83	533	469	487 - 480=7
Brendon G. Head	87	123	4993	57	162	339	286	714	84 +3.60	287	226	310 - 258=52

Temporary Substitutes

Men

<u>Name</u>	<u>Avg</u>	<u>HDCP</u>	<u>Pins</u>	<u>Gms</u>	<u>High Game</u>	<u>High Sers</u>	<u>HDCP Game</u>	<u>HDCP Sers</u>	<u>Most Improved Avg +/-</u>	<u>To Raise Avg +1</u>	<u>To Drop Avg -1</u>	<u>Weekly Over Avg Series Avg +/-</u>
Trevor D. Hibberd	158	52	474	3	188	474	240	630		480	473	
Allen S. Noltersmeier	bk129	81	443	3	166	443	247	686		445	438	
Joshua Ragland	118	92	355	3	124	355	216	631		359	352	

Women

<u>Name</u>	<u>Avg</u>	<u>HDCP</u>	<u>Pins</u>	<u>Gms</u>	<u>High Game</u>	<u>High Sers</u>	<u>HDCP Game</u>	<u>HDCP Sers</u>	<u>Most Improved Avg +/-</u>	<u>To Raise Avg +1</u>	<u>To Drop Avg -1</u>	<u>Weekly Over Avg Series Avg +/-</u>
Janet E. Anderson	bk121	89	372	3	131	372	220	639		378	371	
Angie C. Hauseman	bk130	80	363	3	131	363	211	603		369	362	
Kattie L. Johnson	bk131	79	362	3	134	362	213	599		364	357	
Karen L. Lopez	145	65	436	3	156	436	221	631		440	433	
Rebecca L. McPherson	189	21	1135	6	225	580	250	655		575	565	580 - 555=25

Individual High Averages

<u>Men</u>	<u>Women</u>
187.30 Nick Kidd	180.09 Michelle Limbach
180.00 John Krotz	162.95 Dani Krotz
176.62 David Hibberd	144.29 Cindy Gibbons
176.58 Nick Stockton	143.65 Shelli Krotz
162.87 Rich Hancock	142.53 Kim Hodges
162.20 Bryan Hodges	137.89 Ashley Hancock
161.55 Richard Serr	136.40 Shannon Mitchell
160.17 Craig Schutt	132.31 Chris Stockton
134.94 Chris Flodine	129.50 Kira Hancock
133.97 John Cornett	124.09 Trish Hancock

Most Improved Average

Men 171 to 176.58 = +5.58 Nick Stockton	157 to 162.20 = +5.20 Bryan Hodges	125 to 128.60 = +3.60 Jeff Snodgrass
84 to 87.60 = +3.60 Brendon Head	132 to 134.94 = +2.94 Chris Flodine	159 to 161.55 = +2.55 Richard Serr
Women 136 to 144.29 = +8.29 Cindy Gibbons	129 to 136.40 = +7.40 Shannon Mitchell	137 to 143.65 = +6.65 Shelli Krotz
159 to 162.95 = +3.95 Dani Krotz	134 to 137.89 = +3.89 Ashley Hancock	131 to 132.31 = +1.31 Chris Stockton

Most Un-Improved Averages

Men 184 to 180.00 = -4.00 John Krotz	164 to 160.17 = -3.83 Craig Schutt	166 to 162.87 = -3.13 Rich Hancock
137 to 133.97 = -3.03 John Cornett	178 to 176.62 = -1.38 David Hibberd	131 to 131.94 = +0.94 Keith Koupal
Women 110 to 103.78 = -6.22 Jessica Walker	107 to 103.74 = -3.26 Tammy Koupal	126 to 124.09 = -1.91 Trish Hancock
182 to 180.09 = -1.91 Michelle Limbach	131 to 129.50 = -1.50 Kira Hancock	124 to 123.38 = -0.63 Jen Kidd

Town & Country 2023-24

Big Apple Fun Center

Reprint of Scores -- Week 20

Lane 3 4 - Bat Split Crazy Week 20 1/21/2024

Name	Old	Old	-1-	-2-	-3-	Total	HDCP
	Avg	HDCP					Total
Kira L. Hancock	130	80	156	101	113	370	610
Chris Flodine	133	77	136	149	164	449	680
David D. Hibberd	176	34	175	161	180	516	618
Michelle L. Limbach	180	30	178	179	178	535	625
			====	====	====	====	====
Scratch Total			645	590	635	1870	1870
Handicap			221	221	221		663
Total			866	811	856	1870	2533
Team Points Won			1.0	1.0	1.0	4.0	4.0

Lane 4 2 - Cruizers Week 20 1/21/2024

Name	Old	Old	-1-	-2-	-3-	Total	HDCP
	Avg	HDCP					Total
Trish R. Hancock	124	86	100	124	117	341	599
Shelli Krotz	144	66	118	102	153	373	571
John L. Krotz	180	30	a170	a170	a170	510	600
Rich Hancock	163	47	173	167	144	484	625
			====	====	====	====	====
Scratch Total			561	563	584	1708	1708
Handicap			229	229	229		687
Total			790	792	813	1708	2395
Team Points Won			0.0	0.0	0.0	0.0	0.0

Lane 5 1 - We Attempt Week 20 1/21/2024

Name	Old	Old	-1-	-2-	-3-	Total	HDCP
	Avg	HDCP					Total
Ashley K. Hancock	137	73	124	155	139	418	637
Dani Krotz	163	47	158	178	116	452	593
Tyler J. Krotz	68	142	79	96	74	249	675
Richard M. Serr	161	49	158	194	160	512	659
			====	====	====	====	====
Scratch Total			519	623	489	1631	1631
Handicap			311	311	311		933
Total			830	934	800	1631	2564
Team Points Won			0.0	1.0	0.0	1.0	1.0

Lane 6 5 - Kidds Korner Week 20 1/21/2024

Name	Old	Old	-1-	-2-	-3-	Total	HDCP
	Avg	HDCP					Total
Tammy Koupal	104	106	89	80	120	289	607
Keith D. Koupal	131	79	120	148	132	400	637
Nick Kidd	185	25	222	167	224	613	688
Rebecca L. McPherson	185	25	171	225	184	580	655
			====	====	====	====	====
Scratch Total			602	620	660	1882	1882
Handicap			235	235	235		705
Total			837	855	895	1882	2587
Team Points Won			1.0	0.0	1.0	3.0	3.0

Lane 7 3 - Breeze Transport Week 20 1/21/2024

Name	Old	Old	-1-	-2-	-3-	Total	HDCP
	Avg	HDCP					Total
Shannon L. Mitchell	136	74	137	155	110	402	624
John A. Cornett	133	77	177	121	134	432	663
Nick J. Stockton	176	34	189	185	178	552	654
James M. Crown	142	68	154	145	129	428	632
			====	====	====	====	====
Scratch Total			657	606	551	1814	1814
Handicap			253	253	253		759
Total			910	859	804	1814	2573
Team Points Won			0.0	1.0	1.0	3.0	3.0

Lane 8 6 - Pin Busters Week 20 1/21/2024

Name	Old	Old	-1-	-2-	-3-	Total	HDCP
	Avg	HDCP					Total
Jessica F. Walker	103	107	a93	a93	a93	279	600
Jeff D. Snodgrass	128	82	167	125	110	402	648
Craig A. Schutt	160	50	182	138	167	487	637
Brendon G. Head	86	124	162	88	60	310	682
			====	====	====	====	====
Scratch Total			604	444	430	1478	1478
Handicap			363	363	363		1089
Total			967	807	793	1478	2567
Team Points Won			1.0	0.0	0.0	1.0	1.0

Town & Country 2023-24

Big Apple Fun Center

* Bowlers listed must have a minimum of 1 games.

Change in Average

Name	-----Old-----		Old					---Average Change---			Weekly Over Avg
	Pins	Games	Avg	-1-	-2-	-3-	Total	New	Old	---> +/-	Series Avg +/-
Janet E. Anderson	372	3	bk121				0	124.00	- 124.00	= 0.00	
John A. Cornett	7606	57	133	177	121	134	432	133.97	- 133.44	= 0.53	432 - 399=33
James M. Crown	2428	17	142	154	145	129	428	142.80	- 142.82	= -0.02	428 - 426=2
Chris Flodine	4409	33	133	136	149	164	449	134.94	- 133.61	= 1.34	449 - 399=50
Cindy Gibbons	6060	42	144				0	144.29	- 144.29	= 0.00	
Ashley K. Hancock	7028	51	137	124	155	139	418	137.89	- 137.80	= 0.08	418 - 411=7
Kira L. Hancock	4292	33	130	156	101	113	370	129.50	- 130.06	= -0.56	370 - 390=-20
Rich Hancock	4565	28	163	173	167	144	484	162.87	- 163.04	= -0.16	484 - 489=-5
Trish R. Hancock	6732	54	124	100	124	117	341	124.09	- 124.67	= -0.58	341 - 372=-31
Angie C. Hauserman	363	3	bk130				0	121.00	- 121.00	= 0.00	
Brendon G. Head	4683	54	86	162	88	60	310	87.60	- 86.72	= 0.87	310 - 258=52
David D. Hibberd	10081	57	176	175	161	180	516	176.62	- 176.86	= -0.24	516 - 528=-12
Trevor D. Hibberd	474	3	158				0	158.00	- 158.00	= 0.00	
Bryan L. Hodges	8272	51	162				0	162.20	- 162.20	= 0.00	
Justin M. Hodges	3235	20	161				0	161.75	- 161.75	= 0.00	
Kim L. Hodges	5131	36	142				0	142.53	- 142.53	= 0.00	
Kattie L. Johnson	362	3	bk131				0	120.67	- 120.67	= 0.00	
Jen Kidd	2961	24	123				0	123.38	- 123.38	= 0.00	
Nick Kidd	5568	30	185	222	167	224	613	187.30	- 185.60	= 1.70	613 - 555=58
Keith D. Koupal	4350	33	131	120	148	132	400	131.94	- 131.82	= 0.13	400 - 393=7
Tammy Koupal	2512	24	104	89	80	120	289	103.74	- 104.67	= -0.93	289 - 312=-23
Dani Krotz	9325	57	163	158	178	116	452	162.95	- 163.60	= -0.65	452 - 489=-37
John L. Krotz	9720	54	180	a170	a170	a170	510	180.00	- 180.00	= 0.00	
Shelli Krotz	7815	54	144	118	102	153	373	143.65	- 144.72	= -1.07	373 - 432=-59
Tyler J. Krotz	3922	57	68	79	96	74	249	69.52	- 68.81	= 0.71	249 - 204=45
Michelle L. Limbach	9730	54	180	178	179	178	535	180.09	- 180.19	= -0.10	535 - 540=-5
Karen L. Lopez	436	3	145				0	145.33	- 145.33	= 0.00	
Rebecca L. McPherson	555	3	185	171	225	184	580	189.17	- 185.00	= 4.17	580 - 555=25
Shannon L. Mitchell	7100	52	136	137	155	110	402	136.40	- 136.54	= -0.14	402 - 408=-6
Allen S. Noltersmeier	443	3	bk129				0	147.67	- 147.67	= 0.00	
Joshua Ragland	355	3	118				0	118.33	- 118.33	= 0.00	
Tristan F. Ragland	2749	18	152				0	152.72	- 152.72	= 0.00	
Craig A. Schutt	9123	57	160	182	138	167	487	160.17	- 160.05	= 0.11	487 - 480=7
Richard M. Serr	9181	57	161	158	194	160	512	161.55	- 161.07	= 0.48	512 - 483=29
Jeff D. Snodgrass	6928	54	128	167	125	110	402	128.60	- 128.30	= 0.30	402 - 384=18
Chris M. Stockton	6351	48	132				0	132.31	- 132.31	= 0.00	
Nick J. Stockton	9513	54	176	189	185	178	552	176.58	- 176.17	= 0.41	552 - 528=24

Town & Country 2023-24

<u>Name</u>	<u>-----Old-----</u>		<u>Old</u>	<u>---</u>			<u>Total</u>	<u>---Average Change---</u>			<u>Weekly Over Avg</u>
	<u>Pins</u>	<u>Games</u>	<u>Avg</u>	<u>-1-</u>	<u>-2-</u>	<u>-3-</u>		<u>New - Old</u>	<u>---> +/-</u>	<u>Series Avg +/-</u>	
Jessica F. Walker	5604	54	103	a93	a93	a93	279	103.78	- 103.78	=	0.00

Town & Country 2023-24

Big Apple Fun Center

* Bowlers listed must have a minimum of 1 games.

High Average Listing

	<u>Name</u>	<u>True Average</u>	<u>Pins</u>	<u>Gms</u>	<u>To Raise Avg +1</u>	<u>To Drop Avg -1</u>
1	Rebecca L. McPherson	189.17	1135	6	575	565
2	Nick Kidd	187.30	6181	33	587	550
3	Michelle L. Limbach	180.09	10265	57	595	534
4	John L. Krotz	180.00	9720	54	597	539
5	David D. Hibberd	176.62	10597	60	554	490
6	Nick J. Stockton	176.58	10065	57	555	494
7	Dani Krotz	162.95	9777	60	492	428
8	Rich Hancock	162.87	5049	31	493	458
9	Bryan L. Hodges	162.20	8272	51	530	475
10	Justin M. Hodges	161.75	3235	20	491	467
11	Richard M. Serr	161.55	9693	60	513	449
12	Craig A. Schutt	160.17	9610	60	533	469
13	Trevor D. Hibberd	158.00	474	3	480	473
14	Tristan F. Ragland	152.72	2749	18	464	442
15	Allen S. Noltersmeier	147.67	443	3	445	438
16	Karen L. Lopez	145.33	436	3	440	433
17	Cindy Gibbons	144.29	6060	42	465	419
18	Shelli Krotz	143.65	8188	57	452	391
19	James M. Crown	142.80	2856	20	433	409
20	Kim L. Hodges	142.53	5131	36	446	406
21	Ashley K. Hancock	137.89	7446	54	420	362
22	Shannon L. Mitchell	136.40	7502	55	444	385
23	Chris Flodine	134.94	4858	36	407	367
24	John A. Cornett	133.97	8038	60	404	340
25	Chris M. Stockton	132.31	6351	48	432	380
26	Keith D. Koupal	131.94	4750	36	398	358
27	Kira L. Hancock	129.50	4662	36	408	368
28	Jeff D. Snodgrass	128.60	7330	57	410	349
29	Trish R. Hancock	124.09	7073	57	427	366
30	Janet E. Anderson	124.00	372	3	378	371
31	Jen Kidd	123.38	2961	24	387	359
32	Angie C. Hauserman	121.00	363	3	369	362
33	Kattie L. Johnson	120.67	362	3	364	357
34	Joshua Ragland	118.33	355	3	359	352
35	Jessica F. Walker	103.78	5604	54	324	266
36	Tammy Koupal	103.74	2801	27	319	288
37	Brendon G. Head	87.60	4993	57	287	226
38	Tyler J. Krotz	69.52	4171	60	239	175

Town & Country 2023-24

Big Apple Fun Center

* Bowlers listed must have a minimum of 22 games.

Note: This report includes information through January 21 which is Week 20 of 31

Most Improved Averages

<u>Name</u>	<u>True Average</u>	<u>Most Improved Avg</u>	<u>+/-</u>	<u>Name</u>	<u>True Average</u>	<u>Most Improved Avg</u>	<u>+/-</u>
Cindy Gibbons	144.29	136	+8.29	Keith D. Koupal	131.94	131	+0.94
Shannon L. Mitchell	136.40	129	+7.40	Kim L. Hodges	142.53	143	-0.47
Shelli Krotz	143.65	137	+6.65	Jen Kidd	123.38	124	-0.63
Nick J. Stockton	176.58	171	+5.58	David D. Hibberd	176.62	178	-1.38
Bryan L. Hodges	162.20	157	+5.20	Kira L. Hancock	129.50	131	-1.50
Dani Krotz	162.95	159	+3.95	Michelle L. Limbach	180.09	182	-1.91
Ashley K. Hancock	137.89	134	+3.89	Trish R. Hancock	124.09	126	-1.91
Jeff D. Snodgrass	128.60	125	+3.60	John A. Cornett	133.97	137	-3.03
Brendon G. Head	87.60	84	+3.60	Rich Hancock	162.87	166	-3.13
Chris Flodine	134.94	132	+2.94	Tammy Koupal	103.74	107	-3.26
Richard M. Serr	161.55	159	+2.55	Craig A. Schutt	160.17	164	-3.83
Tyler J. Krotz	69.52	67	+2.52	John L. Krotz	180.00	184	-4.00
Chris M. Stockton	132.31	131	+1.31	Jessica F. Walker	103.78	110	-6.22
Nick Kidd	187.30	186	+1.30				

Town & Country 2023-24

Big Apple Fun Center

* Bowlers listed must have a minimum of 1 games.

Most Pins Over Average

Name	-----Old-----		Old				---Average Change---				Weekly Over Avg
	Pins	Games	Avg	-1-	-2-	-3-	Total	New - Old	---> +/-	Series Avg +/-	
Nick Kidd	5568	30	185	222	167	224	613	187.30 - 185.60	= 1.70	613 - 555=58	
Brendon G. Head	4683	54	86	162	88	60	310	87.60 - 86.72	= 0.87	310 - 258=52	
Chris Flodine	4409	33	133	136	149	164	449	134.94 - 133.61	= 1.34	449 - 399=50	
Tyler J. Krotz	3922	57	68	79	96	74	249	69.52 - 68.81	= 0.71	249 - 204=45	
John A. Cornett	7606	57	133	177	121	134	432	133.97 - 133.44	= 0.53	432 - 399=33	
Richard M. Serr	9181	57	161	158	194	160	512	161.55 - 161.07	= 0.48	512 - 483=29	
Rebecca L. McPherson	555	3	185	171	225	184	580	189.17 - 185.00	= 4.17	580 - 555=25	
Nick J. Stockton	9513	54	176	189	185	178	552	176.58 - 176.17	= 0.41	552 - 528=24	
Jeff D. Snodgrass	6928	54	128	167	125	110	402	128.60 - 128.30	= 0.30	402 - 384=18	
Keith D. Koupal	4350	33	131	120	148	132	400	131.94 - 131.82	= 0.13	400 - 393=7	
Ashley K. Hancock	7028	51	137	124	155	139	418	137.89 - 137.80	= 0.08	418 - 411=7	
Craig A. Schutt	9123	57	160	182	138	167	487	160.17 - 160.05	= 0.11	487 - 480=7	
James M. Crown	2428	17	142	154	145	129	428	142.80 - 142.82	= -0.02	428 - 426=2	
Michelle L. Limbach	9730	54	180	178	179	178	535	180.09 - 180.19	= -0.10	535 - 540=-5	
Rich Hancock	4565	28	163	173	167	144	484	162.87 - 163.04	= -0.16	484 - 489=-5	
Shannon L. Mitchell	7100	52	136	137	155	110	402	136.40 - 136.54	= -0.14	402 - 408=-6	
David D. Hibberd	10081	57	176	175	161	180	516	176.62 - 176.86	= -0.24	516 - 528=-12	
Kira L. Hancock	4292	33	130	156	101	113	370	129.50 - 130.06	= -0.56	370 - 390=-20	
Tammy Koupal	2512	24	104	89	80	120	289	103.74 - 104.67	= -0.93	289 - 312=-23	
Trish R. Hancock	6732	54	124	100	124	117	341	124.09 - 124.67	= -0.58	341 - 372=-31	
Dani Krotz	9325	57	163	158	178	116	452	162.95 - 163.60	= -0.65	452 - 489=-37	
Shelli Krotz	7815	54	144	118	102	153	373	143.65 - 144.72	= -1.07	373 - 432=-59	

Town & Country 2023-24

Big Apple Fun Center

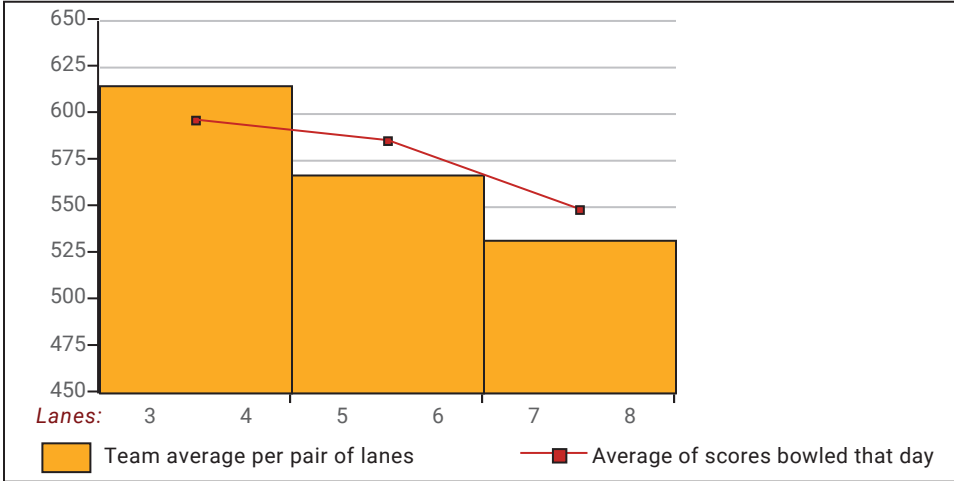
This report is for scores bowled January 21 which is Week 20 of 31

This Week's Statistics

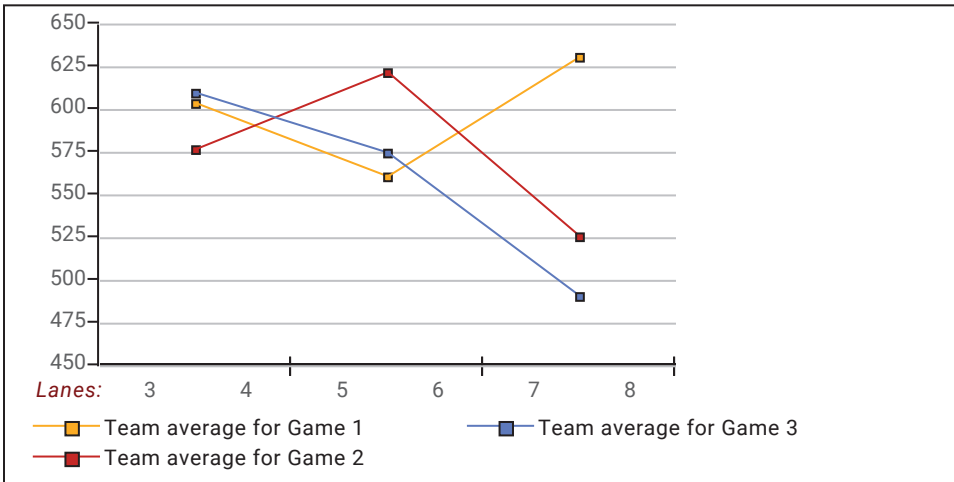
	Over All	Men	Women
How many people bowled	22	13	9
Number of games bowled	66	39	27
Actual average of week's scores	145.36	149.59	139.26
How many games above average	35	26	9
How many games below average	30	13	17
Pins above/below average per game	2.41	7.90	-5.52
How many people raised average by this amount	12 0.90	10 0.66	2 2.13
How many people went down by this amount	10 -0.45	3 -0.14	7 -0.57
League average before bowling	143.43	142.18	145.25
League average after bowling	143.72	142.65	145.27
Change in league average	0.29	0.47	0.03
800s	--	--	--
775s	--	--	--
750s	--	--	--
725s	--	--	--
700s	--	--	--
675s	--	--	--
650s	--	--	--
625s	--	--	--
600s	1	1	--
575s	1	--	1
550s	1	1	--
525s	1	--	1
500s	2	2	--
475s	2	2	--
450s	1	--	1
425s	3	3	--
400s	4	2	2
below 400	6	2	4
300s	--	--	--
275s	--	--	--
250s	--	--	--
225s	1	--	1
200s	2	2	--
175s	13	8	5
150s	17	11	6
125s	12	10	2
100s	14	3	11
below 100	7	5	2

This report is for scores bowled January 21 which is Week 20 of 31

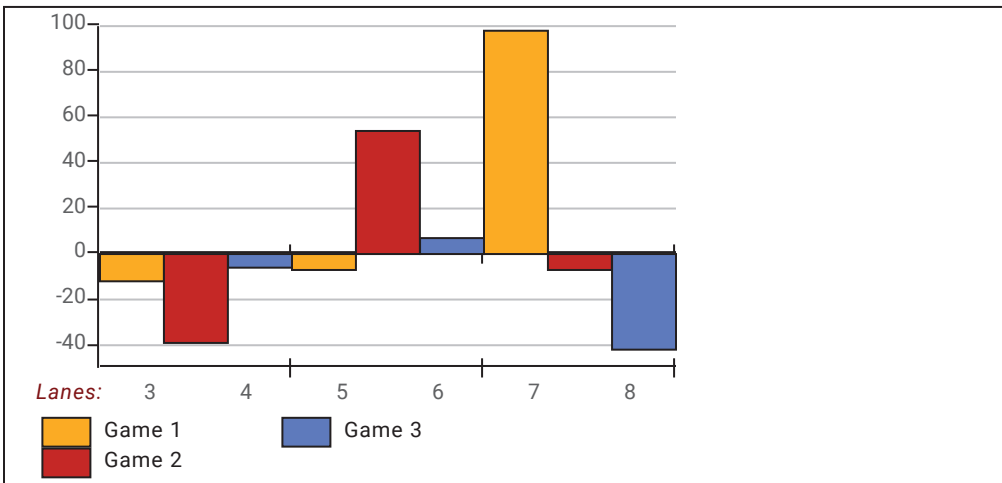
Team Average vs Avg of Scores



Average of Scores for Each Game

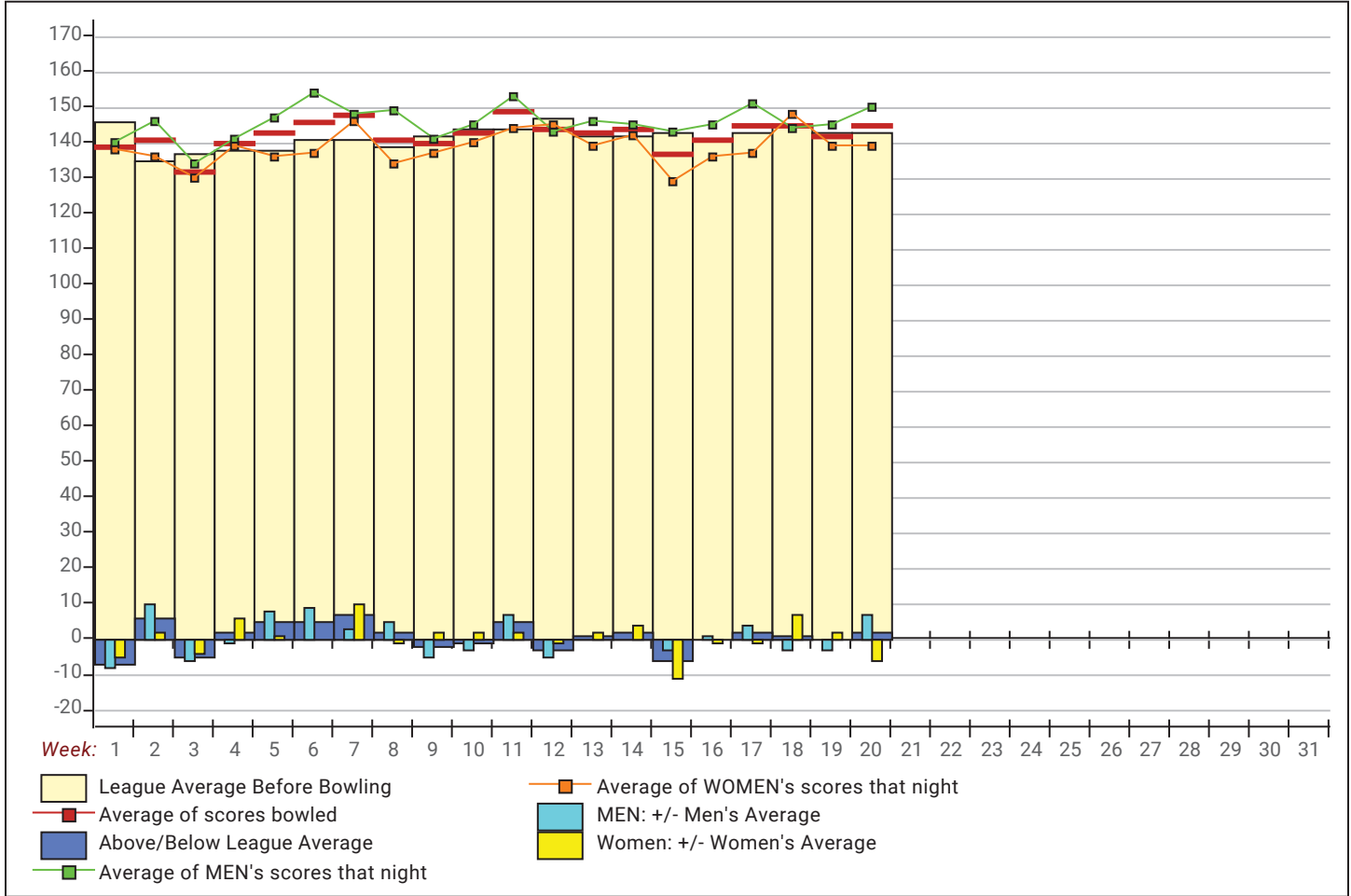


Amount Over/Under Team Average



This report is for scores bowled January 21 which is Week 20 of 31

League Average Week-by-Week



League Average Statistics for Last Week

	League	Right Hand	Left Hand	Men (Lft+Rt)	Women (Lft+Rt)
League Average Before Bowling	143.43	143.43		142.18	145.25
Average of scores bowled that night	145.36	145.36		149.59	139.26
New League Average After Bowling	143.72	143.72		142.65	145.27
Change in League Average	.29	.29		.47	.03
People Who Bowled Over Average	12	12		10	2
People Who Bowled Under Average	10	10		3	7
Average Amount of Series Over Avg	29.58	29.58		32.30	16.00
Average Amount of Series Under Avg	-19.60	-19.60		-5.00	-25.86
Difference Avg, NiteAvg	2.41	2.41		7.90	-5.52
Number of Bowlers	22	22		13	9
Number of Games Bowled	66	66		39	27
People Who Raised Their Average	12	12		10	2
Raised By an Average of This Amount	.90	.90		.66	2.13
People Who Lowered Their Average	10	10		3	7
Lowered By an Average of This Amou	-.45	-.45		-.14	-.57
Number of Games Bowled Over Avera	35	35		26	9
Number of Games Bowled Under Avera	30	30		13	17

Note: Averages are based only on people who bowled.

Press Release -- 1/21/2024

1/21/2024 Week 20 of 31

Town & Country 2023-24

Sunday 6:30 pm

Big Apple Fun Center

Lanes 3 - 8

Team Standings

Place	Team Name	Avg p/gm	Points Won	Points Lost	Year-To-Date WON	Y-T-D LOST
1	We Attempt	531	13	7	47	33
2	Bat Split Crazy	628	12	8	44	36
3	Breeze Transport	580	11	9	47	33
4	Kidds Korner	591	11	9	43	37
5	Pin Busters	478	10	10	31	49
6	Cruizers	602	3	17	29	51

*** Although not shown, standings are determined by points only for the current split

Last Week's Top Scores

	Scratch Game	Scratch Series	Handicap Game	Handicap Series
Men	224 Nick Kidd	613 Nick Kidd	286 Brendon Head	688 Nick Kidd
	194 Richard Serr	552 Nick Stockton	254 John Cornett	682 Brendon Head
	189 Nick Stockton	516 David Hibberd	249 Jeff Snodgrass	680 Chris Flodine
	182 Craig Schutt	512 Richard Serr	249 Nick Kidd	675 Tyler Krotz
	180 David Hibberd	487 Craig Schutt	243 Richard Serr	663 John Cornett
	177 John Cornett	484 Rich Hancock	241 Chris Flodine	659 Richard Serr
	173 Rich Hancock	449 Chris Flodine	238 Tyler Krotz	654 Nick Stockton
	167 Jeff Snodgrass	432 John Cornett	232 Craig Schutt	648 Jeff Snodgrass
	164 Chris Flodine	428 James Crown	227 Keith Koupal	637 Keith Koupal
	162 Brendon Head	402 Jeff Snodgrass	223 Nick Stockton	637 Craig Schutt
Women	225 Rebecca McPherson	580 Rebecca McPherson	250 Rebecca McPherson	655 Rebecca McPherson
	179 Michelle Limbach	535 Michelle Limbach	236 Kira Hancock	637 Ashley Hancock
	178 Dani Krotz	452 Dani Krotz	229 Shannon Mitchell	625 Michelle Limbach
	156 Kira Hancock	418 Ashley Hancock	228 Ashley Hancock	624 Shannon Mitchell
	155 Shannon Mitchell	402 Shannon Mitchell	226 Tammy Koupal	610 Kira Hancock
	155 Ashley Hancock	373 Shelli Krotz	225 Dani Krotz	607 Tammy Koupal
	153 Shelli Krotz	370 Kira Hancock	219 Shelli Krotz	599 Trish Hancock
	124 Trish Hancock	341 Trish Hancock	210 Trish Hancock	593 Dani Krotz
	120 Tammy Koupal	289 Tammy Koupal	209 Michelle Limbach	571 Shelli Krotz

Local and Bowling Center Awards

Name	USBC ID Number	Award Average	Award Games	G1	G2	G3	Series	Award Score	Award Received
John A. Cornett	1571-7837 USBC	133	57	177	121	134	432	177	175 Game (Local Assoc. Awards)
Brendon G. Head	9726-4316 USBC	86	54	162	88	60	310	310	300 Series (Local Assoc. Awards)
	9726-4316 USBC	86	54	162	88	60	310	162	75 Pins Over Average (Local Assoc. Awards)
	9726-4316 USBC	86	54	162	88	60	310	162	150 Game (Local Assoc. Awards)