

Town & Country 2023-24

Sunday 6:30 pm

Big Apple Fun Center

Lanes 3 - 8

President: John Krotz (308)440-9799

Vice President: Richard Serr (308)440-0152

Secretary/Treasurer: Trish Hancock (308)440-6787

Team Standings

Place	Lane	#	Team Name	Points Won	Points Lost	%Won	Pins + HDCP	Scratch Pins	Avg p/gm	High Game	High Sers	HDCP Game	HDCP Sers
1	5	1	We Attempt	12	4	75.0	48471	30261	530	653	1748	970	2704
2	8	6	Pin Busters	9	7	56.3	47680	27208	477	602	1591	966	2683
3	7	3	Breeze Transport	8	8	50.0	48267	32998	578	687	1868	939	2650
4	3	4	Bat Split Crazy	8	8	50.0	48104	35855	629	749	2031	1005	2799
5	6	5	Kidds Korner	8	8	50.0	47854	33631	590	778	2090	1008	2780
6	4	2	Cruizers	3	13	18.8	47714	34445	604	728	1984	956	2668

Review of Last Week's Bowling.....

Lanes	Team Name	HDCP -1-	HDCP -2-	HDCP -3-	HDCP Total	Last Wk WON	Team Name	HDCP -1-	HDCP -2-	HDCP -3-	HDCP Total	Last Wk WON
3-4	Breeze Transport	911	837	870	2618	3	<---> Kidds Korner	720	755	876	2351	1
5-6	Cruizers	862	802	813	2477	2	<---> Pin Busters	860	867	786	2513	2
7-8	Bat Split Crazy	867	849	835	2551	0	<---> We Attempt	869	851	847	2567	4

Lane Assignments

	3-4	5-6	7-8
Wk20 01/21	4- 2	1- 5	3- 6
Wk21 01/28	1- 3	6- 4	5- 2
Wk22 02/04	5- 6	1- 2	3- 4

Last Week's Top Scores

	Team Scratch Game	Team Scratch Series	Team Handicap Game	Team Handicap Series
	669 Bat Split Crazy	1957 Bat Split Crazy	911 Breeze Transport	2618 Breeze Transport
	661 Breeze Transport	1868 Breeze Transport	876 Kidds Korner	2567 We Attempt
	633 Cruizers	1790 Cruizers	869 We Attempt	2551 Bat Split Crazy
	581 Kidds Korner	1631 We Attempt	867 Bat Split Crazy	2513 Pin Busters
	557 We Attempt	1466 Kidds Korner	867 Pin Busters	2477 Cruizers
	503 Pin Busters	1421 Pin Busters	862 Cruizers	2351 Kidds Korner
	Scratch Game	Scratch Series	Handicap Game	Handicap Series
Men	225 Nick Stockton	584 Nick Stockton	260 Nick Stockton	689 Nick Stockton
	196 Craig Schutt	526 Rich Hancock	247 Craig Schutt	677 Jeff Snodgrass
	192 Rich Hancock	492 Craig Schutt	241 Rich Hancock	673 Rich Hancock
	188 Trevor Hibberd	474 Trevor Hibberd	240 Trevor Hibberd	667 John Cornett
	176 Bryan Hodges	474 David Hibberd	239 Jeff Snodgrass	645 Craig Schutt
	169 David Hibberd	471 Bryan Hodges	236 John Cornett	630 Trevor Hibberd
	159 Richard Serr	445 Richard Serr	227 Keith Koupal	629 Tyler Krotz
	158 John Cornett	433 John Cornett	224 Bryan Hodges	615 Bryan Hodges
	156 Jeff Snodgrass	428 Jeff Snodgrass	219 Tyler Krotz	592 Richard Serr
	150 Keith Koupal	352 Keith Koupal	208 Richard Serr	583 Keith Koupal
Women	211 Michelle Limbach	558 Michelle Limbach	254 Shannon Mitchell	745 Shannon Mitchell
	190 Dani Krotz	517 Shannon Mitchell	247 Kira Hancock	699 Ashley Hancock
	178 Shannon Mitchell	506 Dani Krotz	245 Kim Hodges	697 Kira Hancock
	178 Kim Hodges	477 Ashley Hancock	242 Michelle Limbach	651 Michelle Limbach
	165 Kira Hancock	451 Kira Hancock	238 Ashley Hancock	647 Dani Krotz
	164 Ashley Hancock	415 Shelli Krotz	237 Dani Krotz	610 Shelli Krotz
	150 Shelli Krotz	389 Kim Hodges	217 Trish Hancock	594 Trish Hancock
	132 Trish Hancock	339 Trish Hancock	215 Shelli Krotz	591 Jessica Walker
	101 Jessica Walker	273 Jessica Walker	207 Jessica Walker	590 Kim Hodges
	86 Tammy Koupal	254 Tammy Koupal	189 Tammy Koupal	563 Tammy Koupal

Season High Scores

Team Scratch Game		Team Scratch Series		Team Handicap Game		Team Handicap Series	
778	Kidds Korner	2090	Kidds Korner	1008	Kidds Korner	2799	Bat Split Crazy
749	Bat Split Crazy	2031	Bat Split Crazy	1005	Bat Split Crazy	2780	Kidds Korner
728	Cruizers	1984	Cruizers	970	We Attempt	2704	We Attempt
687	Breeze Transport	1868	Breeze Transport	966	Pin Busters	2683	Pin Busters
653	We Attempt	1748	We Attempt	956	Cruizers	2668	Cruizers
602	Pin Busters	1591	Pin Busters	939	Breeze Transport	2650	Breeze Transport

	Scratch Game	Scratch Series	Handicap Game	Handicap Series
Men	268 David Hibberd	661 David Hibberd	308 David Hibberd	781 David Hibberd
	241 John Krotz	633 Nick Stockton	293 John Cornett	748 John Cornett
	235 Nick Stockton	631 John Krotz	284 Richard Serr	747 Nick Stockton
	234 Rich Hancock	601 Nick Kidd	277 Rich Hancock	733 John Krotz
	233 Richard Serr	581 Rich Hancock	275 John Krotz	729 Bryan Hodges
	232 Nick Kidd	570 Bryan Hodges	273 Nick Stockton	720 Craig Schutt
	219 Bryan Hodges	564 Craig Schutt	272 Bryan Hodges	714 Brendon Head
	216 John Cornett	561 Justin Hodges	266 Craig Schutt	711 Justin Hodges
	214 Craig Schutt	557 Richard Serr	263 Keith Koupal	710 Richard Serr
	209 Justin Hodges	517 John Cornett	260 Justin Hodges	710 Rich Hancock
			260 Brendon Head	
Women	236 Michelle Limbach	627 Michelle Limbach	323 Kira Hancock	814 Kira Hancock
	227 Dani Krotz	568 Dani Krotz	297 Jessica Walker	745 Shannon Mitchell
	215 Kira Hancock	555 Rebecca McPherson	280 Dani Krotz	736 Dani Krotz
	199 Rebecca McPherson	517 Shannon Mitchell	269 Shelli Krotz	728 Shelli Krotz
	194 Jessica Walker	510 Kim Hodges	267 Michelle Limbach	711 Kim Hodges
	193 Shelli Krotz	497 Shelli Krotz	264 Chris Stockton	708 Michelle Limbach
	190 Chris Stockton	490 Kira Hancock	261 Shannon Mitchell	704 Trish Hancock
	182 Shannon Mitchell	478 Cindy Gibbons	254 Trish Hancock	704 Ashley Hancock
	178 Kim Hodges	477 Ashley Hancock	254 Jen Kidd	700 Cindy Gibbons
	173 Ashley Hancock	447 Chris Stockton	251 Ashley Hancock	691 Jen Kidd

Team Rosters

1 - We Attempt

Name	Avg	HDCP	Pins	Gms	High Game	High Sers	HDCP Game	HDCP Sers	Most Improved Avg +/-	To Raise Avg +1	To Drop Avg -1	Weekly Over Avg Series Avg +/-
Ashley K. Hancock	137	73	7028	51	173	477	251	704	134 +3.80	424	369	477 - 408=69
Dani Krotz	163	47	9325	57	227	568	280	736	159 +4.60	515	454	506 - 489=17
Tyler J. Krotz	68	142	3922	57	100	249	246	675	67 +1.81	218	157	203 - 204=-1
Richard M. Serr	161	49	9181	57	233	557	284	710	159 +2.07	539	478	445 - 483=-38

2 - Cruizers

Name	Avg	HDCP	Pins	Gms	High Game	High Sers	HDCP Game	HDCP Sers	Most Improved Avg +/-	To Raise Avg +1	To Drop Avg -1	Weekly Over Avg Series Avg +/-
Trish R. Hancock	124	86	6732	54	168	440	254	704	126 -1.33	393	335	339 - 375=-36
Shelli Krotz	144	66	7815	54	193	497	269	728	137 +7.72	450	392	415 - 435=-20
Tristan F. Ragland	152	58	2749	18	189	487	253	665		464	442	
John L. Krotz	180	30	9720	54	241	631	275	733	184 -4.00	597	539	
Rich Hancock	163	47	4565	28	234	581	277	710	166 -2.96	519	487	526 - 483=43

3 - Breeze Transport

Name	Avg	HDCP	Pins	Gms	High Game	High Sers	HDCP Game	HDCP Sers	Most Improved Avg +/-	To Raise Avg +1	To Drop Avg -1	Weekly Over Avg Series Avg +/-
Chris M. Stockton	132	78	6351	48	190	447	264	690	131 +1.31	432	380	
Shannon L. Mitchell	136	74	7100	52	182	517	261	745	129 +7.54	435	379	517 - 402=115
John A. Cornett	133	77	7606	57	216	517	293	748	137 -3.56	434	373	433 - 396=37
Nick J. Stockton	176	34	9513	54	235	633	273	747	171 +5.17	576	518	584 - 525=59
James M. Crown	142	68	2428	17	180	487	242	673		432	411	334 - 447=-113

Town & Country 2023-24

4 - Bat Split Crazy

<u>Name</u>	<u>Avg</u>	<u>HDCP</u>	<u>Pins</u>	<u>Gms</u>	<u>High Game</u>	<u>High Sers</u>	<u>HDCP Game</u>	<u>HDCP Sers</u>	<u>Most Improved Avg +/-</u>	<u>To Raise Avg +1</u>	<u>To Drop Avg -1</u>	<u>Weekly Over Avg Series Avg +/-</u>
Chris Flodine	133	77	4409	33	181	451	259	694	132 +1.61	415	378	
Kira L. Hancock	130	80	4292	33	215	490	323	814	131 -0.94	424	387	451 - 384=-67
Cindy Gibbons	144	66	6060	42	170	478	242	700	136 +8.29	465	419	
Michelle L. Limbach	180	30	9730	54	236	627	267	708	182 -1.81	587	529	558 - 537=21
David D. Hibberd	176	34	10081	57	268	661	308	781	178 -1.14	539	478	474 - 531=-57

5 - Kidds Korner

<u>Name</u>	<u>Avg</u>	<u>HDCP</u>	<u>Pins</u>	<u>Gms</u>	<u>High Game</u>	<u>High Sers</u>	<u>HDCP Game</u>	<u>HDCP Sers</u>	<u>Most Improved Avg +/-</u>	<u>To Raise Avg +1</u>	<u>To Drop Avg -1</u>	<u>Weekly Over Avg Series Avg +/-</u>
Kim L. Hodges	142	68	5131	36	178	510	245	711	143 -0.47	446	406	389 - 429=-40
Bryan L. Hodges	162	48	8272	51	219	570	272	729	157 +5.20	530	475	471 - 486=-15
Tammy Koupal	104	106	2512	24	144	374	244	689	107 -2.33	323	295	254 - 321=-67
Justin M. Hodges	161	49	3235	20	209	561	260	711		491	467	
Keith D. Koupal	131	79	4350	33	179	440	263	682	131 +0.82	402	365	352 - 399=-47
Jen Kidd	123	87	2961	24	166	427	254	691	124 -0.63	387	359	
Nick Kidd	185	25	5568	30	232	601	259	673	186 -0.40	570	536	

6 - Pin Busters

<u>Name</u>	<u>Avg</u>	<u>HDCP</u>	<u>Pins</u>	<u>Gms</u>	<u>High Game</u>	<u>High Sers</u>	<u>HDCP Game</u>	<u>HDCP Sers</u>	<u>Most Improved Avg +/-</u>	<u>To Raise Avg +1</u>	<u>To Drop Avg -1</u>	<u>Weekly Over Avg Series Avg +/-</u>
Jessica F. Walker	103	107	5604	54	194	381	297	690	110 -6.22	324	266	273 - 312=-39
Jeff D. Snodgrass	128	82	6928	54	165	442	250	694	125 +3.30	425	367	428 - 381=47
Craig A. Schutt	160	50	9123	57	214	564	266	720	164 -3.95	537	476	492 - 477=15
Brendon G. Head	86	124	4683	54	132	339	260	714	84 +2.72	276	218	

Temporary Substitutes

 **Men**

<u>Name</u>	<u>Avg</u>	<u>HDCP</u>	<u>Pins</u>	<u>Gms</u>	<u>High Game</u>	<u>High Sers</u>	<u>HDCP Game</u>	<u>HDCP Sers</u>	<u>Most Improved Avg +/-</u>	<u>To Raise Avg +1</u>	<u>To Drop Avg -1</u>	<u>Weekly Over Avg Series Avg +/-</u>
Trevor D. Hibberd	158	52	474	3	188	474	240	630		480	473	474 - 474=0
Allen S. Noltersmeier	bk129	81	443	3	166	443	247	686		445	438	
Joshua Ragland	118	92	355	3	124	355	216	631		359	352	

 **Women**

<u>Name</u>	<u>Avg</u>	<u>HDCP</u>	<u>Pins</u>	<u>Gms</u>	<u>High Game</u>	<u>High Sers</u>	<u>HDCP Game</u>	<u>HDCP Sers</u>	<u>Most Improved Avg +/-</u>	<u>To Raise Avg +1</u>	<u>To Drop Avg -1</u>	<u>Weekly Over Avg Series Avg +/-</u>
Janet E. Anderson	bk121	89	372	3	131	372	220	639		378	371	
Angie C. Hauserman	bk130	80	363	3	131	363	211	603		369	362	
Kattie L. Johnson	bk131	79	362	3	134	362	213	599		364	357	
Karen L. Lopez	145	65	436	3	156	436	221	631		440	433	
Rebecca L. McPherson	185	25	555	3	199	555	224	630		561	554	

Individual High Averages

Men		Women	
185.60	Nick Kidd	180.19	Michelle Limbach
180.00	John Krotz	163.60	Dani Krotz
176.86	David Hibberd	144.72	Shelli Krotz
176.17	Nick Stockton	144.29	Cindy Gibbons
163.04	Rich Hancock	142.53	Kim Hodges
162.20	Bryan Hodges	137.80	Ashley Hancock
161.07	Richard Serr	136.54	Shannon Mitchell
160.05	Craig Schutt	132.31	Chris Stockton
133.61	Chris Flodine	130.06	Kira Hancock
133.44	John Cornett	124.67	Trish Hancock

Most Improved Average

Men	157 to 162.20 = +5.20 Bryan Hodges	171 to 176.17 = +5.17 Nick Stockton	125 to 128.30 = +3.30 Jeff Snodgrass
	84 to 86.72 = +2.72 Brendon Head	159 to 161.07 = +2.07 Richard Serr	67 to 68.81 = +1.81 Tyler Krotz
Women	136 to 144.29 = +8.29 Cindy Gibbons	137 to 144.72 = +7.72 Shelli Krotz	129 to 136.54 = +7.54 Shannon Mitchell
	159 to 163.60 = +4.60 Dani Krotz	134 to 137.80 = +3.80 Ashley Hancock	131 to 132.31 = +1.31 Chris Stockton

Most Un-Improved Averages

Men	184 to 180.00 = -4.00 John Krotz	164 to 160.05 = -3.95 Craig Schutt	137 to 133.44 = -3.56 John Cornett
	166 to 163.04 = -2.96 Rich Hancock	178 to 176.86 = -1.14 David Hibberd	186 to 185.60 = -0.40 Nick Kidd
Women	110 to 103.78 = -6.22 Jessica Walker	107 to 104.67 = -2.33 Tammy Koupal	182 to 180.19 = -1.81 Michelle Limbach
	126 to 124.67 = -1.33 Trish Hancock	131 to 130.06 = -0.94 Kira Hancock	124 to 123.38 = -0.63 Jen Kidd

Town & Country 2023-24

Big Apple Fun Center

Reprint of Scores -- Week 19

Lane 3 3 - Breeze Transport Week 19 1/14/2024

Name	Old	Old	HDCP				
	Avg	HDCP	-1-	-2-	-3-	Total	Total
Shannon L. Mitchell	134	76	178	166	173	517	745
John A. Cornett	132	78	158	138	137	433	667
Nick J. Stockton	175	35	225	177	182	584	689
James M. Crown	149	61	100	106	128	334	517
			====	====	====	====	====
Scratch Total			661	587	620	1868	1868
Handicap			250	250	250		750
Total			911	837	870	1868	2618
Team Points Won			1.0	1.0	0.0	3.0	3.0

Lane 4 5 - Kidds Korner Week 19 1/14/2024

Name	Old	Old	HDCP				
	Avg	HDCP	-1-	-2-	-3-	Total	Total
Kim L. Hodges	143	67	100	111	178	389	590
Bryan L. Hodges	162	48	127	176	168	471	615
Tammy Koupal	107	103	83	86	85	254	563
Keith D. Koupal	133	77	115	87	150	352	583
			====	====	====	====	====
Scratch Total			425	460	581	1466	1466
Handicap			295	295	295		885
Total			720	755	876	1466	2351
Team Points Won			0.0	0.0	1.0	1.0	1.0

Lane 5 2 - Cruizers Week 19 1/14/2024

Name	Old	Old	HDCP				
	Avg	HDCP	-1-	-2-	-3-	Total	Total
Trish R. Hancock	125	85	132	109	98	339	594
Shelli Krotz	145	65	139	126	150	415	610
John L. Krotz	180	30	a170	a170	a170	510	600
Rich Hancock	161	49	192	168	166	526	673
			====	====	====	====	====
Scratch Total			633	573	584	1790	1790
Handicap			229	229	229		687
Total			862	802	813	1790	2477
Team Points Won			1.0	0.0	1.0	2.0	2.0

Lane 6 6 - Pin Busters Week 19 1/14/2024

Name	Old	Old	HDCP				
	Avg	HDCP	-1-	-2-	-3-	Total	Total
Jessica F. Walker	104	106	87	85	101	273	591
Jeff D. Snodgrass	127	83	137	156	135	428	677
Craig A. Schutt	159	51	196	186	110	492	645
Brendon G. Head	86	124	a76	a76	a76	228	600
			====	====	====	====	====
Scratch Total			496	503	422	1421	1421
Handicap			364	364	364		1092
Total			860	867	786	1421	2513
Team Points Won			0.0	1.0	0.0	2.0	2.0

Lane 7 4 - Bat Split Crazy Week 19 1/14/2024

Name	Old	Old	HDCP				
	Avg	HDCP	-1-	-2-	-3-	Total	Total
Kira L. Hancock	128	82	165	145	141	451	697
Trevor D. Hibberd	158	52	136	150	188	474	630
David D. Hibberd	177	33	157	169	148	474	573
Michelle L. Limbach	179	31	211	187	160	558	651
			====	====	====	====	====
Scratch Total			669	651	637	1957	1957
Handicap			198	198	198		594
Total			867	849	835	1957	2551
Team Points Won			0.0	0.0	0.0	0.0	0.0

Lane 8 1 - We Attempt Week 19 1/14/2024

Name	Old	Old	HDCP				
	Avg	HDCP	-1-	-2-	-3-	Total	Total
Ashley K. Hancock	136	74	160	164	153	477	699
Dani Krotz	163	47	190	161	155	506	647
Tyler J. Krotz	68	142	77	58	68	203	629
Richard M. Serr	161	49	130	156	159	445	592
			====	====	====	====	====
Scratch Total			557	539	535	1631	1631
Handicap			312	312	312		936
Total			869	851	847	1631	2567
Team Points Won			1.0	1.0	1.0	4.0	4.0

Town & Country 2023-24

Big Apple Fun Center

* Bowlers listed must have a minimum of 1 games.

Change in Average

Name	-----Old-----		Old					---Average Change---			Weekly Over Avg
	Pins	Games	Avg	-1-	-2-	-3-	Total	New	Old	---> +/-	Series Avg +/-
Janet E. Anderson	372	3	bk121				0	124.00	- 124.00	= 0.00	
John A. Cornett	7173	54	132	158	138	137	433	133.44	- 132.83	= 0.61	433 - 396=37
James M. Crown	2094	14	149	100	106	128	334	142.82	- 149.57	= -6.75	334 - 447=-113
Chris Flodine	4409	33	133				0	133.61	- 133.61	= 0.00	
Cindy Gibbons	6060	42	144				0	144.29	- 144.29	= 0.00	
Ashley K. Hancock	6551	48	136	160	164	153	477	137.80	- 136.48	= 1.32	477 - 408=69
Kira L. Hancock	3841	30	128	165	145	141	451	130.06	- 128.03	= 2.03	451 - 384=67
Rich Hancock	4039	25	161	192	168	166	526	163.04	- 161.56	= 1.48	526 - 483=43
Trish R. Hancock	6393	51	125	132	109	98	339	124.67	- 125.35	= -0.69	339 - 375=-36
Angie C. Hauserman	363	3	bk130				0	121.00	- 121.00	= 0.00	
Brendon G. Head	4683	54	86	a76	a76	a76	228	86.72	- 86.72	= 0.00	
David D. Hibberd	9607	54	177	157	169	148	474	176.86	- 177.91	= -1.05	474 - 531=-57
Trevor D. Hibberd	0	0	158	136	150	188	474	158.00	- 0.00	= 158.00	474 - 474=0
Bryan L. Hodges	7801	48	162	127	176	168	471	162.20	- 162.52	= -0.32	471 - 486=-15
Justin M. Hodges	3235	20	161				0	161.75	- 161.75	= 0.00	
Kim L. Hodges	4742	33	143	100	111	178	389	142.53	- 143.70	= -1.17	389 - 429=-40
Kattie L. Johnson	362	3	bk131				0	120.67	- 120.67	= 0.00	
Jen Kidd	2961	24	123				0	123.38	- 123.38	= 0.00	
Nick Kidd	5568	30	185				0	185.60	- 185.60	= 0.00	
Keith D. Koupal	3998	30	133	115	87	150	352	131.82	- 133.27	= -1.45	352 - 399=-47
Tammy Koupal	2258	21	107	83	86	85	254	104.67	- 107.52	= -2.86	254 - 321=-67
Dani Krotz	8819	54	163	190	161	155	506	163.60	- 163.31	= 0.28	506 - 489=17
John L. Krotz	9720	54	180	a170	a170	a170	510	180.00	- 180.00	= 0.00	
Shelli Krotz	7400	51	145	139	126	150	415	144.72	- 145.10	= -0.38	415 - 435=-20
Tyler J. Krotz	3719	54	68	77	58	68	203	68.81	- 68.87	= -0.06	203 - 204=-1
Michelle L. Limbach	9172	51	179	211	187	160	558	180.19	- 179.84	= 0.34	558 - 537=21
Karen L. Lopez	436	3	145				0	145.33	- 145.33	= 0.00	
Rebecca L. McPherson	555	3	185				0	185.00	- 185.00	= 0.00	
Shannon L. Mitchell	6583	49	134	178	166	173	517	136.54	- 134.35	= 2.19	517 - 402=115
Allen S. Noltersmeier	443	3	bk129				0	147.67	- 147.67	= 0.00	
Joshua Ragland	355	3	118				0	118.33	- 118.33	= 0.00	
Tristan F. Ragland	2749	18	152				0	152.72	- 152.72	= 0.00	
Craig A. Schutt	8631	54	159	196	186	110	492	160.05	- 159.83	= 0.22	492 - 477=15
Richard M. Serr	8736	54	161	130	156	159	445	161.07	- 161.78	= -0.71	445 - 483=-38
Jeff D. Snodgrass	6500	51	127	137	156	135	428	128.30	- 127.45	= 0.85	428 - 381=47
Chris M. Stockton	6351	48	132				0	132.31	- 132.31	= 0.00	
Nick J. Stockton	8929	51	175	225	177	182	584	176.17	- 175.08	= 1.09	584 - 525=59

Town & Country 2023-24

<u>Name</u>	<u>-----Old-----</u>		<u>Old</u>	<u>-1-</u>	<u>-2-</u>	<u>-3-</u>	<u>Total</u>	<u>---Average Change---</u>			<u>Weekly Over Avg</u>	
	<u>Pins</u>	<u>Games</u>	<u>Avg</u>					<u>New - Old</u>	<u>---> +/-</u>		<u>Series Avg +/-</u>	
Jessica F. Walker	5331	51	104	87	85	101	273	103.78	-	104.53	= -0.75	273 - 312=-39

Town & Country 2023-24

Big Apple Fun Center

* Bowlers listed must have a minimum of 1 games.

High Average Listing

	<u>Name</u>	<u>True Average</u>	<u>Pins</u>	<u>Gms</u>	<u>To Raise Avg +1</u>	<u>To Drop Avg -1</u>
1	Nick Kidd	185.60	5568	30	570	536
2	Rebecca L. McPherson	185.00	555	3	561	554
3	Michelle L. Limbach	180.19	9730	54	587	529
4	John L. Krotz	180.00	9720	54	597	539
5	David D. Hibberd	176.86	10081	57	539	478
6	Nick J. Stockton	176.17	9513	54	576	518
7	Dani Krotz	163.60	9325	57	515	454
8	Rich Hancock	163.04	4565	28	519	487
9	Bryan L. Hodges	162.20	8272	51	530	475
10	Justin M. Hodges	161.75	3235	20	491	467
11	Richard M. Serr	161.07	9181	57	539	478
12	Craig A. Schutt	160.05	9123	57	537	476
13	Trevor D. Hibberd	158.00	474	3	480	473
14	Tristan F. Ragland	152.72	2749	18	464	442
15	Allen S. Noltersmeier	147.67	443	3	445	438
16	Karen L. Lopez	145.33	436	3	440	433
17	Shelli Krotz	144.72	7815	54	450	392
18	Cindy Gibbons	144.29	6060	42	465	419
19	James M. Crown	142.82	2428	17	432	411
20	Kim L. Hodges	142.53	5131	36	446	406
21	Ashley K. Hancock	137.80	7028	51	424	369
22	Shannon L. Mitchell	136.54	7100	52	435	379
23	Chris Flodine	133.61	4409	33	415	378
24	John A. Cornett	133.44	7606	57	434	373
25	Chris M. Stockton	132.31	6351	48	432	380
26	Keith D. Koupal	131.82	4350	33	402	365
27	Kira L. Hancock	130.06	4292	33	424	387
28	Jeff D. Snodgrass	128.30	6928	54	425	367
29	Trish R. Hancock	124.67	6732	54	393	335
30	Janet E. Anderson	124.00	372	3	378	371
31	Jen Kidd	123.38	2961	24	387	359
32	Angie C. Hauserman	121.00	363	3	369	362
33	Kattie L. Johnson	120.67	362	3	364	357
34	Joshua Ragland	118.33	355	3	359	352
35	Tammy Koupal	104.67	2512	24	323	295
36	Jessica F. Walker	103.78	5604	54	324	266
37	Brendon G. Head	86.72	4683	54	276	218
38	Tyler J. Krotz	68.81	3922	57	218	157

Town & Country 2023-24

Big Apple Fun Center

* Bowlers listed must have a minimum of 22 games.

Note: This report includes information through January 14 which is Week 19 of 31

Most Improved Averages

Name	True Average	Most Improved Avg	+/-	Name	True Average	Most Improved Avg	+/-
Cindy Gibbons	144.29	136	+8.29	Nick Kidd	185.60	186	-0.40
Shelli Krotz	144.72	137	+7.72	Kim L. Hodges	142.53	143	-0.47
Shannon L. Mitchell	136.54	129	+7.54	Jen Kidd	123.38	124	-0.63
Bryan L. Hodges	162.20	157	+5.20	Kira L. Hancock	130.06	131	-0.94
Nick J. Stockton	176.17	171	+5.17	David D. Hibberd	176.86	178	-1.14
Dani Krotz	163.60	159	+4.60	Trish R. Hancock	124.67	126	-1.33
Ashley K. Hancock	137.80	134	+3.80	Michelle L. Limbach	180.19	182	-1.81
Jeff D. Snodgrass	128.30	125	+3.30	Tammy Koupal	104.67	107	-2.33
Brendon G. Head	86.72	84	+2.72	Rich Hancock	163.04	166	-2.96
Richard M. Serr	161.07	159	+2.07	John A. Cornett	133.44	137	-3.56
Tyler J. Krotz	68.81	67	+1.81	Craig A. Schutt	160.05	164	-3.95
Chris Flodine	133.61	132	+1.61	John L. Krotz	180.00	184	-4.00
Chris M. Stockton	132.31	131	+1.31	Jessica F. Walker	103.78	110	-6.22
Keith D. Koupal	131.82	131	+0.82				

Town & Country 2023-24

Big Apple Fun Center

* Bowlers listed must have a minimum of 1 games.

Most Pins Over Average

Name	-----Old-----		Old					---Average Change---			Weekly Over Avg
	Pins	Games	Avg	-1-	-2-	-3-	Total	New - Old	---> +/-	Series Avg +/-	
Shannon L. Mitchell	6583	49	134	178	166	173	517	136.54	- 134.35	= 2.19	517 - 402=115
Ashley K. Hancock	6551	48	136	160	164	153	477	137.80	- 136.48	= 1.32	477 - 408=69
Kira L. Hancock	3841	30	128	165	145	141	451	130.06	- 128.03	= 2.03	451 - 384=67
Nick J. Stockton	8929	51	175	225	177	182	584	176.17	- 175.08	= 1.09	584 - 525=59
Jeff D. Snodgrass	6500	51	127	137	156	135	428	128.30	- 127.45	= 0.85	428 - 381=47
Rich Hancock	4039	25	161	192	168	166	526	163.04	- 161.56	= 1.48	526 - 483=43
John A. Cornett	7173	54	132	158	138	137	433	133.44	- 132.83	= 0.61	433 - 396=37
Michelle L. Limbach	9172	51	179	211	187	160	558	180.19	- 179.84	= 0.34	558 - 537=21
Dani Krotz	8819	54	163	190	161	155	506	163.60	- 163.31	= 0.28	506 - 489=17
Craig A. Schutt	8631	54	159	196	186	110	492	160.05	- 159.83	= 0.22	492 - 477=15
Trevor D. Hibberd	0	0	158	136	150	188	474	158.00	- 0.00	= 158.00	474 - 474=0
Tyler J. Krotz	3719	54	68	77	58	68	203	68.81	- 68.87	= -0.06	203 - 204=-1
Bryan L. Hodges	7801	48	162	127	176	168	471	162.20	- 162.52	= -0.32	471 - 486=-15
Shelli Krotz	7400	51	145	139	126	150	415	144.72	- 145.10	= -0.38	415 - 435=-20
Trish R. Hancock	6393	51	125	132	109	98	339	124.67	- 125.35	= -0.69	339 - 375=-36
Richard M. Serr	8736	54	161	130	156	159	445	161.07	- 161.78	= -0.71	445 - 483=-38
Jessica F. Walker	5331	51	104	87	85	101	273	103.78	- 104.53	= -0.75	273 - 312=-39
Kim L. Hodges	4742	33	143	100	111	178	389	142.53	- 143.70	= -1.17	389 - 429=-40
Keith D. Koupal	3998	30	133	115	87	150	352	131.82	- 133.27	= -1.45	352 - 399=-47
David D. Hibberd	9607	54	177	157	169	148	474	176.86	- 177.91	= -1.05	474 - 531=-57
Tammy Koupal	2258	21	107	83	86	85	254	104.67	- 107.52	= -2.86	254 - 321=-67
James M. Crown	2094	14	149	100	106	128	334	142.82	- 149.57	= -6.75	334 - 447=-113

Town & Country 2023-24

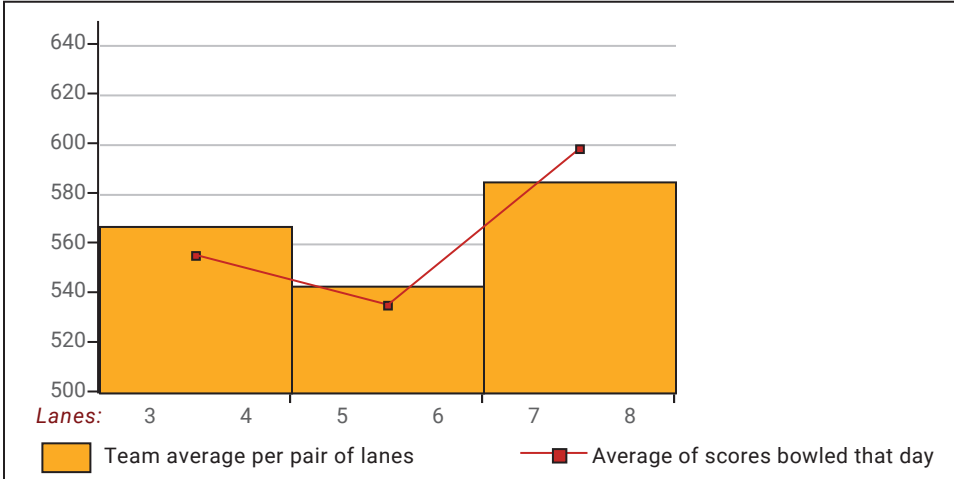
Big Apple Fun Center

This report is for scores bowled January 14 which is Week 19 of 31

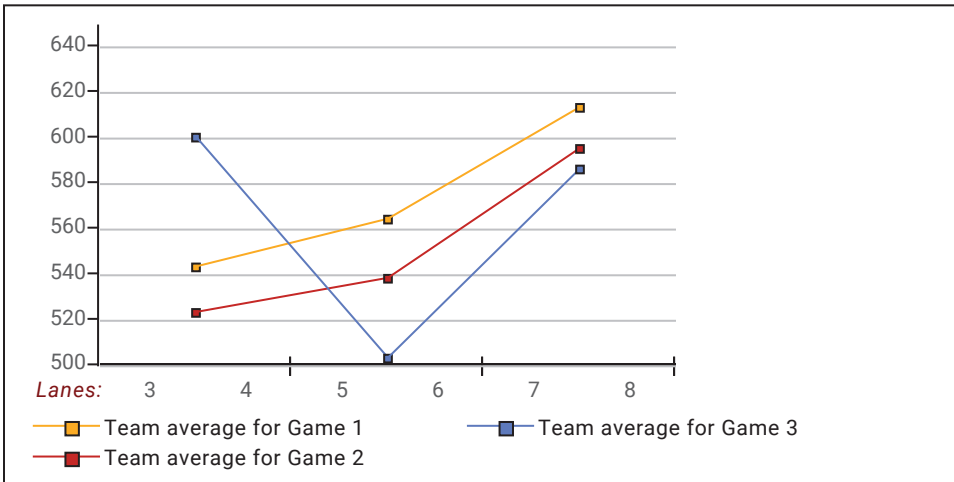
This Week's Statistics

	Over All	Men	Women
How many people bowled	22	12	10
Number of games bowled	66	36	30
Actual average of week's scores	142.35	144.89	139.30
How many games above average	34	19	15
How many games below average	31	16	15
Pins above/below average per game	0.17	-2.11	2.90
How many people raised average by this amount	10 1.04	5 0.85	5 1.23
How many people went down by this amount	12 -1.51	7 -1.76	5 -1.17
League average before bowling	142.68	147.56	136.82
League average after bowling	142.32	146.88	136.85
Change in league average	-0.35	-0.68	0.03
800s	--	--	--
775s	--	--	--
750s	--	--	--
725s	--	--	--
700s	--	--	--
675s	--	--	--
650s	--	--	--
625s	--	--	--
600s	--	--	--
575s	1	1	--
550s	1	--	1
525s	1	1	--
500s	2	--	2
475s	2	1	1
450s	4	3	1
425s	3	3	--
400s	1	--	1
below 400	7	3	4
300s	--	--	--
275s	--	--	--
250s	--	--	--
225s	1	1	--
200s	1	--	1
175s	11	7	4
150s	21	11	10
125s	14	9	5
100s	8	4	4
below 100	10	4	6

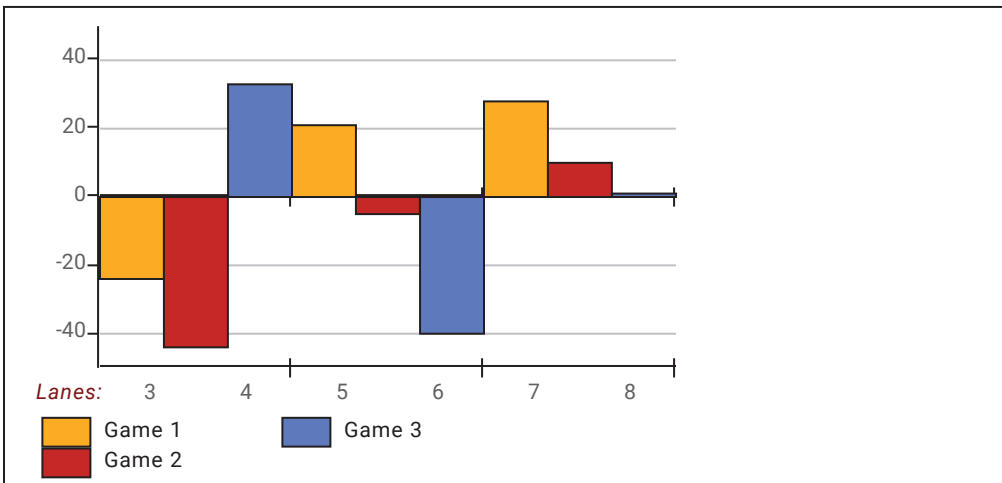
Team Average vs Avg of Scores



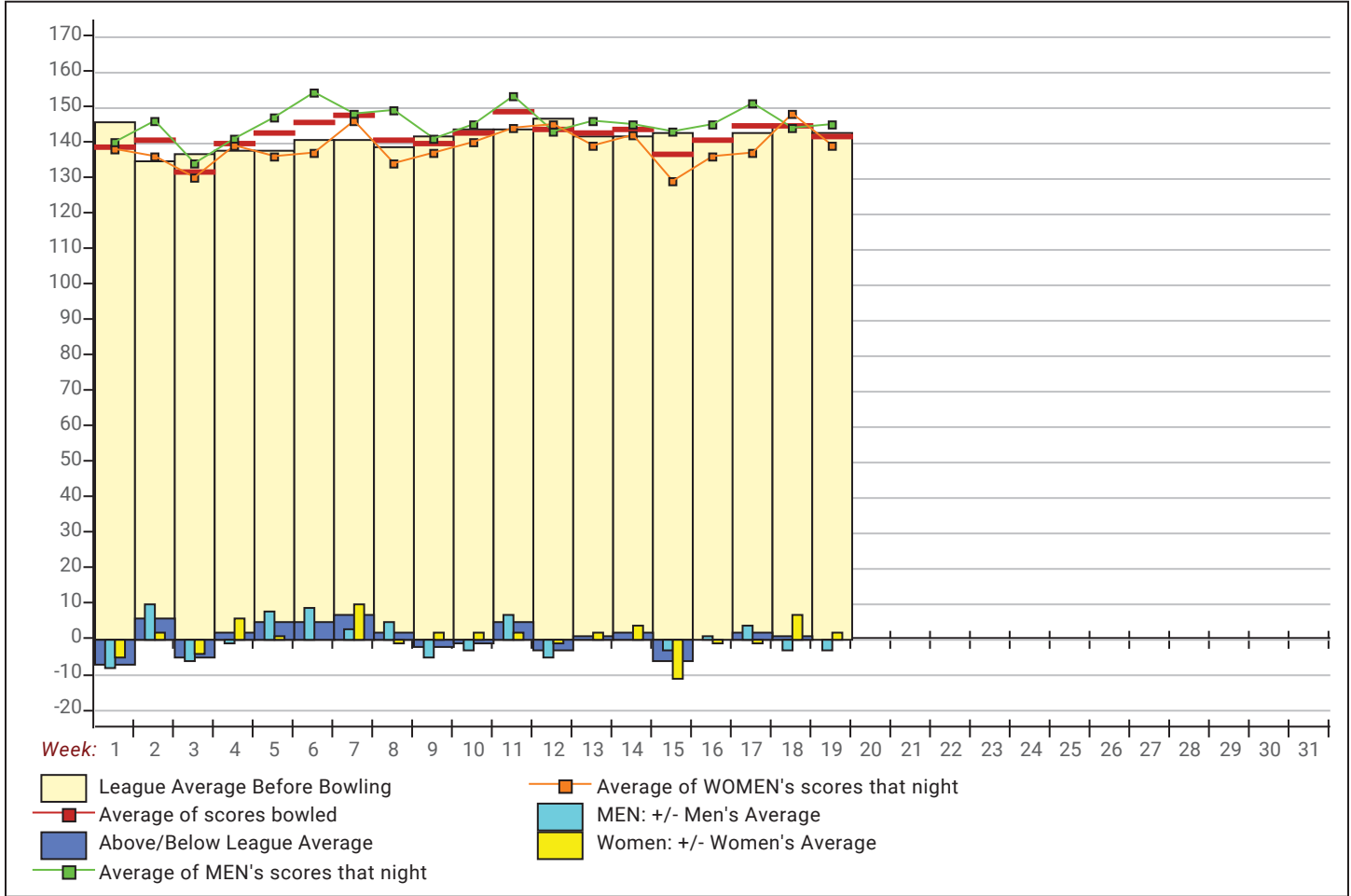
Average of Scores for Each Game



Amount Over/Under Team Average



League Average Week-by-Week



League Average Statistics for Last Week

	League	Right Hand	Left Hand	Men (Lft+Rt)	Women (Lft+Rt)
League Average Before Bowling	142.68	142.68		147.56	136.82
Average of scores bowled that night	142.35	142.35		144.89	139.30
New League Average After Bowling	142.32	142.32		146.88	136.85
Change in League Average	-.35	-.35		-.68	.03
People Who Bowled Over Average	10	10		5	5
People Who Bowled Under Average	12	12		7	5
Average Amount of Series Over Avg	49.00	49.00		40.20	57.80
Average Amount of Series Under Avg	-39.92	-39.92		-39.57	-40.40
Difference Avg, NiteAvg	.17	.17		-2.11	2.90
Number of Bowlers	22	22		12	10
Number of Games Bowled	66	66		36	30
People Who Raised Their Average	10	10		5	5
Raised By an Average of This Amount	1.04	1.04		.85	1.23
People Who Lowered Their Average	12	12		7	5
Lowered By an Average of This Amou	-1.51	-1.51		-1.76	-1.17
Number of Games Bowled Over Avera	34	34		19	15
Number of Games Bowled Under Avera	31	31		16	15

Note: Averages are based only on people who bowled.

Press Release -- 1/14/2024

1/14/2024 Week 19 of 31

Town & Country 2023-24

Sunday 6:30 pm

Big Apple Fun Center

Lanes 3 - 8

Team Standings

Place	Team Name	Avg p/gm	Points Won	Points Lost	Year-To-Date WON	Y-T-D LOST
1	We Attempt	530	12	4	46	30
2	Pin Busters	477	9	7	30	46
3	Breeze Transport	578	8	8	44	32
4	Bat Split Crazy	629	8	8	40	36
5	Kidds Korner	590	8	8	40	36
6	Cruizers	604	3	13	29	47

*** Although not shown, standings are determined by points only for the current split

Last Week's Top Scores

	Scratch Game	Scratch Series	Handicap Game	Handicap Series
Men	225 Nick Stockton	584 Nick Stockton	260 Nick Stockton	689 Nick Stockton
	196 Craig Schutt	526 Rich Hancock	247 Craig Schutt	677 Jeff Snodgrass
	192 Rich Hancock	492 Craig Schutt	241 Rich Hancock	673 Rich Hancock
	188 Trevor Hibberd	474 Trevor Hibberd	240 Trevor Hibberd	667 John Cornett
	176 Bryan Hodges	474 David Hibberd	239 Jeff Snodgrass	645 Craig Schutt
	169 David Hibberd	471 Bryan Hodges	236 John Cornett	630 Trevor Hibberd
	159 Richard Serr	445 Richard Serr	227 Keith Koupal	629 Tyler Krotz
	158 John Cornett	433 John Cornett	224 Bryan Hodges	615 Bryan Hodges
	156 Jeff Snodgrass	428 Jeff Snodgrass	219 Tyler Krotz	592 Richard Serr
	150 Keith Koupal	352 Keith Koupal	208 Richard Serr	583 Keith Koupal
Women	211 Michelle Limbach	558 Michelle Limbach	254 Shannon Mitchell	745 Shannon Mitchell
	190 Dani Krotz	517 Shannon Mitchell	247 Kira Hancock	699 Ashley Hancock
	178 Shannon Mitchell	506 Dani Krotz	245 Kim Hodges	697 Kira Hancock
	178 Kim Hodges	477 Ashley Hancock	242 Michelle Limbach	651 Michelle Limbach
	165 Kira Hancock	451 Kira Hancock	238 Ashley Hancock	647 Dani Krotz
	164 Ashley Hancock	415 Shelli Krotz	237 Dani Krotz	610 Shelli Krotz
	150 Shelli Krotz	389 Kim Hodges	217 Trish Hancock	594 Trish Hancock
	132 Trish Hancock	339 Trish Hancock	215 Shelli Krotz	591 Jessica Walker
	101 Jessica Walker	273 Jessica Walker	207 Jessica Walker	590 Kim Hodges
	86 Tammy Koupal	254 Tammy Koupal	189 Tammy Koupal	563 Tammy Koupal

Local and Bowling Center Awards

Name	USBC ID Number	Award Average	Award Games	G1	G2	G3	Series	Award Score	Award Received
Shannon L. Mitchell	4132-1049 USBC	134	49	178	166	173	517	517	500 Series (Local Assoc. Awards)
	4132-1049 USBC	134	49	178	166	173	517	178	175 Game (Local Assoc. Awards)
Nick J. Stockton	1494-2685 USBC	175	51	225	177	182	584	225	225 Game (Local Assoc. Awards)