

Town & Country 2024-25

Sunday 6:30 pm

Big Apple Fun Center

Lanes 3 - 8

President: John Krotz (308)440-9799

Vice President: Richard Serr (308)440-0152

Secretary/Treasurer: Trish Hancock (308)440-6787

Team Standings

Place	#	Team Name	Points Won	Points Lost	%Won	Pins + HDCP	Scratch Pins	Avg p/gm	High Game	High Sers	HDCP Game	HDCP Sers
1	3	We Attempt	10	2	83.3	45307	28369	525	632	1666	939	2602
2	2	Breeze Transport	7	5	58.3	45839	31910	590	736	1889	1002	2685
3	5	Pin Busters	6	6	50.0	46009	27814	515	619	1656	955	2649
4	1	Kidds Korner	6	6	50.0	45902	34634	641	749	2143	928	2680
5	6	Cruizers	5	7	41.7	45589	33085	612	710	1996	981	2734
6	4	Bye Team	2	10		0	0		0	0	0	0

Review of Last Week's Bowling.....

Lanes	Team Name	HDCP -1-	HDCP -2-	HDCP -3-	HDCP Total	Last Wk WON	Team Name	HDCP -1-	HDCP -2-	HDCP -3-	HDCP Total	Last Wk WON
3-4	Breeze Transport	851	890	827	2568	3	<---> Kidds Korner	811	855	875	2541	1
5-6	Bye Team	0	0	0	0	0	<---> We Attempt	827	834	810	2471	4
7-8	Cruizers	906	884	832	2622	3	<---> Pin Busters	862	815	870	2547	1

Lane Assignments

	3-4	5-6	7-8
Wk19 01/19	3- 5	2- 6	4- 1
Wk20 01/26	4- 2	1- 5	3- 6
Wk21 02/02	1- 3	6- 4	5- 2

Last Week's Top Scores

	Team Scratch Game	Team Scratch Series	Team Handicap Game	Team Handicap Series
	689 Cruizers	1971 Cruizers	906 Cruizers	2622 Cruizers
	663 Kidds Korner	1905 Kidds Korner	890 Breeze Transport	2568 Breeze Transport
	636 Breeze Transport	1806 Breeze Transport	875 Kidds Korner	2547 Pin Busters
	544 Pin Busters	1569 Pin Busters	870 Pin Busters	2541 Kidds Korner
	522 We Attempt	1535 We Attempt	834 We Attempt	2471 We Attempt
	Scratch Game	Scratch Series	Handicap Game	Handicap Series
Men	237 John Krotz	594 John Krotz	266 John Krotz	703 James Crown
	224 Bryan Hodges	577 Bryan Hodges	261 Bryan Hodges	694 Rich Hancock
	206 Rich Hancock	565 Rich Hancock	257 Jeff Snodgrass	693 Keith Koupal
	200 James Crown	535 James Crown	256 James Crown	688 Bryan Hodges
	180 Craig Schutt	492 Craig Schutt	249 Rich Hancock	686 Jeff Snodgrass
	177 Richard Serr	490 Richard Serr	247 Keith Koupal	681 John Krotz
	173 Nick Kidd	483 Nick Kidd	227 Craig Schutt	637 Richard Serr
	172 Jeff Snodgrass	467 Nick Stockton	226 Richard Serr	633 Craig Schutt
	167 Keith Koupal	453 Keith Koupal	223 Tyler Krotz	626 Brendon Head
	164 Nick Stockton	431 Jeff Snodgrass	217 Brendon Head	610 Tyler Krotz
Women	154 Shannon Mitchell	433 Ashley Hancock	227 Shannon Mitchell	643 Ashley Hancock
	151 Kim Hodges	419 Shannon Mitchell	224 Kim Hodges	638 Shannon Mitchell
	151 Ashley Hancock	408 Shelli Krotz	223 Trish Hancock	635 Trish Hancock
	146 Trish Hancock	404 Trish Hancock	221 Ashley Hancock	625 Chris Stockton
	145 Shelli Krotz	398 Dani Krotz	218 Chris Stockton	612 Shelli Krotz
	144 Dani Krotz	392 Kim Hodges	213 Shelli Krotz	611 Kim Hodges
	138 Chris Stockton	385 Chris Stockton	205 Jessica Walker	602 Jessica Walker
	107 Jessica Walker	308 Jessica Walker	205 Dani Krotz	581 Dani Krotz

Season High Scores

Team Scratch Game		Team Scratch Series		Team Handicap Game		Team Handicap Series	
749	Kidds Korner	2143	Kidds Korner	1002	Breeze Transport	2734	Cruizers
736	Breeze Transport	1996	Cruizers	981	Cruizers	2685	Breeze Transport
710	Cruizers	1889	Breeze Transport	955	Pin Busters	2680	Kidds Korner
632	We Attempt	1666	We Attempt	939	We Attempt	2649	Pin Busters
619	Pin Busters	1656	Pin Busters	928	Kidds Korner	2602	We Attempt

	Scratch Game	Scratch Series	Handicap Game	Handicap Series
Men	279 John Krotz	661 John Krotz	313 John Krotz	781 Brendon Head
	251 Nick Kidd	652 Nick Kidd	300 Brendon Head	781 Bryan Hodges
	232 Rich Hancock	631 Bryan Hodges	283 Jeff Snodgrass	763 John Krotz
	225 Nick Stockton	607 Rich Hancock	280 Rich Hancock	751 Rich Hancock
	224 Bryan Hodges	571 Craig Schutt	276 Nick Kidd	748 Nick Kidd
	217 Justin Hodges	558 Justin Hodges	274 Bryan Hodges	731 Jeff Snodgrass
	217 Craig Schutt	553 Nick Stockton	271 Nick Stockton	714 Craig Schutt
	204 James Crown	542 Richard Serr	267 Craig Schutt	711 James Crown
	202 Richard Serr	535 James Crown	265 Justin Hodges	695 Richard Serr
	198 David Hibberd	520 David Hibberd	261 James Crown	695 John Cornett
Women	225 Kim Hodges	536 Dani Krotz	298 Kim Hodges	740 Kim Hodges
	213 Dani Krotz	532 Ashley Hancock	291 Shannon Mitchell	737 Shannon Mitchell
	212 Shannon Mitchell	530 Michelle Limbach	283 Shelli Krotz	722 Dani Krotz
	207 Shelli Krotz	521 Kim Hodges	280 Dani Krotz	718 Ashley Hancock
	207 Ashley Hancock	500 Shannon Mitchell	269 Ashley Hancock	698 Jessica Walker
	181 Michelle Limbach	480 Shelli Krotz	264 Jessica Walker	690 Shelli Krotz
	178 Trish Hancock	439 Chris Stockton	260 Chris Stockton	685 Chris Stockton
	173 Chris Stockton	438 Trish Hancock	256 Trish Hancock	675 Trish Hancock
	169 Kira Hancock	409 Kira Hancock	253 Kira Hancock	661 Kira Hancock
	164 Jessica Walker	404 Janet Anderson	248 Janet Anderson	653 Janet Anderson

Team Rosters

1 - Kidds Korner

Name	Avg	HDCP	Pins	Gms	High Game	High Sers	HDCP Game	HDCP Sers	0's	100's	200's	0's	400's	500's
Kim L. Hodges	137	73	6998	51	225	521	298	740	--	50	1	9	7	1
Bryan L. Hodges	174	36	8916	51	224	631	274	781	--	40	11	--	4	13
Justin M. Hodges	170	40	4613	27	217	558	265	690	--	24	3	--	2	7
Keith D. Koupal	131	79	4745	36	167	453	247	693	--	36	--	6	6	--
Nick Kidd	187	23	8978	48	251	652	276	748	--	32	16	--	1	15

2 - Breeze Transport

Name	Avg	HDCP	Pins	Gms	High Game	High Sers	HDCP Game	HDCP Sers	0's	100's	200's	0's	400's	500's
Chris M. Stockton	130	80	6645	51	173	439	260	685	1	50	--	10	7	--
Shannon L. Mitchell	138	72	6627	48	212	500	291	737	1	46	1	5	10	1
James M. Crown	156	54	8430	54	204	535	261	711	--	52	2	--	14	4
Nick J. Stockton	165	45	8423	51	225	553	271	691	--	47	4	--	10	7
John A. Cornett	148	62	1785	12	174	465	251	695	--	12	--	1	3	--

3 - We Attempt

Name	Avg	HDCP	Pins	Gms	High Game	High Sers	HDCP Game	HDCP Sers	0's	100's	200's	0's	400's	500's
Ashley K. Hancock	140	70	7585	54	207	532	269	718	2	51	1	7	10	1
Dani Krotz	148	62	7423	50	213	536	280	722	--	49	1	3	9	4
Tyler J. Krotz	77	133	4204	54	123	277	256	676	51	3	--	18	--	--
Richard M. Serr	161	49	7739	48	202	542	253	695	--	47	1	--	10	6

4 - Bye Team

5 - Pin Busters


Name	Avg	HDCP	Pins	Gms	High Game	High Sers	HDCP Game	HDCP Sers	0's	100's	200's	0's	400's	500's
Jessica F. Walker	112	98	5390	48	164	401	264	698	13	35	--	15	1	--
Jeff D. Snodgrass	126	84	6817	54	191	455	283	731	4	50	--	12	6	--
Craig A. Schutt	163	47	8830	54	217	571	267	714	--	50	4	--	10	8
Brendon G. Head	114	96	5852	51	197	472	300	781	15	36	--	16	1	--

Town & Country 2024-25


6 - Cruizers

<u>Name</u>	<u>Avg</u>	<u>HDCP</u>	<u>Pins</u>	<u>Gms</u>	<u>High Game</u>	<u>High Sers</u>	<u>HDCP Game</u>	<u>HDCP Sers</u>	<u>0's</u>	<u>100's</u>	<u>200's</u>	<u>0's</u>	<u>400's</u>	<u>500's</u>
Trish R. Hancock	133	77	5992	45	178	438	256	675	3	42	--	7	8	--
Shelli Krotz	142	68	6683	47	207	480	283	690	1	45	1	2	13	--
Rich Hancock	169	41	5580	33	232	607	280	751	--	28	5	1	3	7
John L. Krotz	182	28	9312	51	279	661	313	763	--	39	12	--	1	16

Temporary Substitutes

 **Men**

<u>Name</u>	<u>Avg</u>	<u>HDCP</u>	<u>Pins</u>	<u>Gms</u>	<u>High Game</u>	<u>High Sers</u>	<u>HDCP Game</u>	<u>HDCP Sers</u>	<u>0's</u>	<u>100's</u>	<u>200's</u>	<u>0's</u>	<u>400's</u>	<u>500's</u>
David D. Hibberd	bk180	30	520	3	198	520	228	610	--	3	--	--	--	1

 **Women**

<u>Name</u>	<u>Avg</u>	<u>HDCP</u>	<u>Pins</u>	<u>Gms</u>	<u>High Game</u>	<u>High Sers</u>	<u>HDCP Game</u>	<u>HDCP Sers</u>	<u>0's</u>	<u>100's</u>	<u>200's</u>	<u>0's</u>	<u>400's</u>	<u>500's</u>
Janet E. Anderson	126	84	1134	9	161	404	248	653	1	8	--	2	1	--
Kira L. Hancock	127	83	2300	18	169	409	253	661	--	18	--	5	1	--
Angie C. Hauserman	101	109	304	3	108	304	217	631	1	2	--	1	--	--
Michelle L. Limbach	bk179	31	530	3	181	530	212	623	--	3	--	--	--	1

Individual High Averages

Men			Women		
187.04	Nick Kidd		148.46	Dani Krotz	
182.59	John Krotz		142.19	Shelli Krotz	
174.82	Bryan Hodges		140.46	Ashley Hancock	
170.85	Justin Hodges		138.06	Shannon Mitchell	
169.09	Rich Hancock		137.22	Kim Hodges	

Most Improved Average

Men				Women					
101	to	114.75	= +13.75	Brendon Head	127	to	130.29	= +3.29	Chris Stockton
168	to	174.82	= +6.82	Bryan Hodges	131	to	133.16	= +2.16	Trish Hancock
176	to	182.59	= +6.59	John Krotz	136	to	138.06	= +2.06	Shannon Mitchell
156	to	161.23	= +5.23	Richard Serr	147	to	148.46	= +1.46	Dani Krotz
122	to	126.24	= +4.24	Jeff Snodgrass	111	to	112.29	= +1.29	Jessica Walker

Most Un-Improved Averages

Men				Women					
171	to	163.52	= -7.48	Craig Schutt	146	to	140.46	= -5.54	Ashley Hancock
78	to	77.85	= -0.15	Tyler Krotz	142	to	137.22	= -4.78	Kim Hodges
171	to	170.85	= -0.15	Justin Hodges	144	to	142.19	= -1.81	Shelli Krotz
165	to	165.16	= +0.16	Nick Stockton	111	to	112.29	= +1.29	Jessica Walker
186	to	187.04	= +1.04	Nick Kidd	147	to	148.46	= +1.46	Dani Krotz

Town & Country 2024-25

Big Apple Fun Center

Reprint of Scores -- Week 18

Lane 3 2 - Breeze Transport Week 18 1/12/2025							
Name	Old Avg	Old HDCP	-1-	-2-	-3-	Total	HDCP Total
Chris M. Stockton	130	80	138	131	116	385	625
Shannon L. Mitchell	137	73	121	154	144	419	638
James M. Crown	154	56	174	200	161	535	703
Nick J. Stockton	165	45	164	151	152	467	602
			====	====	====	====	====
Scratch Total			597	636	573	1806	1806
Handicap			254	254	254		762
Total			851	890	827	1806	2568
Team Points Won			1.0	1.0	0.0	3.0	3.0

Lane 4 1 - Kidds Korner Week 18 1/12/2025							
Name	Old Avg	Old HDCP	-1-	-2-	-3-	Total	HDCP Total
Kim L. Hodges	137	73	113	151	128	392	611
Bryan L. Hodges	173	37	158	195	224	577	688
Keith D. Koupal	130	80	162	124	167	453	693
Nick Kidd	188	22	166	173	144	483	549
			====	====	====	====	====
Scratch Total			599	643	663	1905	1905
Handicap			212	212	212		636
Total			811	855	875	1905	2541
Team Points Won			0.0	0.0	1.0	1.0	1.0

Lane 5 4 - Bye Team Week 18 1/12/2025							
Name	Old Avg	Old HDCP	-1-	-2-	-3-	Total	HDCP Total
No one bowled							

Lane 6 3 - We Attempt Week 18 1/12/2025							
Name	Old Avg	Old HDCP	-1-	-2-	-3-	Total	HDCP Total
Ashley K. Hancock	140	70	145	137	151	433	643
Dani Krotz	149	61	129	144	125	398	581
Tyler J. Krotz	78	132	64	91	59	214	610
Richard M. Serr	161	49	177	150	163	490	637
			====	====	====	====	====
Scratch Total			515	522	498	1535	1535
Handicap			312	312	312		936
Total			827	834	810	1535	2471
Team Points Won			1.0	1.0	1.0	4.0	4.0

Lane 7 6 - Cruizers Week 18 1/12/2025							
Name	Old Avg	Old HDCP	-1-	-2-	-3-	Total	HDCP Total
Trish R. Hancock	133	77	123	135	146	404	635
Shelli Krotz	142	68	145	127	136	408	612
Rich Hancock	167	43	206	168	191	565	694
John L. Krotz	181	29	215	237	142	594	681
			====	====	====	====	====
Scratch Total			689	667	615	1971	1971
Handicap			217	217	217		651
Total			906	884	832	1971	2622
Team Points Won			1.0	1.0	0.0	3.0	3.0

Lane 8 5 - Pin Busters Week 18 1/12/2025							
Name	Old Avg	Old HDCP	-1-	-2-	-3-	Total	HDCP Total
Jessica F. Walker	112	98	99	102	107	308	602
Jeff D. Snodgrass	125	85	172	123	136	431	686
Craig A. Schutt	163	47	169	143	180	492	633
Brendon G. Head	114	96	96	121	121	338	626
			====	====	====	====	====
Scratch Total			536	489	544	1569	1569
Handicap			326	326	326		978
Total			862	815	870	1569	2547
Team Points Won			0.0	0.0	1.0	1.0	1.0

Town & Country 2024-25

Big Apple Fun Center

* Bowlers listed must have a minimum of 1 games.

Change in Average

Name	-----Old-----		Old					---Average Change---			Weekly Over Avg
	Pins	Games	Avg	-1-	-2-	-3-	Total	New - Old	---> +/-	Series Avg +/-	
Janet E. Anderson	1134	9	126				0	126.00 - 126.00	= 0.00		
John A. Cornett	1785	12	148				0	148.75 - 148.75	= 0.00		
James M. Crown	7895	51	154	174	200	161	535	156.11 - 154.80	= 1.31	535 - 462=73	
Ashley K. Hancock	7152	51	140	145	137	151	433	140.46 - 140.24	= 0.23	433 - 420=13	
Kira L. Hancock	2300	18	127				0	127.78 - 127.78	= 0.00		
Rich Hancock	5015	30	167	206	168	191	565	169.09 - 167.17	= 1.92	565 - 501=64	
Trish R. Hancock	5588	42	133	123	135	146	404	133.16 - 133.05	= 0.11	404 - 399=5	
Angie C. Hauserman	304	3	101				0	101.33 - 101.33	= 0.00		
Brendon G. Head	5514	48	114	96	121	121	338	114.75 - 114.88	= -0.13	338 - 342=-4	
David D. Hibberd	520	3	bk180				0	173.33 - 173.33	= 0.00		
Bryan L. Hodges	8339	48	173	158	195	224	577	174.82 - 173.73	= 1.09	577 - 519=58	
Justin M. Hodges	4613	27	170				0	170.85 - 170.85	= 0.00		
Kim L. Hodges	6606	48	137	113	151	128	392	137.22 - 137.63	= -0.41	392 - 411=-19	
Nick Kidd	8495	45	188	166	173	144	483	187.04 - 188.78	= -1.74	483 - 564=-81	
Keith D. Koupal	4292	33	130	162	124	167	453	131.81 - 130.06	= 1.74	453 - 390=63	
Dani Krotz	7025	47	149	129	144	125	398	148.46 - 149.47	= -1.01	398 - 447=-49	
John L. Krotz	8718	48	181	215	237	142	594	182.59 - 181.63	= 0.96	594 - 543=51	
Shelli Krotz	6275	44	142	145	127	136	408	142.19 - 142.61	= -0.42	408 - 426=-18	
Tyler J. Krotz	3990	51	78	64	91	59	214	77.85 - 78.24	= -0.38	214 - 234=-20	
Michelle L. Limbach	530	3	bk179				0	176.67 - 176.67	= 0.00		
Shannon L. Mitchell	6208	45	137	121	154	144	419	138.06 - 137.96	= 0.11	419 - 411=8	
Craig A. Schutt	8338	51	163	169	143	180	492	163.52 - 163.49	= 0.03	492 - 489=3	
Richard M. Serr	7249	45	161	177	150	163	490	161.23 - 161.09	= 0.14	490 - 483=7	
Jeff D. Snodgrass	6386	51	125	172	123	136	431	126.24 - 125.22	= 1.03	431 - 375=56	
Chris M. Stockton	6260	48	130	138	131	116	385	130.29 - 130.42	= -0.12	385 - 390=-5	
Nick J. Stockton	7956	48	165	164	151	152	467	165.16 - 165.75	= -0.59	467 - 495=-28	
Jessica F. Walker	5082	45	112	99	102	107	308	112.29 - 112.93	= -0.64	308 - 336=-28	

Town & Country 2024-25

Big Apple Fun Center

* Bowlers listed must have a minimum of 1 games.

High Average Listing

	Name	True Average	Pins	Gms	To Raise Avg +1	To Drop Avg -1
1	Nick Kidd	187.04	8978	48	610	558
2	John L. Krotz	182.59	9312	51	570	515
3	Michelle L. Limbach	176.67	530	3	532	525
4	Bryan L. Hodges	174.82	8916	51	534	479
5	David D. Hibberd	173.33	520	3	524	517
6	Justin M. Hodges	170.85	4613	27	517	486
7	Rich Hancock	169.09	5580	33	540	503
8	Nick J. Stockton	165.16	8423	51	541	486
9	Craig A. Schutt	163.52	8830	54	518	460
10	Richard M. Serr	161.23	7739	48	523	471
11	James M. Crown	156.11	8430	54	519	461
12	John A. Cornett	148.75	1785	12	450	434
13	Dani Krotz	148.46	7423	50	474	420
14	Shelli Krotz	142.19	6683	47	467	416
15	Ashley K. Hancock	140.46	7585	54	452	394
16	Shannon L. Mitchell	138.06	6627	48	462	410
17	Kim L. Hodges	137.22	6998	51	454	399
18	Trish R. Hancock	133.16	5992	45	440	391
19	Keith D. Koupal	131.81	4745	36	403	363
20	Chris M. Stockton	130.29	6645	51	429	374
21	Kira L. Hancock	127.78	2300	18	388	366
22	Jeff D. Snodgrass	126.24	6817	54	422	364
23	Janet E. Anderson	126.00	1134	9	390	377
24	Brendon G. Head	114.75	5852	51	358	303
25	Jessica F. Walker	112.29	5390	48	373	321
26	Angie C. Hauserman	101.33	304	3	308	301
27	Tyler J. Krotz	77.85	4204	54	242	184

Town & Country 2024-25

Big Apple Fun Center

* Bowlers listed must have a minimum of 22 games.

Note: This report includes information through January 12 which is Week 18 of 31

Most Improved Averages

Name	True		Most Improved		Name	True		Most Improved	
	Average	Gms	Avg	+/-		Average	Gms	Avg	+/-
Brendon G. Head	114.75	51	101	+13.75	Jessica F. Walker	112.29	48	111	+1.29
Bryan L. Hodges	174.82	51	168	+6.82	Rich Hancock	169.09	33	168	+1.09
John L. Krotz	182.59	51	176	+6.59	Nick Kidd	187.04	48	186	+1.04
Richard M. Serr	161.23	48	156	+5.23	Nick J. Stockton	165.16	51	165	+0.16
Jeff D. Snodgrass	126.24	54	122	+4.24	Justin M. Hodges	170.85	27	171	-0.15
Chris M. Stockton	130.29	51	127	+3.29	Tyler J. Krotz	77.85	54	78	-0.15
Trish R. Hancock	133.16	45	131	+2.16	Shellie Krotz	142.19	47	144	-1.81
James M. Crown	156.11	54	154	+2.11	Kim L. Hodges	137.22	51	142	-4.78
Shannon L. Mitchell	138.06	48	136	+2.06	Ashley K. Hancock	140.46	54	146	-5.54
Keith D. Koupal	131.81	36	130	+1.81	Craig A. Schutt	163.52	54	171	-7.48
Dani Krotz	148.46	50	147	+1.46					

Town & Country 2024-25

Big Apple Fun Center

* Bowlers listed must have a minimum of 1 games.

Most Pins Over Average

Name	-----Old-----		Old				Total	---Average Change---			Weekly Over Avg
	Pins	Games	Avg	-1-	-2-	-3-		New - Old	---> +/-	Series Avg +/-	
James M. Crown	7895	51	154	174	200	161	535	156.11	- 154.80	= 1.31	535 - 462=73
Rich Hancock	5015	30	167	206	168	191	565	169.09	- 167.17	= 1.92	565 - 501=64
Keith D. Koupal	4292	33	130	162	124	167	453	131.81	- 130.06	= 1.74	453 - 390=63
Bryan L. Hodges	8339	48	173	158	195	224	577	174.82	- 173.73	= 1.09	577 - 519=58
Jeff D. Snodgrass	6386	51	125	172	123	136	431	126.24	- 125.22	= 1.03	431 - 375=56
John L. Krotz	8718	48	181	215	237	142	594	182.59	- 181.63	= 0.96	594 - 543=51
Ashley K. Hancock	7152	51	140	145	137	151	433	140.46	- 140.24	= 0.23	433 - 420=13
Shannon L. Mitchell	6208	45	137	121	154	144	419	138.06	- 137.96	= 0.11	419 - 411=8
Richard M. Serr	7249	45	161	177	150	163	490	161.23	- 161.09	= 0.14	490 - 483=7
Trish R. Hancock	5588	42	133	123	135	146	404	133.16	- 133.05	= 0.11	404 - 399=5
Craig A. Schutt	8338	51	163	169	143	180	492	163.52	- 163.49	= 0.03	492 - 489=3
Brendon G. Head	5514	48	114	96	121	121	338	114.75	- 114.88	= -0.13	338 - 342=-4
Chris M. Stockton	6260	48	130	138	131	116	385	130.29	- 130.42	= -0.12	385 - 390=-5
Shelli Krotz	6275	44	142	145	127	136	408	142.19	- 142.61	= -0.42	408 - 426=-18
Kim L. Hodges	6606	48	137	113	151	128	392	137.22	- 137.63	= -0.41	392 - 411=-19
Tyler J. Krotz	3990	51	78	64	91	59	214	77.85	- 78.24	= -0.38	214 - 234=-20
Jessica F. Walker	5082	45	112	99	102	107	308	112.29	- 112.93	= -0.64	308 - 336=-28
Nick J. Stockton	7956	48	165	164	151	152	467	165.16	- 165.75	= -0.59	467 - 495=-28
Dani Krotz	7025	47	149	129	144	125	398	148.46	- 149.47	= -1.01	398 - 447=-49
Nick Kidd	8495	45	188	166	173	144	483	187.04	- 188.78	= -1.74	483 - 564=-81

Town & Country 2024-25

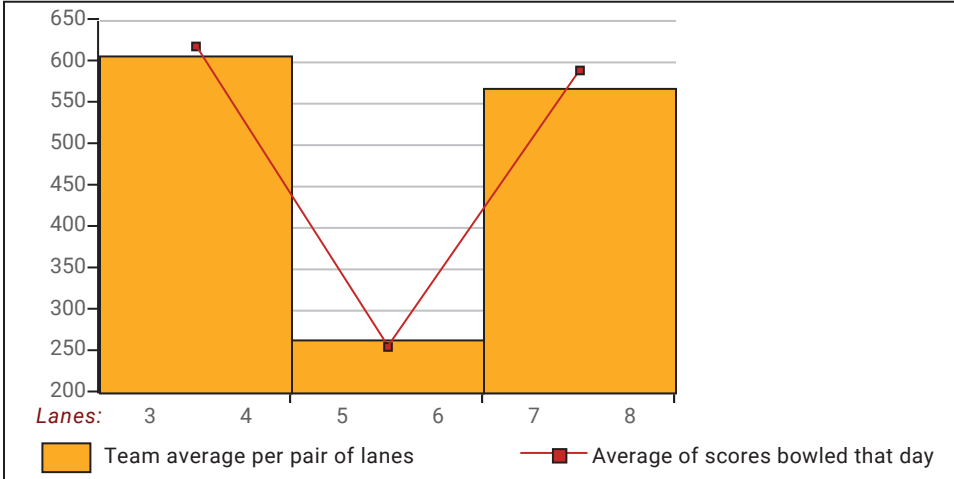
Big Apple Fun Center

This report is for scores bowled January 12 which is Week 18 of 31

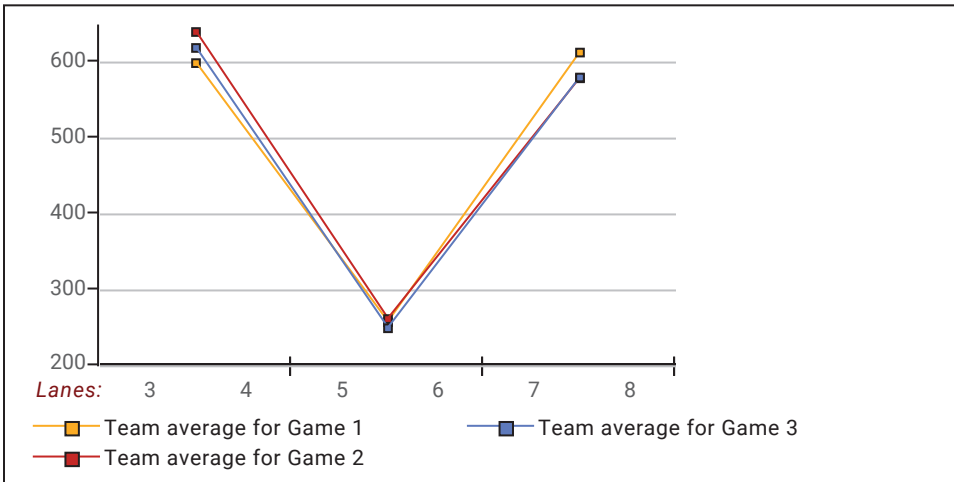
This Week's Statistics

	Over All	Men	Women
How many people bowled	20	12	8
Number of games bowled	60	36	24
Actual average of week's scores	146.43	156.64	131.13
How many games above average	31	21	10
How many games below average	29	15	14
Pins above/below average per game	2.48	6.72	-3.88
How many people raised average	11	8	3
by this amount	0.79	1.03	0.15
How many people went down	9	4	5
by this amount	-0.61	-0.71	-0.52
League average before bowling	144.46	150.40	135.54
League average after bowling	144.62	150.85	135.27
Change in league average	0.16	0.45	-0.27
800s	--	--	--
775s	--	--	--
750s	--	--	--
725s	--	--	--
700s	--	--	--
675s	--	--	--
650s	--	--	--
625s	--	--	--
600s	--	--	--
575s	2	2	--
550s	1	1	--
525s	1	1	--
500s	--	--	--
475s	3	3	--
450s	2	2	--
425s	2	1	1
400s	3	--	3
below 400	6	2	4
300s	--	--	--
275s	--	--	--
250s	--	--	--
225s	1	1	--
200s	4	4	--
175s	4	4	--
150s	18	15	3
125s	18	4	14
100s	10	4	6
below 100	5	4	1

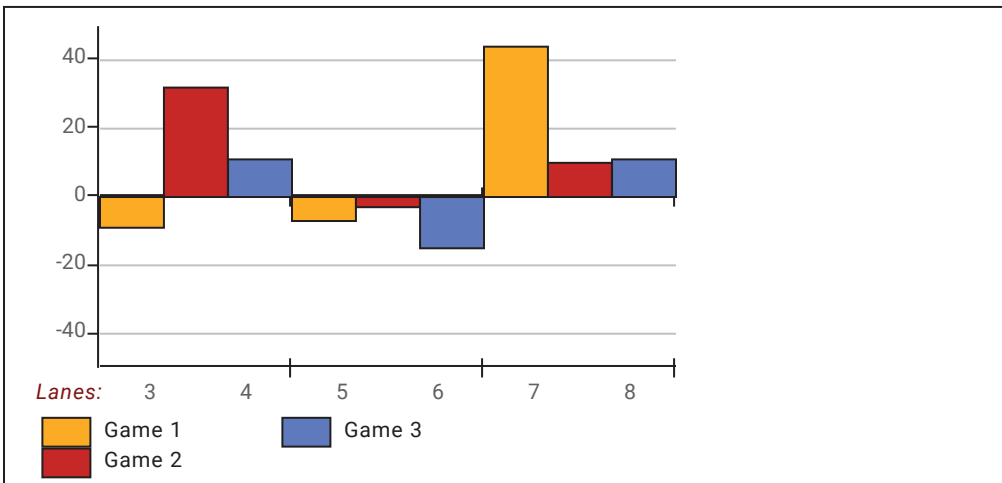
Team Average vs Avg of Scores



Average of Scores for Each Game

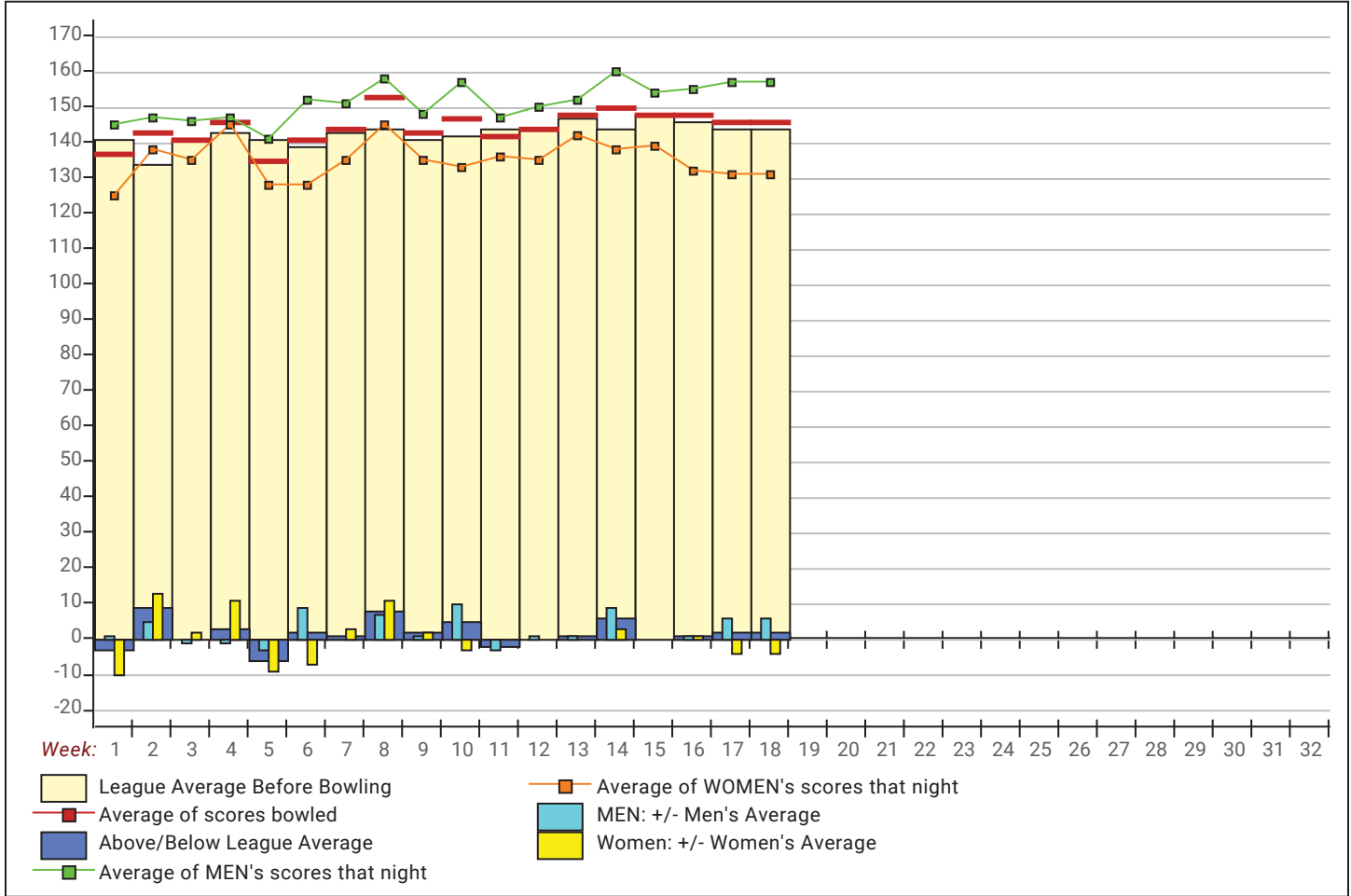


Amount Over/Under Team Average



This report is for scores bowled January 12 which is Week 18 of 31

League Average Week-by-Week



League Average Statistics for Last Week

	League	Right Hand	Left Hand	Men (Lft+Rt)	Women (Lft+Rt)
League Average Before Bowling	144.46	144.46		150.40	135.54
Average of scores bowled that night	146.43	146.43		156.64	131.13
New League Average After Bowling	144.62	144.62		150.85	135.27
Change in League Average	.16	.16		.45	-.27
People Who Bowled Over Average	11	11		8	3
People Who Bowled Under Average	9	9		4	5
Average Amount of Series Over Avg	36.45	36.45		46.88	8.67
Average Amount of Series Under Avg	-28.00	-28.00		-33.25	-23.80
Difference Avg, NiteAvg	2.48	2.48		6.72	-3.88
Number of Bowlers	20	20		12	8
Number of Games Bowled	60	60		36	24
People Who Raised Their Average	11	11		8	3
Raised By an Average of This Amount	.79	.79		1.03	.15
People Who Lowered Their Average	9	9		4	5
Lowered By an Average of This Amou	-.61	-.61		-.71	-.52
Number of Games Bowled Over Avera	31	31		21	10
Number of Games Bowled Under Avera	29	29		15	14

Note: Averages are based only on people who bowled.

Press Release -- 1/13/2025

1/12/2025 Week 18 of 31

Town & Country 2024-25

Sunday 6:30 pm

Big Apple Fun Center

Lanes 3 - 8

Team Standings

Place	Team Name	Avg p/gm	Points Won	Points Lost	Year-To-Date WON	Y-T-D LOST
1	We Attempt	525	10	2	42	30
2	Breeze Transport	590	7	5	43	29
3	Pin Busters	515	6	6	41	31
4	Kidds Korner	641	6	6	45	27
5	Cruizers	612	5	7	37	35
6	Bye Team		2	10	8	64

*** Although not shown, standings are determined by points only for the current split

Last Week's Top Scores

	Scratch Game	Scratch Series	Handicap Game	Handicap Series
Men	237 John Krotz	594 John Krotz	266 John Krotz	703 James Crown
	224 Bryan Hodges	577 Bryan Hodges	261 Bryan Hodges	694 Rich Hancock
	206 Rich Hancock	565 Rich Hancock	257 Jeff Snodgrass	693 Keith Koupal
	200 James Crown	535 James Crown	256 James Crown	688 Bryan Hodges
	180 Craig Schutt	492 Craig Schutt	249 Rich Hancock	686 Jeff Snodgrass
	177 Richard Serr	490 Richard Serr	247 Keith Koupal	681 John Krotz
	173 Nick Kidd	483 Nick Kidd	227 Craig Schutt	637 Richard Serr
	172 Jeff Snodgrass	467 Nick Stockton	226 Richard Serr	633 Craig Schutt
	167 Keith Koupal	453 Keith Koupal	223 Tyler Krotz	626 Brendon Head
	164 Nick Stockton	431 Jeff Snodgrass	217 Brendon Head	610 Tyler Krotz
Women	154 Shannon Mitchell	433 Ashley Hancock	227 Shannon Mitchell	643 Ashley Hancock
	151 Kim Hodges	419 Shannon Mitchell	224 Kim Hodges	638 Shannon Mitchell
	151 Ashley Hancock	408 Shelli Krotz	223 Trish Hancock	635 Trish Hancock
	146 Trish Hancock	404 Trish Hancock	221 Ashley Hancock	625 Chris Stockton
	145 Shelli Krotz	398 Dani Krotz	218 Chris Stockton	612 Shelli Krotz
	144 Dani Krotz	392 Kim Hodges	213 Shelli Krotz	611 Kim Hodges
	138 Chris Stockton	385 Chris Stockton	205 Jessica Walker	602 Jessica Walker
	107 Jessica Walker	308 Jessica Walker	205 Dani Krotz	581 Dani Krotz

Local and Bowling Center Awards

Name	USBC ID Number	Award Average	Award Games	G1	G2	G3	Series	Award Score	Award Received
James M. Crown	1513-966 USBC	154	51	174	200	161	535	200	200 Game (Local Assoc. Awards)
John L. Krotz	1494-2625 USBC	181	48	215	237	142	594	237	225 Game (Local Assoc. Awards)