

# Town & Country 2024-25

Sunday 6:30 pm

## Big Apple Fun Center

Lanes 3 - 8

President: John Krotz (308)440-9799

Vice President: Richard Serr (308)440-0152

Secretary/Treasurer: Trish Hancock (308)440-6787

### Team Standings

Place	#	Team Name	Points Won	Points Lost	%Won	Pins + HDCP	Scratch Pins	Avg p/gm	High Game	High Sers	HDCP Game	HDCP Sers
1	3	We Attempt	6	2	75.0	42836	26834	526	632	1666	939	2602
2	5	Pin Busters	5	3	62.5	43462	26245	514	619	1656	955	2649
3	1	Kidds Korner	5	3	62.5	43361	32729	641	749	2143	928	2680
4	2	Breeze Transport	4	4	50.0	43271	30104	590	736	1889	1002	2685
5	6	Cruizers	2	6	25.0	42967	31114	610	710	1996	981	2734
6	4	Bye Team	2	6		0	0		0	0	0	0

### Review of Last Week's Bowling....

Lanes	Team Name	HDCP -1-	HDCP -2-	HDCP -3-	HDCP Total	Last Wk WON	Team Name	HDCP -1-	HDCP -2-	HDCP -3-	HDCP Total	Last Wk WON
3-4	Pin Busters	777	831	804	2412	3	<---> Bye Team	0	0	0	0	1
5-6	Cruizers	845	907	776	2528	1	<---> Kidds Korner	878	848	919	2645	3
7-8	Breeze Transport	789	807	882	2478	1	<---> We Attempt	856	852	832	2540	3

### Lane Assignments

	3-4	5-6	7-8
Wk18 01/12	2- 1	4- 3	6- 5
Wk19 01/19	3- 5	2- 6	4- 1
Wk20 01/26	4- 2	1- 5	3- 6

### Last Week's Top Scores

	Team Scratch Game	Team Scratch Series	Team Handicap Game	Team Handicap Series
	745 Kidds Korner	2123 Kidds Korner	919 Kidds Korner	2645 Kidds Korner
	689 Cruizers	1874 Cruizers	907 Cruizers	2540 We Attempt
	629 Breeze Transport	1719 Breeze Transport	882 Breeze Transport	2528 Cruizers
	509 We Attempt	1499 We Attempt	856 We Attempt	2478 Breeze Transport
	508 Pin Busters	1443 Pin Busters	831 Pin Busters	2412 Pin Busters
Men	Scratch Game	Scratch Series	Handicap Game	Handicap Series
	235 Nick Kidd	647 Nick Kidd	259 Nick Kidd	719 Nick Kidd
	213 Bryan Hodges	601 Bryan Hodges	252 Bryan Hodges	718 Bryan Hodges
	194 John Krotz	538 John Krotz	238 Brendon Head	676 Tyler Krotz
	192 Nick Stockton	514 Rich Hancock	237 Nick Stockton	657 Brendon Head
	183 Justin Hodges	501 Justin Hodges	236 Tyler Krotz	646 Rich Hancock
	182 Rich Hancock	489 Nick Stockton	226 Rich Hancock	625 John Krotz
	159 Craig Schutt	439 Craig Schutt	223 John Krotz	624 Nick Stockton
	150 James Crown	427 James Crown	222 Justin Hodges	618 Justin Hodges
	142 Brendon Head	369 Brendon Head	205 James Crown	592 James Crown
	110 Jeff Snodgrass	315 Jeff Snodgrass	205 Craig Schutt	577 Craig Schutt
Women				
	178 Trish Hancock	440 Ashley Hancock	255 Trish Hancock	661 Kira Hancock
	172 Shannon Mitchell	433 Shelli Krotz	253 Kira Hancock	653 Ashley Hancock
	169 Ashley Hancock	431 Shannon Mitchell	245 Shannon Mitchell	650 Shannon Mitchell
	169 Kira Hancock	409 Kira Hancock	240 Ashley Hancock	637 Shelli Krotz
	165 Shelli Krotz	389 Trish Hancock	233 Shelli Krotz	620 Trish Hancock
	145 Chris Stockton	374 Kim Hodges	225 Chris Stockton	612 Chris Stockton
	143 Dani Krotz	373 Dani Krotz	221 Jessica Walker	611 Jessica Walker
	137 Kim Hodges	372 Chris Stockton	209 Kim Hodges	590 Kim Hodges
	124 Jessica Walker	320 Jessica Walker	202 Dani Krotz	550 Dani Krotz

**Season High Scores**

Team Scratch Game		Team Scratch Series		Team Handicap Game		Team Handicap Series	
749	Kidds Korner	2143	Kidds Korner	1002	Breeze Transport	2734	Cruizers
736	Breeze Transport	1996	Cruizers	981	Cruizers	2685	Breeze Transport
710	Cruizers	1889	Breeze Transport	955	Pin Busters	2680	Kidds Korner
632	We Attempt	1666	We Attempt	939	We Attempt	2649	Pin Busters
619	Pin Busters	1656	Pin Busters	928	Kidds Korner	2602	We Attempt

	Scratch Game	Scratch Series	Handicap Game	Handicap Series
<b>Men</b>	279 John Krotz	661 John Krotz	313 John Krotz	781 Brendon Head
	251 Nick Kidd	652 Nick Kidd	300 Brendon Head	781 Bryan Hodges
	232 Rich Hancock	631 Bryan Hodges	283 Jeff Snodgrass	763 John Krotz
	225 Nick Stockton	607 Rich Hancock	280 Rich Hancock	751 Rich Hancock
	223 Bryan Hodges	571 Craig Schutt	276 Nick Kidd	748 Nick Kidd
	217 Justin Hodges	558 Justin Hodges	274 Bryan Hodges	731 Jeff Snodgrass
	217 Craig Schutt	553 Nick Stockton	271 Nick Stockton	714 Craig Schutt
	204 James Crown	542 Richard Serr	267 Craig Schutt	711 James Crown
	202 Richard Serr	530 James Crown	265 Justin Hodges	695 Richard Serr
	198 David Hibberd	520 David Hibberd	261 James Crown	695 John Cornett
<b>Women</b>	225 Kim Hodges	536 Dani Krotz	298 Kim Hodges	740 Kim Hodges
	213 Dani Krotz	532 Ashley Hancock	291 Shannon Mitchell	737 Shannon Mitchell
	212 Shannon Mitchell	530 Michelle Limbach	283 Shelli Krotz	722 Dani Krotz
	207 Shelli Krotz	521 Kim Hodges	280 Dani Krotz	718 Ashley Hancock
	207 Ashley Hancock	500 Shannon Mitchell	269 Ashley Hancock	698 Jessica Walker
	181 Michelle Limbach	480 Shelli Krotz	264 Jessica Walker	690 Shelli Krotz
	178 Trish Hancock	439 Chris Stockton	260 Chris Stockton	685 Chris Stockton
	173 Chris Stockton	438 Trish Hancock	256 Trish Hancock	675 Trish Hancock
	169 Kira Hancock	409 Kira Hancock	253 Kira Hancock	661 Kira Hancock
	164 Jessica Walker	404 Janet Anderson	248 Janet Anderson	653 Janet Anderson

**Team Rosters**

**1 - Kidds Korner**

Name	Avg	HDCP	Pins	Gms	High Game	High Sers	HDCP Game	HDCP Sers	0's	100's	200's	0's	400's	500's
Kim L. Hodges	137	73	6606	48	225	521	298	740	--	47	1	8	7	1
Bryan L. Hodges	173	37	8339	48	223	631	274	781	--	38	10	--	4	12
Justin M. Hodges	170	40	4613	27	217	558	265	690	--	24	3	--	2	7
Keith D. Koupal	130	80	4292	33	157	412	238	655	--	33	--	6	5	--
Nick Kidd	188	22	8495	45	251	652	276	748	--	29	16	--	--	15

**2 - Breeze Transport**

Name	Avg	HDCP	Pins	Gms	High Game	High Sers	HDCP Game	HDCP Sers	0's	100's	200's	0's	400's	500's
Chris M. Stockton	130	80	6260	48	173	439	260	685	1	47	--	9	7	--
Shannon L. Mitchell	137	73	6208	45	212	500	291	737	1	43	1	5	9	1
James M. Crown	154	56	7895	51	204	530	261	711	--	50	1	--	14	3
Nick J. Stockton	165	45	7956	48	225	553	271	691	--	44	4	--	9	7
John A. Cornett	148	62	1785	12	174	465	251	695	--	12	--	1	3	--

**3 - We Attempt**

Name	Avg	HDCP	Pins	Gms	High Game	High Sers	HDCP Game	HDCP Sers	0's	100's	200's	0's	400's	500's
Ashley K. Hancock	140	70	7152	51	207	532	269	718	2	48	1	7	9	1
Dani Krotz	149	61	7025	47	213	536	280	722	--	46	1	2	9	4
Tyler J. Krotz	78	132	3990	51	123	277	256	676	48	3	--	17	--	--
Richard M. Serr	161	49	7249	45	202	542	253	695	--	44	1	--	9	6

**4 - Bye Team**

**5 - Pin Busters**


Name	Avg	HDCP	Pins	Gms	High Game	High Sers	HDCP Game	HDCP Sers	0's	100's	200's	0's	400's	500's
Jessica F. Walker	112	98	5082	45	164	401	264	698	12	33	--	14	1	--
Jeff D. Snodgrass	125	85	6386	51	191	455	283	731	4	47	--	12	5	--
Craig A. Schutt	163	47	8338	51	217	571	267	714	--	47	4	--	9	8
Brendon G. Head	114	96	5514	48	197	472	300	781	14	34	--	15	1	--

**Town & Country 2024-25**


**6 - Cruizers**

<u>Name</u>	<u>Avg</u>	<u>HDCP</u>	<u>Pins</u>	<u>Gms</u>	<u>High Game</u>	<u>High Sers</u>	<u>HDCP Game</u>	<u>HDCP Sers</u>	<u>0's</u>	<u>100's</u>	<u>200's</u>	<u>0's</u>	<u>400's</u>	<u>500's</u>
Trish R. Hancock	133	77	5588	42	178	438	256	675	3	39	--	7	7	--
Shelli Krotz	142	68	6275	44	207	480	283	690	1	42	1	2	12	--
Rich Hancock	167	43	5015	30	232	607	280	751	--	26	4	1	3	6
John L. Krotz	181	29	8718	48	279	661	313	763	--	38	10	--	1	15

**Temporary Substitutes**

 **Men**

<u>Name</u>	<u>Avg</u>	<u>HDCP</u>	<u>Pins</u>	<u>Gms</u>	<u>High Game</u>	<u>High Sers</u>	<u>HDCP Game</u>	<u>HDCP Sers</u>	<u>0's</u>	<u>100's</u>	<u>200's</u>	<u>0's</u>	<u>400's</u>	<u>500's</u>
David D. Hibberd	bk180	30	520	3	198	520	228	610	--	3	--	--	--	1

 **Women**

<u>Name</u>	<u>Avg</u>	<u>HDCP</u>	<u>Pins</u>	<u>Gms</u>	<u>High Game</u>	<u>High Sers</u>	<u>HDCP Game</u>	<u>HDCP Sers</u>	<u>0's</u>	<u>100's</u>	<u>200's</u>	<u>0's</u>	<u>400's</u>	<u>500's</u>
Janet E. Anderson	126	84	1134	9	161	404	248	653	1	8	--	2	1	--
Kira L. Hancock	127	83	2300	18	169	409	253	661	--	18	--	5	1	--
Angie C. Hauserman	101	109	304	3	108	304	217	631	1	2	--	1	--	--
Michelle L. Limbach	bk179	31	530	3	181	530	212	623	--	3	--	--	--	1

**Individual High Averages**

<b>Men</b>			<b>Women</b>		
188.78	Nick Kidd		149.47	Dani Krotz	
181.63	John Krotz		142.61	Shelli Krotz	
173.73	Bryan Hodges		140.24	Ashley Hancock	
170.85	Justin Hodges		137.96	Shannon Mitchell	
167.17	Rich Hancock		137.63	Kim Hodges	

**Most Improved Average**

<b>Men</b>					<b>Women</b>				
101	to	114.88	= +13.88	Brendon Head	127	to	130.42	= +3.42	Chris Stockton
168	to	173.73	= +5.73	Bryan Hodges	147	to	149.47	= +2.47	Dani Krotz
176	to	181.63	= +5.63	John Krotz	131	to	133.05	= +2.05	Trish Hancock
156	to	161.09	= +5.09	Richard Serr	136	to	137.96	= +1.96	Shannon Mitchell
122	to	125.22	= +3.22	Jeff Snodgrass	111	to	112.93	= +1.93	Jessica Walker

**Most Un-Improved Averages**

<b>Men</b>					<b>Women</b>				
171	to	163.49	= -7.51	Craig Schutt	146	to	140.24	= -5.76	Ashley Hancock
168	to	167.17	= -0.83	Rich Hancock	142	to	137.63	= -4.38	Kim Hodges
171	to	170.85	= -0.15	Justin Hodges	144	to	142.61	= -1.39	Shelli Krotz
130	to	130.06	= +0.06	Keith Koupal	111	to	112.93	= +1.93	Jessica Walker
78	to	78.24	= +0.24	Tyler Krotz	136	to	137.96	= +1.96	Shannon Mitchell

# Town & Country 2024-25

## Big Apple Fun Center

### Reprint of Scores -- Week 17

#### Lane 3 5 - Pin Busters Week 17 1/5/2025

Name	Old	Old	-1-	-2-	-3-	Total	HDCP
	Avg	HDCP					Total
Jessica F. Walker	113	97	92	104	124	320	611
Jeff D. Snodgrass	126	84	102	103	110	315	567
Craig A. Schutt	164	46	134	159	146	439	577
Brendon G. Head	114	96	126	142	101	369	657
			====	====	====	====	====
Scratch Total			454	508	481	1443	1443
Handicap			323	323	323		969
Total			<del>777</del>	831	804	1443	2412
Team Points Won			0.0	1.0	1.0	3.0	3.0

#### Lane 4 4 - Bye Team Week 17 1/5/2025

Name	Old	Old	-1-	-2-	-3-	Total	HDCP
	Avg	HDCP					Total
No one bowled							

#### Lane 5 6 - Cruizers Week 17 1/5/2025

Name	Old	Old	-1-	-2-	-3-	Total	HDCP
	Avg	HDCP					Total
Trish R. Hancock	133	77	98	178	113	389	620
Shelli Krotz	142	68	165	140	128	433	637
Rich Hancock	166	44	182	177	155	514	646
John L. Krotz	181	29	182	194	162	538	625
			====	====	====	====	====
Scratch Total			627	689	558	1874	1874
Handicap			218	218	218		654
Total			845	907	776	1874	2528
Team Points Won			0.0	1.0	0.0	1.0	1.0

#### Lane 6 1 - Kidds Korner Week 17 1/5/2025

Name	Old	Old	-1-	-2-	-3-	Total	HDCP
	Avg	HDCP					Total
Kim L. Hodges	138	72	137	123	114	374	590
Bryan L. Hodges	171	39	194	194	213	601	718
Justin M. Hodges	171	39	174	144	183	501	618
Nick Kidd	186	24	199	213	235	647	719
			====	====	====	====	====
Scratch Total			704	674	745	2123	2123
Handicap			174	174	174		522
Total			878	848	919	2123	2645
Team Points Won			1.0	0.0	1.0	3.0	3.0

#### Lane 7 2 - Breeze Transport Week 17 1/5/2025

Name	Old	Old	-1-	-2-	-3-	Total	HDCP
	Avg	HDCP					Total
Chris M. Stockton	130	80	130	97	145	372	612
Shannon L. Mitchell	137	73	130	129	172	431	650
James M. Crown	155	55	141	136	150	427	592
Nick J. Stockton	165	45	135	192	162	489	624
			====	====	====	====	====
Scratch Total			536	554	629	1719	1719
Handicap			253	253	253		759
Total			789	807	882	1719	2478
Team Points Won			0.0	0.0	1.0	1.0	1.0

#### Lane 8 3 - We Attempt Week 17 1/5/2025

Name	Old	Old	-1-	-2-	-3-	Total	HDCP
	Avg	HDCP					Total
Ashley K. Hancock	139	71	169	145	126	440	653
Dani Krotz	151	59	143	113	117	373	550
Tyler J. Krotz	77	133	96	78	103	277	676
Kira L. Hancock	126	84	101	169	139	409	661
			====	====	====	====	====
Scratch Total			509	505	485	1499	1499
Handicap			347	347	347		1041
Total			856	852	832	1499	2540
Team Points Won			1.0	1.0	0.0	3.0	3.0

# Town & Country 2024-25

## Big Apple Fun Center

\* Bowlers listed must have a minimum of 1 games.

### Change in Average

Name	-----Old-----		Old					---Average Change---			Weekly Over Avg
	Pins	Games	Avg	-1-	-2-	-3-	Total	New - Old	---> +/-	Series Avg +/-	
Janet E. Anderson	1134	9	126				0	126.00 - 126.00	= 0.00		
John A. Cornett	1785	12	148				0	148.75 - 148.75	= 0.00		
James M. Crown	7468	48	155	141	136	150	427	154.80 - 155.58	= -0.78	427 - 465=-38	
Ashley K. Hancock	6712	48	139	169	145	126	440	140.24 - 139.83	= 0.40	440 - 417=23	
Kira L. Hancock	1891	15	126	101	169	139	409	127.78 - 126.07	= 1.71	409 - 378=31	
Rich Hancock	4501	27	166	182	177	155	514	167.17 - 166.70	= 0.46	514 - 498=16	
Trish R. Hancock	5199	39	133	98	178	113	389	133.05 - 133.31	= -0.26	389 - 399=-10	
Angie C. Hauserman	304	3	101				0	101.33 - 101.33	= 0.00		
Brendon G. Head	5145	45	114	126	142	101	369	114.88 - 114.33	= 0.54	369 - 342=27	
David D. Hibberd	520	3	bk180				0	173.33 - 173.33	= 0.00		
Bryan L. Hodges	7738	45	171	194	194	213	601	173.73 - 171.96	= 1.77	601 - 513=88	
Justin M. Hodges	4112	24	171	174	144	183	501	170.85 - 171.33	= -0.48	501 - 513=-12	
Kim L. Hodges	6232	45	138	137	123	114	374	137.63 - 138.49	= -0.86	374 - 414=-40	
Nick Kidd	7848	42	186	199	213	235	647	188.78 - 186.86	= 1.92	647 - 558=89	
Keith D. Koupal	4292	33	130				0	130.06 - 130.06	= 0.00		
Dani Krotz	6652	44	151	143	113	117	373	149.47 - 151.18	= -1.71	373 - 453=-80	
John L. Krotz	8180	45	181	182	194	162	538	181.63 - 181.78	= -0.15	538 - 543=-5	
Shelli Krotz	5842	41	142	165	140	128	433	142.61 - 142.49	= 0.13	433 - 426=7	
Tyler J. Krotz	3713	48	77	96	78	103	277	78.24 - 77.35	= 0.88	277 - 231=46	
Michelle L. Limbach	530	3	bk179				0	176.67 - 176.67	= 0.00		
Shannon L. Mitchell	5777	42	137	130	129	172	431	137.96 - 137.55	= 0.41	431 - 411=20	
Craig A. Schutt	7899	48	164	134	159	146	439	163.49 - 164.56	= -1.07	439 - 492=-53	
Richard M. Serr	7249	45	161				0	161.09 - 161.09	= 0.00		
Jeff D. Snodgrass	6071	48	126	102	103	110	315	125.22 - 126.48	= -1.26	315 - 378=-63	
Chris M. Stockton	5888	45	130	130	97	145	372	130.42 - 130.84	= -0.43	372 - 390=-18	
Nick J. Stockton	7467	45	165	135	192	162	489	165.75 - 165.93	= -0.18	489 - 495=-6	
Jessica F. Walker	4762	42	113	92	104	124	320	112.93 - 113.38	= -0.45	320 - 339=-19	

# Town & Country 2024-25

## Big Apple Fun Center

\* Bowlers listed must have a minimum of 1 games.

### High Average Listing

	<u>Name</u>	<u>True Average</u>	<u>Pins</u>	<u>Gms</u>	<u>To Raise Avg +1</u>	<u>To Drop Avg -1</u>
1	Nick Kidd	188.78	8495	45	577	528
2	John L. Krotz	181.63	8718	48	564	512
3	Michelle L. Limbach	176.67	530	3	532	525
4	Bryan L. Hodges	173.73	8339	48	535	483
5	David D. Hibberd	173.33	520	3	524	517
6	Justin M. Hodges	170.85	4613	27	517	486
7	Rich Hancock	167.17	5015	30	529	495
8	Nick J. Stockton	165.75	7956	48	510	458
9	Craig A. Schutt	163.49	8338	51	518	463
10	Richard M. Serr	161.09	7249	45	527	478
11	James M. Crown	154.80	7895	51	475	420
12	Dani Krotz	149.47	7025	47	475	424
13	John A. Cornett	148.75	1785	12	450	434
14	Shelli Krotz	142.61	6275	44	446	398
15	Ashley K. Hancock	140.24	7152	51	462	407
16	Shannon L. Mitchell	137.96	6208	45	416	367
17	Kim L. Hodges	137.63	6606	48	432	380
18	Trish R. Hancock	133.05	5588	42	442	396
19	Chris M. Stockton	130.42	6260	48	421	369
20	Keith D. Koupal	130.06	4292	33	424	387
21	Kira L. Hancock	127.78	2300	18	388	366
22	Janet E. Anderson	126.00	1134	9	390	377
23	Jeff D. Snodgrass	125.22	6386	51	418	363
24	Brendon G. Head	114.88	5514	48	351	299
25	Jessica F. Walker	112.93	5082	45	342	293
26	Angie C. Hauserman	101.33	304	3	308	301
27	Tyler J. Krotz	78.24	3990	51	276	221

# Town & Country 2024-25

## Big Apple Fun Center

\* Bowlers listed must have a minimum of 22 games.

Note: This report includes information through January 5 which is Week 17 of 31

### Most Improved Averages

Name	True		Most Improved		Name	True		Most Improved	
	Average	Gms	Avg	+/-		Average	Gms	Avg	+/-
Brendon G. Head	114.88	48	101	+13.88	James M. Crown	154.80	51	154	+0.80
Bryan L. Hodges	173.73	48	168	+5.73	Nick J. Stockton	165.75	48	165	+0.75
John L. Krotz	181.63	48	176	+5.63	Tyler J. Krotz	78.24	51	78	+0.24
Richard M. Serr	161.09	45	156	+5.09	Keith D. Koupal	130.06	33	130	+0.06
Chris M. Stockton	130.42	48	127	+3.42	Justin M. Hodges	170.85	27	171	-0.15
Jeff D. Snodgrass	125.22	51	122	+3.22	Rich Hancock	167.17	30	168	-0.83
Nick Kidd	188.78	45	186	+2.78	Shellie Krotz	142.61	44	144	-1.39
Dani Krotz	149.47	47	147	+2.47	Kim L. Hodges	137.63	48	142	-4.38
Trish R. Hancock	133.05	42	131	+2.05	Ashley K. Hancock	140.24	51	146	-5.76
Shannon L. Mitchell	137.96	45	136	+1.96	Craig A. Schutt	163.49	51	171	-7.51
Jessica F. Walker	112.93	45	111	+1.93					

# Town & Country 2024-25

## Big Apple Fun Center

\* Bowlers listed must have a minimum of 1 games.

### Most Pins Over Average

Name	-----Old-----		Old					---Average Change---			Weekly Over Avg
	Pins	Games	Avg	-1-	-2-	-3-	Total	New - Old	---> +/-	Series Avg +/-	
Nick Kidd	7848	42	186	199	213	235	647	188.78	- 186.86	= 1.92	647 - 558=89
Bryan L. Hodges	7738	45	171	194	194	213	601	173.73	- 171.96	= 1.77	601 - 513=88
Tyler J. Krotz	3713	48	77	96	78	103	277	78.24	- 77.35	= 0.88	277 - 231=46
Kira L. Hancock	1891	15	126	101	169	139	409	127.78	- 126.07	= 1.71	409 - 378=31
Brendon G. Head	5145	45	114	126	142	101	369	114.88	- 114.33	= 0.54	369 - 342=27
Ashley K. Hancock	6712	48	139	169	145	126	440	140.24	- 139.83	= 0.40	440 - 417=23
Shannon L. Mitchell	5777	42	137	130	129	172	431	137.96	- 137.55	= 0.41	431 - 411=20
Rich Hancock	4501	27	166	182	177	155	514	167.17	- 166.70	= 0.46	514 - 498=16
Shelli Krotz	5842	41	142	165	140	128	433	142.61	- 142.49	= 0.13	433 - 426=7
John L. Krotz	8180	45	181	182	194	162	538	181.63	- 181.78	= -0.15	538 - 543=-5
Nick J. Stockton	7467	45	165	135	192	162	489	165.75	- 165.93	= -0.18	489 - 495=-6
Trish R. Hancock	5199	39	133	98	178	113	389	133.05	- 133.31	= -0.26	389 - 399=-10
Justin M. Hodges	4112	24	171	174	144	183	501	170.85	- 171.33	= -0.48	501 - 513=-12
Chris M. Stockton	5888	45	130	130	97	145	372	130.42	- 130.84	= -0.43	372 - 390=-18
Jessica F. Walker	4762	42	113	92	104	124	320	112.93	- 113.38	= -0.45	320 - 339=-19
James M. Crown	7468	48	155	141	136	150	427	154.80	- 155.58	= -0.78	427 - 465=-38
Kim L. Hodges	6232	45	138	137	123	114	374	137.63	- 138.49	= -0.86	374 - 414=-40
Craig A. Schutt	7899	48	164	134	159	146	439	163.49	- 164.56	= -1.07	439 - 492=-53
Jeff D. Snodgrass	6071	48	126	102	103	110	315	125.22	- 126.48	= -1.26	315 - 378=-63
Dani Krotz	6652	44	151	143	113	117	373	149.47	- 151.18	= -1.71	373 - 453=-80



# Town & Country 2024-25

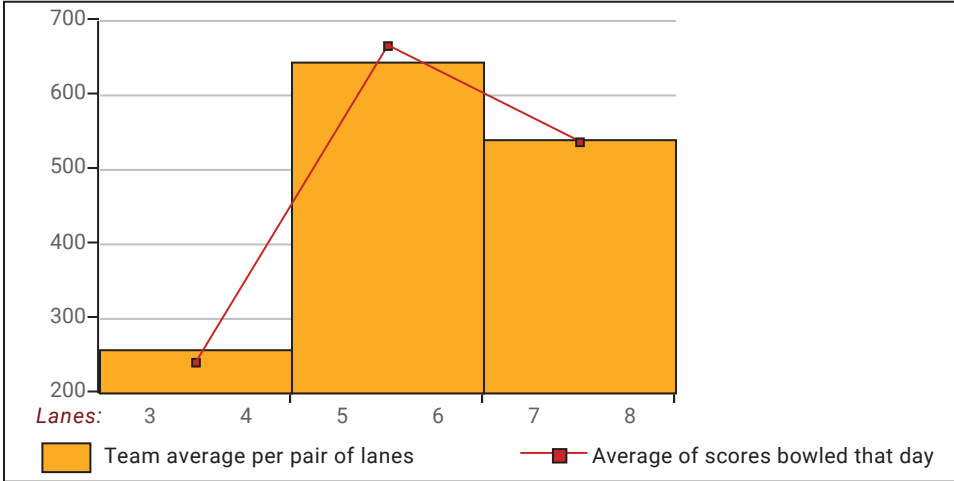
## Big Apple Fun Center

This report is for scores bowled January 5 which is Week 17 of 31

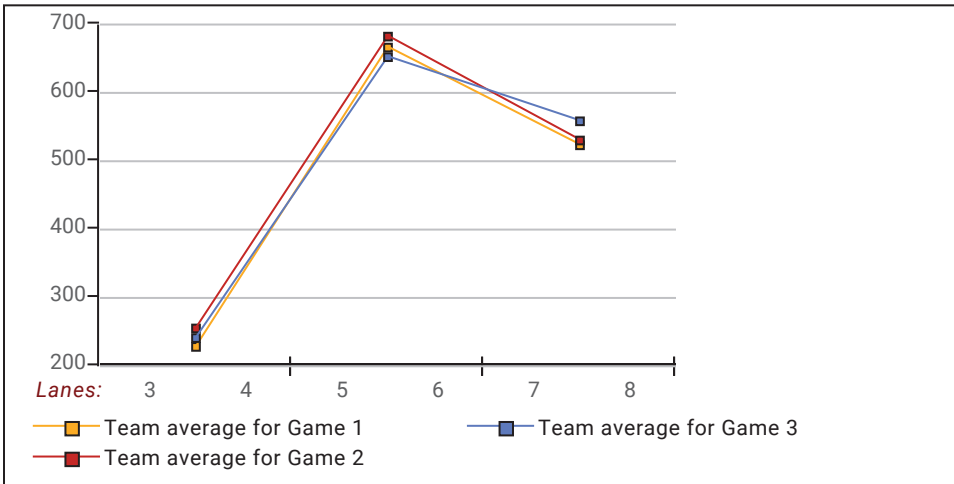
### This Week's Statistics

	Over All	Men	Women
How many people bowled	20	11	9
Number of games bowled	60	33	27
Actual average of week's scores	144.30	155.06	131.15
How many games above average	27	18	9
How many games below average	32	15	17
Pins above/below average per game	0.05	2.70	-3.19
How many people raised average by this amount	9 0.91	5 1.12	4 0.66
How many people went down by this amount	11 -0.70	6 -0.66	5 -0.74
League average before bowling	144.80	152.99	134.79
League average after bowling	144.83	153.14	134.67
Change in league average	0.03	0.15	-0.12
800s	--	--	--
775s	--	--	--
750s	--	--	--
725s	--	--	--
700s	--	--	--
675s	--	--	--
650s	--	--	--
625s	1	1	--
600s	1	1	--
575s	--	--	--
550s	--	--	--
525s	1	1	--
500s	2	2	--
475s	1	1	--
450s	--	--	--
425s	5	2	3
400s	1	--	1
below 400	8	3	5
300s	--	--	--
275s	--	--	--
250s	--	--	--
225s	1	1	--
200s	2	2	--
175s	10	9	1
150s	10	6	4
125s	19	8	11
100s	13	5	8
below 100	5	2	3

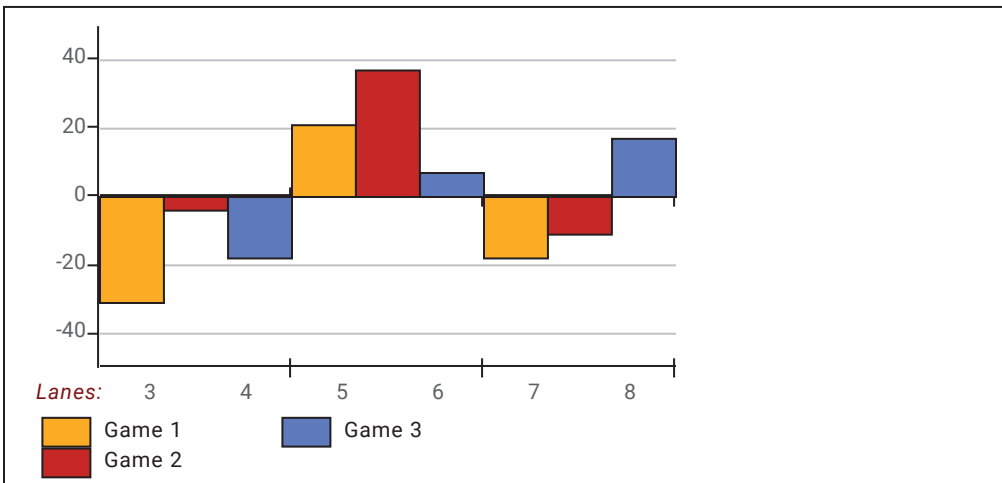
**Team Average vs Avg of Scores**



**Average of Scores for Each Game**

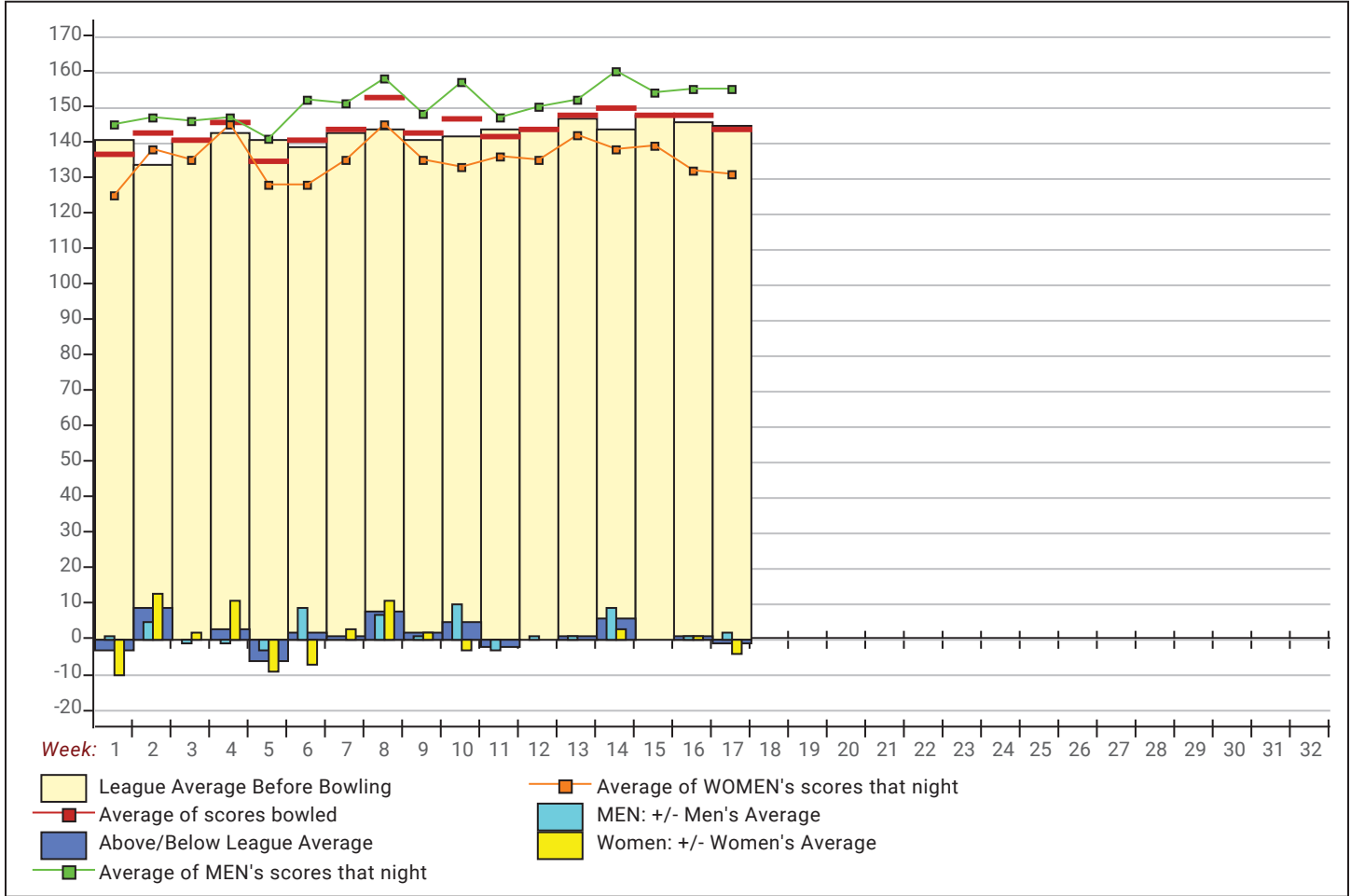


**Amount Over/Under Team Average**



This report is for scores bowled January 5 which is Week 17 of 31

**League Average Week-by-Week**



**League Average Statistics for Last Week**

	League	Right Hand	Left Hand	Men (Lft+Rt)	Women (Lft+Rt)
League Average Before Bowling	144.80	144.80		152.99	134.79
Average of scores bowled that night	144.30	144.30		155.06	131.15
New League Average After Bowling	144.83	144.83		153.14	134.67
Change in League Average	.03	.03		.15	-.12
People Who Bowled Over Average	9	9		5	4
People Who Bowled Under Average	11	11		6	5
Average Amount of Series Over Avg	38.56	38.56		53.20	20.25
Average Amount of Series Under Avg	-31.27	-31.27		-29.50	-33.40
Difference Avg, NiteAvg	.05	.05		2.70	-3.19
Number of Bowlers	20	20		11	9
Number of Games Bowled	60	60		33	27
People Who Raised Their Average	9	9		5	4
Raised By an Average of This Amount	.91	.91		1.12	.66
People Who Lowered Their Average	11	11		6	5
Lowered By an Average of This Amou	-.70	-.70		-.66	-.74
Number of Games Bowled Over Avera	27	27		18	9
Number of Games Bowled Under Avera	32	32		15	17

*Note: Averages are based only on people who bowled.*

# Press Release -- 1/10/2025

1/5/2025 Week 17 of 31

## Town & Country 2024-25

Sunday 6:30 pm

Big Apple Fun Center

Lanes 3 - 8

### Team Standings

Place	Team Name	Avg p/gm	Points Won	Points Lost	Year-To-Date WON	Y-T-D LOST
1	We Attempt	526	6	2	38	30
2	Pin Busters	514	5	3	40	28
3	Kidds Korner	641	5	3	44	24
4	Breeze Transport	590	4	4	40	28
5	Cruizers	610	2	6	34	34
6	Bye Team		2	6	8	60

\*\*\* Although not shown, standings are determined by points only for the current split

### Last Week's Top Scores

	Scratch Game	Scratch Series	Handicap Game	Handicap Series
<b>Men</b>	235 Nick Kidd	647 Nick Kidd	259 Nick Kidd	719 Nick Kidd
	213 Bryan Hodges	601 Bryan Hodges	252 Bryan Hodges	718 Bryan Hodges
	194 John Krotz	538 John Krotz	238 Brendon Head	676 Tyler Krotz
	192 Nick Stockton	514 Rich Hancock	237 Nick Stockton	657 Brendon Head
	183 Justin Hodges	501 Justin Hodges	236 Tyler Krotz	646 Rich Hancock
	182 Rich Hancock	489 Nick Stockton	226 Rich Hancock	625 John Krotz
	159 Craig Schutt	439 Craig Schutt	223 John Krotz	624 Nick Stockton
	150 James Crown	427 James Crown	222 Justin Hodges	618 Justin Hodges
	142 Brendon Head	369 Brendon Head	205 James Crown	592 James Crown
	110 Jeff Snodgrass	315 Jeff Snodgrass	205 Craig Schutt	577 Craig Schutt
<b>Women</b>	178 Trish Hancock	440 Ashley Hancock	255 Trish Hancock	661 Kira Hancock
	172 Shannon Mitchell	433 Shelli Krotz	253 Kira Hancock	653 Ashley Hancock
	169 Ashley Hancock	431 Shannon Mitchell	245 Shannon Mitchell	650 Shannon Mitchell
	169 Kira Hancock	409 Kira Hancock	240 Ashley Hancock	637 Shelli Krotz
	165 Shelli Krotz	389 Trish Hancock	233 Shelli Krotz	620 Trish Hancock
	145 Chris Stockton	374 Kim Hodges	225 Chris Stockton	612 Chris Stockton
	143 Dani Krotz	373 Dani Krotz	221 Jessica Walker	611 Jessica Walker
	137 Kim Hodges	372 Chris Stockton	209 Kim Hodges	590 Kim Hodges
	124 Jessica Walker	320 Jessica Walker	202 Dani Krotz	550 Dani Krotz

### Local and Bowling Center Awards

Name	USBC ID Number	Award Average	Award Games	G1	G2	G3	Series	Award Score	Award Received
Trish R. Hancock	4132-665 USBC	133	39	98	178	113	389	178	175 Game (Local Assoc. Awards)
Bryan L. Hodges	1494-2652 USBC	171	45	194	194	213	601	601	600 Series (Local Assoc. Awards)
Nick Kidd	1489-496 USBC	186	42	199	213	235	647	235	225 Game (Local Assoc. Awards)