

Town & Country 2025-26

Sunday 6:30 pm

Big Apple Fun Center

Lanes 3 - 8

President: John Krotz (308)440-9799

Vice President: Richard Serr (308)440-0152

Secretary/Treasurer: Trish Hancock (308)440-6787

Team Standings

Place	#	Team Name	Points Won	Points Lost	%Won	Pins + HDCP	Scratch Pins	Avg p/gm	High Game	High Sers	HDCP Game	HDCP Sers
1	6	Breeze Transport	36½	23½	60.8	38453	26456	587	699	2017	961	2803
2	4	DILLIGAF	34	26	56.7	38809	29002	644	859	2224	1037	2811
3	2	Cruizers	31½	28½	52.5	38575	27730	616	745	2022	978	2766
4	5	We Attempt	26½	33½	44.2	38275	23977	532	642	1799	976	2816
5	1	Pin Busters	26	34	43.3	38079	22778	506	575	1672	909	2699
6	3	Kidds Korner	25½	34½	42.5	38247	28527	633	842	2121	1023	2753

Review of Last Week's Bowling.....

Lanes	Team Name	HDCP -1-	HDCP -2-	HDCP -3-	HDCP Total	Last Wk WON	Team Name	HDCP -1-	HDCP -2-	HDCP -3-	HDCP Total	Last Wk WON
3-4	Breeze Transport	912	878	869	2659	2	<---> DILLIGAF	855	1037	866	2758	2
5-6	Cruizers	906	910	859	2675	3	<---> We Attempt	799	817	887	2503	1
7-8	Pin Busters	859	844	909	2612	2	<---> Kidds Korner	847	915	869	2631	2

Lane Assignments

	3-4	5-6	7-8
Wk16 12/21	3- 6	2- 4	5- 1
HD1 12/28 🇺🇸	Christmas Break No bowling		
Wk17 01/04	5- 4	6- 1	2- 3
Wk18 01/11	2- 1	4- 3	6- 5

Last Week's Top Scores

Team Scratch Game		Team Scratch Series		Team Handicap Game		Team Handicap Series	
859	DILLIGAF	2224	DILLIGAF	1037	DILLIGAF	2758	DILLIGAF
708	Kidds Korner	2010	Kidds Korner	915	Kidds Korner	2675	Cruizers
683	Cruizers	1994	Cruizers	912	Breeze Transport	2659	Breeze Transport
657	Breeze Transport	1894	Breeze Transport	910	Cruizers	2631	Kidds Korner
586	We Attempt	1610	Pin Busters	909	Pin Busters	2612	Pin Busters
575	Pin Busters	1600	We Attempt	887	We Attempt	2503	We Attempt
Scratch Game		Scratch Series		Handicap Game		Handicap Series	
Men	248 DJ Miles	619 DJ Miles	285 DJ Miles	730 DJ Miles			
	228 John Krotz	606 Steve Miller	280 James Crown	725 James Crown			
	225 James Crown	579 Nick Kidd	269 John Krotz	723 Steve Miller			
	223 Robert Waline Jr	578 John Krotz	261 Justin Hodges	701 John Krotz			
	222 Steve Miller	567 Rich Hancock	261 Steve Miller	675 Rich Hancock			
	215 Rich Hancock	560 James Crown	251 Rich Hancock	669 Justin Hodges			
	214 Justin Hodges	549 Robert Waline Jr	248 Nick Stockton	669 Craig Schutt			
	200 Nick Stockton	528 Justin Hodges	245 Robert Waline Jr	664 Bryan Hodges			
	199 Nick Kidd	526 Bryan Hodges	241 Jeff Snodgrass	660 Nick Kidd			
	184 Bryan Hodges	514 Nick Stockton	230 Bryan Hodges	658 Nick Stockton			
			230 Craig Schutt				
Women	211 Dani Krotz	502 Dani Krotz	266 Dani Krotz	690 Shantel Miles			
	166 Shantel Miles	450 Shantel Miles	246 Shantel Miles	667 Dani Krotz			
	164 Chris Stockton	437 Kira Hancock	244 Jen Kidd	665 Kira Hancock			
	163 Kira Hancock	422 Shannon Mitchell	242 Chris Stockton	652 Jessica Walker			
	157 Jen Kidd	412 Shelli Krotz	239 Kira Hancock	644 Shannon Mitchell			
	156 Shannon Mitchell	400 Ashley Hancock	236 Jessica Walker	638 Jen Kidd			
	154 Shelli Krotz	398 Chris Stockton	230 Shannon Mitchell	634 Shelli Krotz			
	149 Ashley Hancock	377 Jen Kidd	228 Shelli Krotz	632 Chris Stockton			
	139 Jessica Walker	361 Jessica Walker	215 Ashley Hancock	598 Ashley Hancock			

Season High Scores

Team Scratch Game		Team Scratch Series		Team Handicap Game		Team Handicap Series	
859	DILLIGAF	2224	DILLIGAF	1037	DILLIGAF	2816	We Attempt
842	Kidds Korner	2121	Kidds Korner	1023	Kidds Korner	2811	DILLIGAF
745	Cruizers	2022	Cruizers	978	Cruizers	2803	Breeze Transport
699	Breeze Transport	2017	Breeze Transport	976	We Attempt	2766	Cruizers
642	We Attempt	1799	We Attempt	961	Breeze Transport	2753	Kidds Korner
575	Pin Busters	1672	Pin Busters	909	Pin Busters	2699	Pin Busters

	Scratch Game	Scratch Series	Handicap Game	Handicap Series
Men	288 Nick Kidd	679 Nick Kidd	324 Nick Kidd	793 Steve Miller
	267 Steve Miller	675 Anthony Eigenberg	316 Steve Miller	787 Nick Kidd
	258 Robert Waline Jr	646 Steve Miller	302 Bryan Hodges	767 Rich Hancock
	257 Anthony Eigenberg	638 Rich Hancock	294 James Crown	767 John Krotz
	252 Bryan Hodges	629 John Krotz	285 Robert Waline Jr	754 Robert Waline Jr
	248 DJ Miles	628 Robert Waline Jr	285 DJ Miles	753 Bryan Hodges
	238 Rich Hancock	619 DJ Miles	281 Rich Hancock	735 James Crown
	234 John Krotz	581 Bryan Hodges	280 John Krotz	730 DJ Miles
	232 James Crown	560 James Crown	274 Nick Stockton	725 Nick Stockton
	226 Nick Stockton	558 Justin Hodges	268 Justin Hodges	724 Tyler Krotz
Women	211 Dani Krotz	538 Dani Krotz	295 Shelli Krotz	768 Ashley Hancock
	209 Shelli Krotz	507 Ashley Hancock	270 Dani Krotz	727 Shelli Krotz
	184 Shannon Mitchell	491 Rebecca McPherson	265 Kim Hodges	727 Dani Krotz
	182 Chris Stockton	478 Shelli Krotz	265 Ashley Hancock	720 Jessica Walker
	181 Kim Hodges	471 Kim Hodges	262 Chris Stockton	715 Shannon Mitchell
	181 Ashley Hancock	469 Shannon Mitchell	259 Shannon Mitchell	704 Chris Stockton
	171 Kira Hancock	467 Kira Hancock	257 Jessica Walker	704 Kira Hancock
	169 Rebecca McPherson	464 Chris Stockton	256 Jen Kidd	701 Shantel Miles
	168 Shantel Miles	458 Shantel Miles	249 Shantel Miles	686 Jen Kidd
	164 Jen Kidd	425 Karen Lopez	245 Kira Hancock	681 Kim Hodges

Team Rosters

1 - Pin Busters

Name	Avg	HDCP	Pins	Gms	High Game	High Sers	HDCP Game	HDCP Sers	0's	100's	200's	0's	400's	500's
Jessica F. Walker	113	97	4100	36	153	417	257	720	5	31	--	11	1	--
Jeff D. Snodgrass	127	83	5598	44	157	415	246	674	3	41	--	8	6	--
Matt Young	113	97	3400	30	178	402	258	671	7	23	--	9	1	--
Craig A. Schutt	155	55	6991	45	203	519	260	715	--	44	1	2	10	3
Alyssa G. Schutt	110	100	992	9	128	345	226	645	2	7	--	3	--	--

2 - Cruizers

Name	Avg	HDCP	Pins	Gms	High Game	High Sers	HDCP Game	HDCP Sers	0's	100's	200's	0's	400's	500's
Shelli Krotz	136	74	5749	42	209	478	295	727	2	39	1	5	9	--
Rich Hancock	175	35	7881	45	238	638	281	767	--	37	8	--	3	12
John L. Krotz	170	40	7678	45	234	629	280	767	--	40	5	--	5	10
Kira L. Hancock	134	76	6068	45	171	467	245	704	2	43	--	7	8	--
Trish R. Hancock	bk135	75	0	0	0	0			--	--	--	--	--	--

3 - Kidds Korner

Name	Avg	HDCP	Pins	Gms	High Game	High Sers	HDCP Game	HDCP Sers	0's	100's	200's	0's	400's	500's
Jen Kidd	123	87	2965	24	164	410	256	686	2	22	--	7	1	--
Kim L. Hodges	129	81	3880	30	181	471	265	681	2	28	--	5	5	--
Justin M. Hodges	164	46	5442	33	214	558	268	720	--	28	5	--	6	5
Bryan L. Hodges	165	45	7455	45	252	581	302	753	--	41	4	--	8	7
Nick Kidd	184	26	6079	33	288	679	324	787	--	24	9	--	1	10

4 - DILLIGAF

Name	Avg	HDCP	Pins	Gms	High Game	High Sers	HDCP Game	HDCP Sers	0's	100's	200's	0's	400's	500's
Marissa A. Crites	118	92	3555	30	144	392	237	677	3	27	--	10	--	--
Shantel A. Miles	133	77	3195	24	168	458	249	701	--	24	--	5	3	--
Steve Miller	173	37	7294	42	267	646	316	793	--	34	8	--	6	8
Robert L. Waline Jr	187	23	7895	42	258	628	285	754	--	30	12	--	1	13
DJ Miles	176	34	5809	33	248	619	285	730	--	28	5	--	3	8

5 - We Attempt

Name	Avg	HDCP	Pins	Gms	High Game	High Sers	HDCP Game	HDCP Sers	0's	100's	200's	0's	400's	500's
Ashley K. Hancock	142	68	3002	21	181	507	265	768	1	20	--	2	3	2
Dani Krotz	156	54	7045	45	211	538	270	727	--	42	3	1	11	3
Tyler J. Krotz	77	133	3491	45	128	316	264	724	43	2	--	15	--	--
Richard M. Serr	162	48	7322	45	200	552	250	699	--	44	1	--	9	6
Karen L. Lopez	131	79	2367	18	157	425	237	667	--	18	--	4	2	--

6 - Breeze Transport

Name	Avg	HDCP	Pins	Gms	High Game	High Sers	HDCP Game	HDCP Sers	0's	100's	200's	0's	400's	500's
Chris M. Stockton	132	78	5949	45	182	464	262	704	1	44	--	9	6	--
Shannon L. Mitchell	137	73	6167	45	184	469	259	715	1	44	--	6	9	--
James M. Crown	157	53	7095	45	232	560	294	735	--	40	5	1	9	5
Nick J. Stockton	162	48	6350	39	226	554	274	725	--	34	5	1	6	6
John A. Cornett	149	61	895	6	175	475	246	688	--	6	--	--	2	--

Temporary Substitutes

 Men

Name	Avg	HDCP	Pins	Gms	High Game	High Sers	HDCP Game	HDCP Sers	0's	100's	200's	0's	400's	500's
Anthony C. Eigenberg	207	3	1870	9	257	675	257	675	--	3	6	--	--	3
Brendon Head	bk113	97	556	5	139	278	236	569	2	3	--	1	--	--

 Women

Name	Avg	HDCP	Pins	Gms	High Game	High Sers	HDCP Game	HDCP Sers	0's	100's	200's	0's	400's	500's
Janet E. Anderson	125	85	750	6	142	376	228	634	--	6	--	2	--	--
Rebecca L. McPherson	163	47	491	3	169	491	216	632	--	3	--	--	1	--

Individual High Averages

Men	Avg	Name	Women	Avg	Name
187.98	Robert Waline Jr	156.56	Dani Krotz		
184.21	Nick Kidd	142.95	Ashley Hancock		
176.03	DJ Miles	137.04	Shannon Mitchell		
175.13	Rich Hancock	136.88	Shelli Krotz		
173.67	Steve Miller	134.84	Kira Hancock		

Most Improved Average

Men	Start	End	Change	Name	Women	Start	End	Change	Name
150	to	165.67	= +15.67	Bryan Hodges	128	to	136.88	= +8.88	Shelli Krotz
161	to	173.67	= +12.67	Steve Miller	108	to	113.89	= +5.89	Jessica Walker
174	to	184.21	= +10.21	Nick Kidd	152	to	156.56	= +4.56	Dani Krotz
148	to	157.67	= +9.67	James Crown	125	to	129.33	= +4.33	Kim Hodges
161	to	170.62	= +9.62	John Krotz	130	to	133.13	= +3.13	Shantel Miles

Most Un-Improved Averages

Men	Start	End	Change	Name	Women	Start	End	Change	Name
113	to	113.33	= +0.33	Matt Young	139	to	134.84	= -4.16	Kira Hancock
162	to	162.82	= +0.82	Nick Stockton	138	to	137.04	= -0.96	Shannon Mitchell
161	to	162.71	= +1.71	Richard Serr	123	to	123.54	= +0.54	Jen Kidd
174	to	176.03	= +2.03	DJ Miles	142	to	142.95	= +0.95	Ashley Hancock
162	to	164.91	= +2.91	Justin Hodges	117	to	118.50	= +1.50	Marissa Crites

Town & Country 2025-26

Big Apple Fun Center

Reprint of Scores -- Week 15

Lane 3 6 - Breeze Transport Week 15 12/14/2025

Name	Old		HDCP				
	Avg	HDCP	-1-	-2-	-3-	Total	Total
Chris M. Stockton	bk132	78	102	164	132	398	632
Shannon L. Mitchell	bk136	74	130	156	136	422	644
James M. Crown	bk155	55	225	169	166	560	725
Nick J. Stockton	bk162	48	200	134	180	514	658
			====	====	====	====	====
<i>Scratch Total</i>			657	623	614	1894	1894
<i>Handicap</i>			255	255	255		765
<i>Total</i>			912	878	869	1894	2659
<i>Team Points Won</i>			1.0	0.0	1.0	2.0	2.0

Lane 4 4 - DILLIGAF Week 15 12/14/2025

Name	Old		HDCP				
	Avg	HDCP	-1-	-2-	-3-	Total	Total
Shantel A. Miles	130	80	119	166	165	450	690
Steve Miller	171	39	215	222	169	606	723
Robert L. Waline Jr	188	22	167	223	159	549	615
DJ Miles	173	37	176	248	195	619	730
			====	====	====	====	====
<i>Scratch Total</i>			677	859	688	2224	2224
<i>Handicap</i>			178	178	178		534
<i>Total</i>			855	1037	866	2224	2758
<i>Team Points Won</i>			0.0	1.0	0.0	2.0	2.0

Lane 5 2 - Cruizers Week 15 12/14/2025

Name	Old		HDCP				
	Avg	HDCP	-1-	-2-	-3-	Total	Total
Shelli Krotz	bk136	74	126	154	132	412	634
Rich Hancock	bk174	36	182	215	170	567	675
John L. Krotz	bk169	41	228	183	167	578	701
Kira L. Hancock	bk134	76	143	131	163	437	665
			====	====	====	====	====
<i>Scratch Total</i>			679	683	632	1994	1994
<i>Handicap</i>			227	227	227		681
<i>Total</i>			906	910	859	1994	2675
<i>Team Points Won</i>			1.0	1.0	0.0	3.0	3.0

Lane 6 5 - We Attempt Week 15 12/14/2025

Name	Old		HDCP				
	Avg	HDCP	-1-	-2-	-3-	Total	Total
Ashley K. Hancock	bk144	66	149	127	124	400	598
Dani Krotz	bk155	55	148	143	211	502	667
Tyler J. Krotz	bk77	133	88	78	79	245	644
Richard M. Serr	bk163	47	113	168	172	453	594
			====	====	====	====	====
<i>Scratch Total</i>			498	516	586	1600	1600
<i>Handicap</i>			301	301	301		903
<i>Total</i>			799	817	887	1600	2503
<i>Team Points Won</i>			0.0	0.0	1.0	1.0	1.0

Lane 7 1 - Pin Busters Week 15 12/14/2025

Name	Old		HDCP				
	Avg	HDCP	-1-	-2-	-3-	Total	Total
Jessica F. Walker	bk113	97	108	114	139	361	652
Jeff D. Snodgrass	bk126	84	136	110	157	403	655
Matt Young	113	97	115	125	105	345	636
Craig A. Schutt	bk154	56	166	161	174	501	669
			====	====	====	====	====
<i>Scratch Total</i>			525	510	575	1610	1610
<i>Handicap</i>			334	334	334		1002
<i>Total</i>			859	844	909	1610	2612
<i>Team Points Won</i>			1.0	0.0	1.0	2.0	2.0

Lane 8 3 - Kidds Korner Week 15 12/14/2025

Name	Old		HDCP				
	Avg	HDCP	-1-	-2-	-3-	Total	Total
Jen Kidd	123	87	109	111	157	377	638
Justin M. Hodges	bk163	47	157	214	157	528	669
Bryan L. Hodges	bk164	46	179	184	163	526	664
Nick Kidd	bk183	27	195	199	185	579	660
			====	====	====	====	====
<i>Scratch Total</i>			640	708	662	2010	2010
<i>Handicap</i>			207	207	207		621
<i>Total</i>			847	915	869	2010	2631
<i>Team Points Won</i>			0.0	1.0	0.0	2.0	2.0

Town & Country 2025-26

Big Apple Fun Center

* Bowlers listed must have a minimum of 1 games.

Change in Average

Name	-----Old-----		Old					---Average Change---			Weekly Over Avg
	Pins	Games	Avg	-1-	-2-	-3-	Total	New	Old	---> +/-	Series Avg +/-
Janet E. Anderson	750	6	125				0	125.00	- 125.00	= 0.00	
John A. Cornett	895	6	bk149				0	149.17	- 149.17	= 0.00	
Marissa A. Crites	3555	30	118				0	118.50	- 118.50	= 0.00	
James M. Crown	6535	42	bk155	225	169	166	560	157.67	- 155.60	= 2.07	560 - 465=95
Anthony C. Eigenberg	1870	9	207				0	207.78	- 207.78	= 0.00	
Ashley K. Hancock	2602	18	bk144	149	127	124	400	142.95	- 144.56	= -1.60	400 - 432=-32
Kira L. Hancock	5631	42	bk134	143	131	163	437	134.84	- 134.07	= 0.77	437 - 402=35
Rich Hancock	7314	42	bk174	182	215	170	567	175.13	- 174.14	= 0.99	567 - 522=45
Brendon Head	556	5	bk113				0	111.20	- 111.20	= 0.00	
Bryan L. Hodges	6929	42	bk164	179	184	163	526	165.67	- 164.98	= 0.69	526 - 492=34
Justin M. Hodges	4914	30	bk163	157	214	157	528	164.91	- 163.80	= 1.11	528 - 489=39
Kim L. Hodges	3880	30	bk129				0	129.33	- 129.33	= 0.00	
Jen Kidd	2588	21	123	109	111	157	377	123.54	- 123.24	= 0.30	377 - 369=8
Nick Kidd	5500	30	bk183	195	199	185	579	184.21	- 183.33	= 0.88	579 - 549=30
Dani Krotz	6543	42	bk155	148	143	211	502	156.56	- 155.79	= 0.77	502 - 465=37
John L. Krotz	7100	42	bk169	228	183	167	578	170.62	- 169.05	= 1.57	578 - 507=71
Shelli Krotz	5337	39	bk136	126	154	132	412	136.88	- 136.85	= 0.03	412 - 408=4
Tyler J. Krotz	3246	42	bk77	88	78	79	245	77.58	- 77.29	= 0.29	245 - 231=14
Karen L. Lopez	2367	18	131				0	131.50	- 131.50	= 0.00	
Rebecca L. McPherson	491	3	163				0	163.67	- 163.67	= 0.00	
DJ Miles	5190	30	173	176	248	195	619	176.03	- 173.00	= 3.03	619 - 519=100
Shantel A. Miles	2745	21	130	119	166	165	450	133.13	- 130.71	= 2.41	450 - 390=60
Steve Miller	6688	39	171	215	222	169	606	173.67	- 171.49	= 2.18	606 - 513=93
Shannon L. Mitchell	5745	42	bk136	130	156	136	422	137.04	- 136.79	= 0.26	422 - 408=14
Alyssa G. Schutt	992	9	110				0	110.22	- 110.22	= 0.00	
Craig A. Schutt	6490	42	bk154	166	161	174	501	155.36	- 154.52	= 0.83	501 - 462=39
Richard M. Serr	6869	42	bk163	113	168	172	453	162.71	- 163.55	= -0.84	453 - 489=-36
Jeff D. Snodgrass	5195	41	bk126	136	110	157	403	127.23	- 126.71	= 0.52	403 - 378=25
Chris M. Stockton	5551	42	bk132	102	164	132	398	132.20	- 132.17	= 0.03	398 - 396=2
Nick J. Stockton	5836	36	bk162	200	134	180	514	162.82	- 162.11	= 0.71	514 - 486=28
Robert L. Waline Jr	7346	39	188	167	223	159	549	187.98	- 188.36	= -0.38	549 - 564=-15
Jessica F. Walker	3739	33	bk113	108	114	139	361	113.89	- 113.30	= 0.59	361 - 339=22
Matt Young	3055	27	113	115	125	105	345	113.33	- 113.15	= 0.19	345 - 339=6

Town & Country 2025-26

Big Apple Fun Center

* Bowlers listed must have a minimum of 1 games.

High Average Listing

	Name	True Average	Pins	Gms	To Raise Avg +1	To Drop Avg -1
1	Anthony C. Eigenberg	207.78	1870	9	626	613
2	Robert L. Waline Jr	187.98	7895	42	565	519
3	Nick Kidd	184.21	6079	33	581	544
4	DJ Miles	176.03	5809	33	563	526
5	Rich Hancock	175.13	7881	45	567	518
6	Steve Miller	173.67	7294	42	536	490
7	John L. Krotz	170.62	7678	45	530	481
8	Bryan L. Hodges	165.67	7455	45	513	464
9	Justin M. Hodges	164.91	5442	33	498	461
10	Rebecca L. McPherson	163.67	491	3	493	486
11	Nick J. Stockton	162.82	6350	39	496	453
12	Richard M. Serr	162.71	7322	45	502	453
13	James M. Crown	157.67	7095	45	489	440
14	Dani Krotz	156.56	7045	45	491	442
15	Craig A. Schutt	155.36	6991	45	497	448
16	John A. Cornett	149.17	895	6	455	445
17	Ashley K. Hancock	142.95	3002	21	430	405
18	Shannon L. Mitchell	137.04	6167	45	457	408
19	Shelli Krotz	136.88	5749	42	416	370
20	Kira L. Hancock	134.84	6068	45	412	363
21	Shantel A. Miles	133.13	3195	24	423	395
22	Chris M. Stockton	132.20	5949	45	435	386
23	Karen L. Lopez	131.50	2367	18	405	383
24	Kim L. Hodges	129.33	3880	30	410	376
25	Jeff D. Snodgrass	127.23	5598	44	418	370
26	Janet E. Anderson	125.00	750	6	384	374
27	Jen Kidd	123.54	2965	24	383	355
28	Marissa A. Crites	118.50	3555	30	372	338
29	Jessica F. Walker	113.89	4100	36	346	306
30	Matt Young	113.33	3400	30	362	328
31	Brendon Head	111.20	556	5	340	331
32	Alyssa G. Schutt	110.22	992	9	340	327
33	Tyler J. Krotz	77.58	3491	45	253	204

Town & Country 2025-26

Big Apple Fun Center

* Bowlers listed must have a minimum of 22 games.

Note: This report includes information through December 14 which is Week 15 of 31

Most Improved Averages

Name	True		Most Improved		Name	True		Most Improved	
	Average	Gms	Avg	+/-		Average	Gms	Avg	+/-
Bryan L. Hodges	165.67	45	150	+15.67	Jeff D. Snodgrass	127.23	44	123	+4.23
Steve Miller	173.67	42	161	+12.67	Shantel A. Miles	133.13	24	130	+3.13
Nick Kidd	184.21	33	174	+10.21	Justin M. Hodges	164.91	33	162	+2.91
James M. Crown	157.67	45	148	+9.67	Chris M. Stockton	132.20	45	130	+2.20
John L. Krotz	170.62	45	161	+9.62	DJ Miles	176.03	33	174	+2.03
Shelli Krotz	136.88	42	128	+8.88	Richard M. Serr	162.71	45	161	+1.71
Rich Hancock	175.13	45	168	+7.13	Marissa A. Crites	118.50	30	117	+1.50
Jessica F. Walker	113.89	36	108	+5.89	Nick J. Stockton	162.82	39	162	+0.82
Craig A. Schutt	155.36	45	150	+5.36	Jen Kidd	123.54	24	123	+0.54
Robert L. Waline Jr	187.98	42	183	+4.98	Matt Young	113.33	30	113	+0.33
Tyler J. Krotz	77.58	45	73	+4.58	Shannon L. Mitchell	137.04	45	138	-0.96
Dani Krotz	156.56	45	152	+4.56	Kira L. Hancock	134.84	45	139	-4.16
Kim L. Hodges	129.33	30	125	+4.33					

Town & Country 2025-26

Big Apple Fun Center

* Bowlers listed must have a minimum of 1 games.

Most Pins Over Average

Name	-----Old-----		Old	-1-	-2-	-3-	Total	---Average Change---			Weekly Over Avg		
	Pins	Games	Avg					New - Old	---> +/-	Series Avg +/-			
DJ Miles	5190	30	173	176	248	195	619	176.03	-	173.00	=	3.03	619 - 519=100
James M. Crown	6535	42	bk155	225	169	166	560	157.67	-	155.60	=	2.07	560 - 465=95
Steve Miller	6688	39	171	215	222	169	606	173.67	-	171.49	=	2.18	606 - 513=93
John L. Krotz	7100	42	bk169	228	183	167	578	170.62	-	169.05	=	1.57	578 - 507=71
Shantel A. Miles	2745	21	130	119	166	165	450	133.13	-	130.71	=	2.41	450 - 390=60
Rich Hancock	7314	42	bk174	182	215	170	567	175.13	-	174.14	=	0.99	567 - 522=45
Justin M. Hodges	4914	30	bk163	157	214	157	528	164.91	-	163.80	=	1.11	528 - 489=39
Craig A. Schutt	6490	42	bk154	166	161	174	501	155.36	-	154.52	=	0.83	501 - 462=39
Dani Krotz	6543	42	bk155	148	143	211	502	156.56	-	155.79	=	0.77	502 - 465=37
Kira L. Hancock	5631	42	bk134	143	131	163	437	134.84	-	134.07	=	0.77	437 - 402=35
Bryan L. Hodges	6929	42	bk164	179	184	163	526	165.67	-	164.98	=	0.69	526 - 492=34
Nick Kidd	5500	30	bk183	195	199	185	579	184.21	-	183.33	=	0.88	579 - 549=30
Nick J. Stockton	5836	36	bk162	200	134	180	514	162.82	-	162.11	=	0.71	514 - 486=28
Jeff D. Snodgrass	5195	41	bk126	136	110	157	403	127.23	-	126.71	=	0.52	403 - 378=25
Jessica F. Walker	3739	33	bk113	108	114	139	361	113.89	-	113.30	=	0.59	361 - 339=22
Shannon L. Mitchell	5745	42	bk136	130	156	136	422	137.04	-	136.79	=	0.26	422 - 408=14
Tyler J. Krotz	3246	42	bk77	88	78	79	245	77.58	-	77.29	=	0.29	245 - 231=14
Jen Kidd	2588	21	123	109	111	157	377	123.54	-	123.24	=	0.30	377 - 369=8
Matt Young	3055	27	113	115	125	105	345	113.33	-	113.15	=	0.19	345 - 339=6
Shelli Krotz	5337	39	bk136	126	154	132	412	136.88	-	136.85	=	0.03	412 - 408=4
Chris M. Stockton	5551	42	bk132	102	164	132	398	132.20	-	132.17	=	0.03	398 - 396=2
Robert L. Waline Jr	7346	39	188	167	223	159	549	187.98	-	188.36	=	-0.38	549 - 564=-15
Ashley K. Hancock	2602	18	bk144	149	127	124	400	142.95	-	144.56	=	-1.60	400 - 432=-32
Richard M. Serr	6869	42	bk163	113	168	172	453	162.71	-	163.55	=	-0.84	453 - 489=-36

Town & Country 2025-26

Big Apple Fun Center

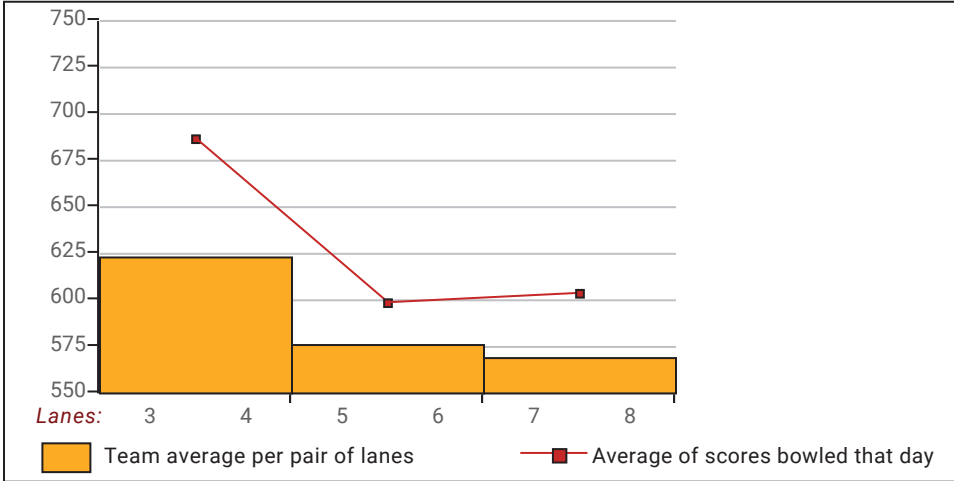
This report is for scores bowled December 14 which is Week 15 of 31

This Week's Statistics

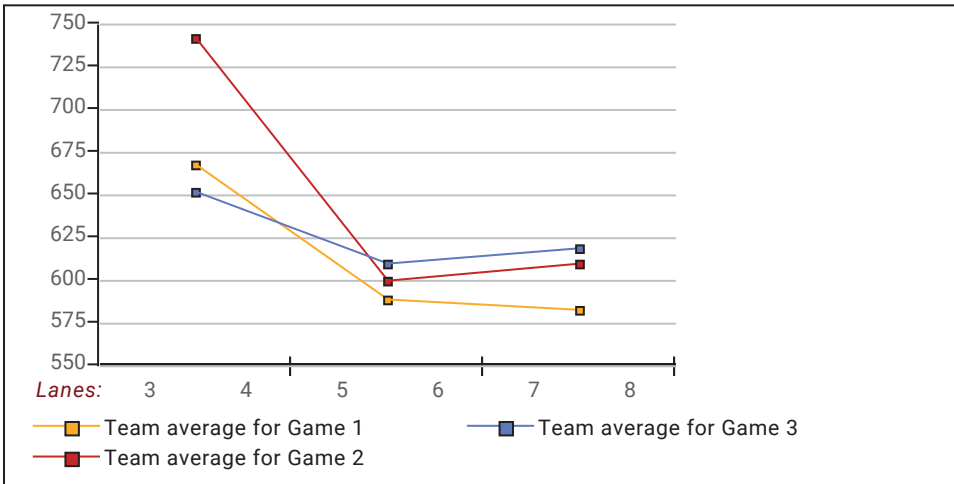
	Over All	Men	Women
How many people bowled	24	15	9
Number of games bowled	72	45	27
Actual average of week's scores	157.39	168.29	139.22
How many games above average	45	33	12
How many games below average	25	12	13
Pins above/below average per game	9.97	12.62	5.56
How many people raised average	21	13	8
by this amount	0.96	1.16	0.65
How many people went down	3	2	1
by this amount	-0.94	-0.61	-1.60
League average before bowling	147.86	156.07	134.16
League average after bowling	148.58	156.99	134.56
Change in league average	0.73	0.92	0.40
800s	--	--	--
775s	--	--	--
750s	--	--	--
725s	--	--	--
700s	--	--	--
675s	--	--	--
650s	--	--	--
625s	--	--	--
600s	2	2	--
575s	2	2	--
550s	2	2	--
525s	3	3	--
500s	3	2	1
475s	--	--	--
450s	2	1	1
425s	1	--	1
400s	4	1	3
below 400	5	2	3
300s	--	--	--
275s	--	--	--
250s	--	--	--
225s	3	3	--
200s	7	6	1
175s	10	10	--
150s	23	16	7
125s	15	3	12
100s	11	4	7
below 100	3	3	--

This report is for scores bowled December 14 which is Week 15 of 31

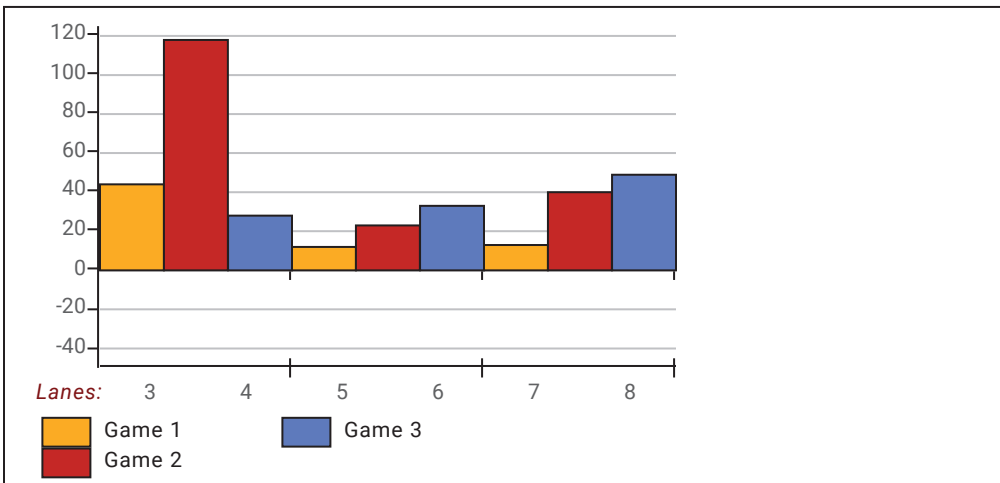
Team Average vs Avg of Scores



Average of Scores for Each Game

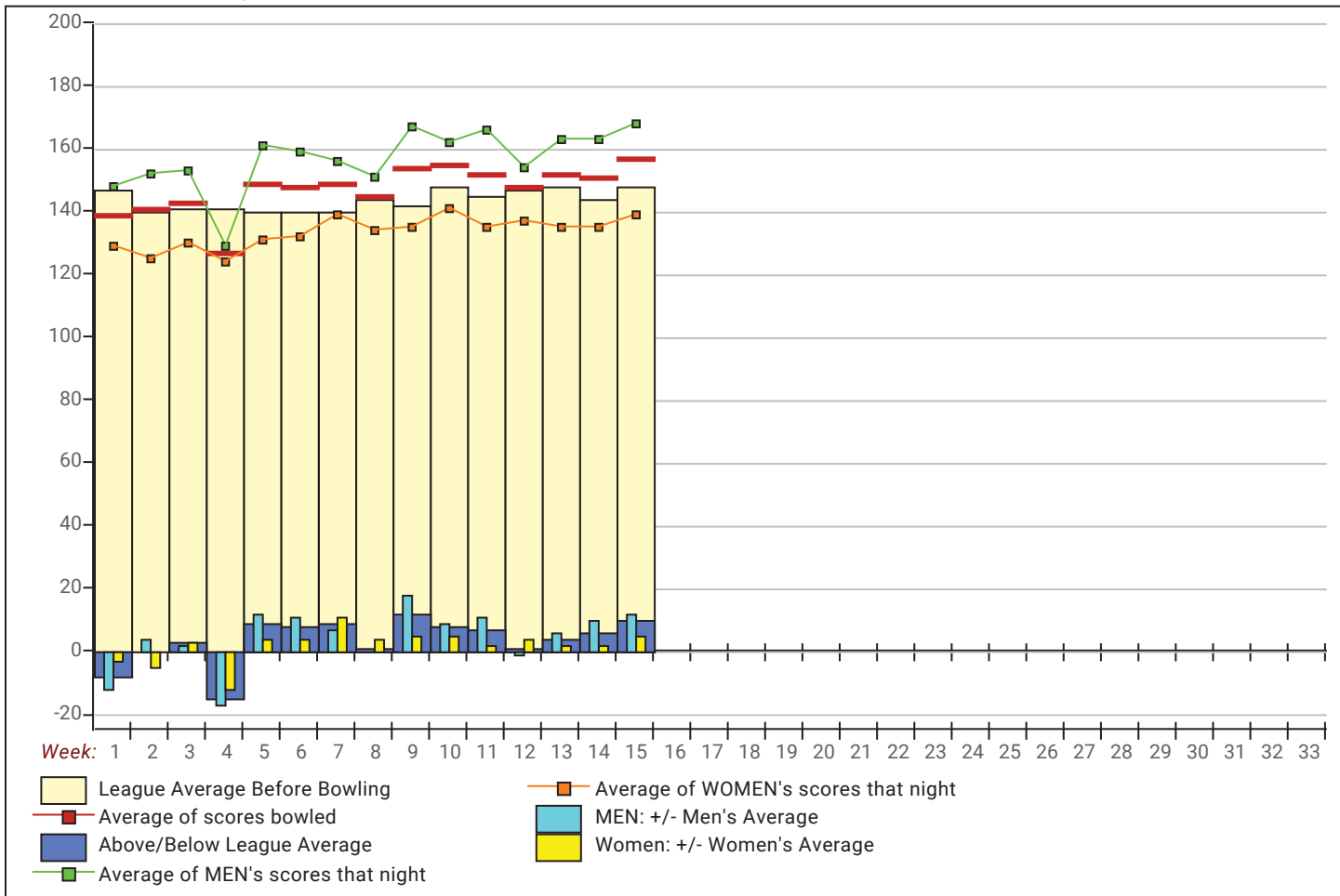


Amount Over/Under Team Average



This report is for scores bowled December 14 which is Week 15 of 31

League Average Week-by-Week



League Average Statistics for Last Week

	League	Right Hand	Left Hand	Men (Lft+Rt)	Women (Lft+Rt)
League Average Before Bowling	147.86	146.09	188.36	156.07	134.16
Average of scores bowled that night	157.39	156.28	183.00	168.29	139.22
New League Average After Bowling	148.58	146.87	187.98	156.99	134.56
Change in League Average	.73	.77	-.38	.92	.40
People Who Bowled Over Average	21	21		13	8
People Who Bowled Under Average	3	2	1	2	1
Average Amount of Series Over Avg	38.14	38.14		47.62	22.75
Average Amount of Series Under Avg	-27.67	-34.00	-15.00	-25.50	-32.00
Difference Avg, NiteAvg	9.97	10.62	-5.00	12.62	5.56
Number of Bowlers	24	23	1	15	9
Number of Games Bowled	72	69	3	45	27
People Who Raised Their Average	21	21		13	8
Raised By an Average of This Amount	.96	.96		1.16	.65
People Who Lowered Their Average	3	2	1	2	1
Lowered By an Average of This Amou	-.94	-1.22	-.38	-.61	-1.60
Number of Games Bowled Over Avera	45	44	1	33	12
Number of Games Bowled Under Avera	25	23	2	12	13

Note: Averages are based only on people who bowled.

Press Release -- 12/15/2025

12/14/2025 Week 15 of 31

Town & Country 2025-26

Sunday 6:30 pm

Big Apple Fun Center

Lanes 3 - 8

Team Standings

Place	Team Name	Avg p/gm	Points Won	Points Lost	Year-To-Date WON	Y-T-D LOST
1	Breeze Transport	587	36 ½	23 ½	36 ½	23 ½
2	DILLIGAF	644	34	26	34	26
3	Cruizers	616	31 ½	28 ½	31 ½	28 ½
4	We Attempt	532	26 ½	33 ½	26 ½	33 ½
5	Pin Busters	506	26	34	26	34
6	Kidds Korner	633	25 ½	34 ½	25 ½	34 ½

*** Although not shown, standings are determined by points only for the current split

Last Week's Top Scores

	Scratch Game	Scratch Series	Handicap Game	Handicap Series
Men	248 DJ Miles	619 DJ Miles	285 DJ Miles	730 DJ Miles
	228 John Krotz	606 Steve Miller	280 James Crown	725 James Crown
	225 James Crown	579 Nick Kidd	269 John Krotz	723 Steve Miller
	223 Robert Waline Jr	578 John Krotz	261 Justin Hodges	701 John Krotz
	222 Steve Miller	567 Rich Hancock	261 Steve Miller	675 Rich Hancock
	215 Rich Hancock	560 James Crown	251 Rich Hancock	669 Justin Hodges
	214 Justin Hodges	549 Robert Waline Jr	248 Nick Stockton	669 Craig Schutt
	200 Nick Stockton	528 Justin Hodges	245 Robert Waline Jr	664 Bryan Hodges
	199 Nick Kidd	526 Bryan Hodges	241 Jeff Snodgrass	660 Nick Kidd
	184 Bryan Hodges	514 Nick Stockton	230 Bryan Hodges	658 Nick Stockton
			230 Craig Schutt	
Women	211 Dani Krotz	502 Dani Krotz	266 Dani Krotz	690 Shantel Miles
	166 Shantel Miles	450 Shantel Miles	246 Shantel Miles	667 Dani Krotz
	164 Chris Stockton	437 Kira Hancock	244 Jen Kidd	665 Kira Hancock
	163 Kira Hancock	422 Shannon Mitchell	242 Chris Stockton	652 Jessica Walker
	157 Jen Kidd	412 Shelli Krotz	239 Kira Hancock	644 Shannon Mitchell
	156 Shannon Mitchell	400 Ashley Hancock	236 Jessica Walker	638 Jen Kidd
	154 Shelli Krotz	398 Chris Stockton	230 Shannon Mitchell	634 Shelli Krotz
	149 Ashley Hancock	377 Jen Kidd	228 Shelli Krotz	632 Chris Stockton
	139 Jessica Walker	361 Jessica Walker	215 Ashley Hancock	598 Ashley Hancock

Local and Bowling Center Awards

Name	USBC ID Number	Award Average	Award Games	G1	G2	G3	Series	Award Score	Award Received
James M. Crown	1513-966 USBC	155	42	225	169	166	560	225	225 Game (Local Assoc. Awards)
	1513-966 USBC	155		225	169	166	560	225	Clean Game (199 Average or Les (Local Ass
Justin M. Hodges	11-718687 USBC	163	30	157	214	157	528	214	200 Game (Local Assoc. Awards)
Dani Krotz	4132-1351 USBC	155	42	148	143	211	502	211	200 Game (Local Assoc. Awards)
John L. Krotz	1494-2625 USBC	169	42	228	183	167	578	228	225 Game (Local Assoc. Awards)
DJ Miles	1489-1283 USBC	173	30	176	248	195	619	619	600 Series (Local Assoc. Awards)
	1489-1283 USBC	173	30	176	248	195	619	248	75 Pins Over Average (Local Assoc. Awards)
	1489-1283 USBC	173	30	176	248	195	619	248	225 Game (Local Assoc. Awards)
Steve Miller	1489-306816 USB	171	39	215	222	169	606	606	600 Series (Local Assoc. Awards)
Nick J. Stockton	1494-2685 USBC	162	36	200	134	180	514	200	200 Game (Local Assoc. Awards)