

Town & Country 2025-26

Sunday 6:30 pm

Big Apple Fun Center

Lanes 3 - 8

President: John Krotz (308)440-9799

Vice President: Richard Serr (308)440-0152

Secretary/Treasurer: Trish Hancock (308)440-6787

Team Standings

Place	#	Team Name	Points Won	Points Lost	%Won	Pins + HDCP	Scratch Pins	Avg p/gm	High Game	High Sers	HDCP Game	HDCP Sers
1	6	Breeze Transport	34½	21½	61.6	35794	24562	584	699	2017	961	2803
2	4	DILLIGAF	32	24	57.1	36051	26778	637	780	2106	1031	2811
3	2	Cruizers	28½	27½	50.9	35900	25736	612	745	2022	978	2766
4	5	We Attempt	25½	30½	45.5	35772	22377	532	642	1799	976	2816
5	1	Pin Busters	24	32	42.9	35467	21168	504	566	1672	906	2699
6	3	Kidds Korner	23½	32½	42.0	35616	26517	631	842	2121	1023	2753

Review of Last Week's Bowling....

Lanes	Team Name	HDCP -1-	HDCP -2-	HDCP -3-	HDCP Total	Last Wk WON	Team Name	HDCP -1-	HDCP -2-	HDCP -3-	HDCP Total	Last Wk WON
3-4	Pin Busters	863	804	825	2492	1	<---> DILLIGAF	921	802	860	2583	3
5-6	We Attempt	812	821	854	2487	0	<---> Kidds Korner	883	888	908	2679	4
7-8	Breeze Transport	951	891	961	2803	4	<---> Cruizers	820	875	825	2520	0

Lane Assignments

	3-4	5-6	7-8	
Wk15 12/14	6- 4	2- 5	1- 3	Position Round- Start Lane - 3
Wk16 12/21	3- 6	2- 4	5- 1	
HD1 12/28 🇺🇸	Christmas Break			No bowling
Wk17 01/04	5- 4	6- 1	2- 3	

Last Week's Top Scores

Team Scratch Game		Team Scratch Series		Team Handicap Game		Team Handicap Series	
699	Breeze Transport	2017	Breeze Transport	961	Breeze Transport	2803	Breeze Transport
688	DILLIGAF	1944	Kidds Korner	921	DILLIGAF	2679	Kidds Korner
663	Kidds Korner	1884	DILLIGAF	908	Kidds Korner	2583	DILLIGAF
648	Cruizers	1839	Cruizers	875	Cruizers	2520	Cruizers
534	We Attempt	1527	We Attempt	863	Pin Busters	2492	Pin Busters
530	Pin Busters	1493	Pin Busters	854	We Attempt	2487	We Attempt
Scratch Game		Scratch Series		Handicap Game		Handicap Series	
Men	226 Robert Waline Jr	632	Nick Kidd	262	James Crown	722	Nick Kidd
	214 Nick Kidd	600	Robert Waline Jr	260	Craig Schutt	705	Bryan Hodges
	211 Steve Miller	564	Bryan Hodges	259	Nick Stockton	704	James Crown
	209 Nick Stockton	557	Steve Miller	251	Steve Miller	702	Nick Stockton
	205 James Crown	552	Nick Stockton	249	Robert Waline Jr	690	Craig Schutt
	203 Craig Schutt	534	John Krotz	244	Nick Kidd	677	Steve Miller
	201 Rich Hancock	533	James Crown	237	Rich Hancock	669	Robert Waline Jr
	195 John Krotz	519	Craig Schutt	237	Bryan Hodges	660	John Krotz
	190 Bryan Hodges	510	Rich Hancock	237	John Krotz	631	Matt Young
	180 Richard Serr	486	Richard Serr	227	Richard Serr	627	Richard Serr
Women	184 Shannon Mitchell	468	Shannon Mitchell	262	Chris Stockton	704	Chris Stockton
	182 Chris Stockton	464	Chris Stockton	259	Shannon Mitchell	693	Shannon Mitchell
	169 Dani Krotz	461	Dani Krotz	241	Shelli Krotz	661	Shelli Krotz
	167 Shelli Krotz	439	Shelli Krotz	235	Kira Hancock	658	Marissa Crites
	160 Kira Hancock	386	Kim Hodges	229	Marissa Crites	634	Janet Anderson
	140 Kim Hodges	379	Marissa Crites	224	Janet Anderson	629	Kim Hodges
	138 Janet Anderson	376	Janet Anderson	224	Dani Krotz	626	Dani Krotz
	136 Marissa Crites	362	Jen Kidd	221	Kim Hodges	623	Jen Kidd
	127 Jen Kidd	356	Kira Hancock	214	Jen Kidd	581	Kira Hancock
	120 Shantel Miles	348	Shantel Miles	197	Shantel Miles	579	Shantel Miles

Season High Scores

Team Scratch Game		Team Scratch Series		Team Handicap Game		Team Handicap Series	
842	Kidds Korner	2121	Kidds Korner	1031	DILLIGAF	2816	We Attempt
780	DILLIGAF	2106	DILLIGAF	1023	Kidds Korner	2811	DILLIGAF
745	Cruizers	2022	Cruizers	978	Cruizers	2803	Breeze Transport
699	Breeze Transport	2017	Breeze Transport	976	We Attempt	2766	Cruizers
642	We Attempt	1799	We Attempt	961	Breeze Transport	2753	Kidds Korner
566	Pin Busters	1672	Pin Busters	906	Pin Busters	2699	Pin Busters

	Scratch Game	Scratch Series	Handicap Game	Handicap Series
Men	288 Nick Kidd	679 Nick Kidd	324 Nick Kidd	793 Steve Miller
	267 Steve Miller	675 Anthony Eigenberg	316 Steve Miller	787 Nick Kidd
	258 Robert Waline Jr	646 Steve Miller	302 Bryan Hodges	767 Rich Hancock
	257 Anthony Eigenberg	638 Rich Hancock	294 James Crown	767 John Krotz
	252 Bryan Hodges	629 John Krotz	285 Robert Waline Jr	754 Robert Waline Jr
	238 Rich Hancock	628 Robert Waline Jr	281 Rich Hancock	753 Bryan Hodges
	234 John Krotz	587 DJ Miles	280 John Krotz	735 James Crown
	232 James Crown	581 Bryan Hodges	274 Nick Stockton	725 Nick Stockton
	226 Nick Stockton	558 Justin Hodges	268 Justin Hodges	724 Tyler Krotz
	215 DJ Miles	554 Nick Stockton	264 Tyler Krotz	720 Justin Hodges
Women	209 Shelli Krotz	538 Dani Krotz	295 Shelli Krotz	768 Ashley Hancock
	207 Dani Krotz	507 Ashley Hancock	270 Dani Krotz	727 Shelli Krotz
	184 Shannon Mitchell	491 Rebecca McPherson	265 Kim Hodges	727 Dani Krotz
	182 Chris Stockton	478 Shelli Krotz	265 Ashley Hancock	720 Jessica Walker
	181 Kim Hodges	471 Kim Hodges	262 Chris Stockton	715 Shannon Mitchell
	181 Ashley Hancock	469 Shannon Mitchell	259 Shannon Mitchell	704 Chris Stockton
	171 Kira Hancock	467 Kira Hancock	257 Jessica Walker	704 Kira Hancock
	169 Rebecca McPherson	464 Chris Stockton	256 Jen Kidd	701 Shantel Miles
	168 Shantel Miles	458 Shantel Miles	249 Shantel Miles	686 Jen Kidd
	164 Jen Kidd	425 Karen Lopez	245 Kira Hancock	681 Kim Hodges

Team Rosters

1 - Pin Busters

Name	Avg	HDCP	Pins	Gms	High Game	High Sers	HDCP Game	HDCP Sers	0's	100's	200's	0's	400's	500's
Jessica F. Walker	113	97	3739	33	153	417	257	720	5	28	--	10	1	--
Jeff D. Snodgrass	126	84	5195	41	155	415	246	674	3	38	--	8	5	--
Matt Young	113	97	3055	27	178	402	258	671	7	20	--	8	1	--
Craig A. Schutt	154	56	6490	42	203	519	260	715	--	41	1	2	10	2
Alyssa G. Schutt	110	100	992	9	128	345	226	645	2	7	--	3	--	--

2 - Cruizers

Name	Avg	HDCP	Pins	Gms	High Game	High Sers	HDCP Game	HDCP Sers	0's	100's	200's	0's	400's	500's
Shelli Krotz	136	74	5337	39	209	478	295	727	2	36	1	5	8	--
Rich Hancock	174	36	7314	42	238	638	281	767	--	35	7	--	3	11
John L. Krotz	169	41	7100	42	234	629	280	767	--	38	4	--	5	9
Kira L. Hancock	134	76	5631	42	171	467	245	704	2	40	--	7	7	--
Trish R. Hancock	bk135	75	0	0	0	0			--	--	--	--	--	--

3 - Kidds Korner

Name	Avg	HDCP	Pins	Gms	High Game	High Sers	HDCP Game	HDCP Sers	0's	100's	200's	0's	400's	500's
Jen Kidd	123	87	2588	21	164	410	256	686	2	19	--	6	1	--
Kim L. Hodges	129	81	3880	30	181	471	265	681	2	28	--	5	5	--
Justin M. Hodges	163	47	4914	30	214	558	268	720	--	26	4	--	6	4
Bryan L. Hodges	164	46	6929	42	252	581	302	753	--	38	4	--	8	6
Nick Kidd	183	27	5500	30	288	679	324	787	--	21	9	--	1	9

4 - DILLIGAF

Name	Avg	HDCP	Pins	Gms	High Game	High Sers	HDCP Game	HDCP Sers	0's	100's	200's	0's	400's	500's
Marissa A. Crites	118	92	3555	30	144	392	237	677	3	27	--	10	--	--
Shantel A. Miles	130	80	2745	21	168	458	249	701	--	21	--	5	2	--
Steve Miller	171	39	6688	39	267	646	316	793	--	33	6	--	6	7
Robert L. Waline Jr	188	22	7346	39	258	628	285	754	--	28	11	--	1	12
DJ Miles	173	37	5190	30	215	587	260	708	--	26	4	--	3	7

5 - We Attempt

Name	Avg	HDCP	Pins	Gms	High Game	High Sers	HDCP Game	HDCP Sers	0's	100's	200's	0's	400's	500's
Ashley K. Hancock	144	66	2602	18	181	507	265	768	1	17	--	2	2	2
Dani Krotz	155	55	6543	42	207	538	270	727	--	40	2	1	11	2
Tyler J. Krotz	77	133	3246	42	128	316	264	724	40	2	--	14	--	--
Richard M. Serr	163	47	6869	42	200	552	250	699	--	41	1	--	8	6
Karen L. Lopez	131	79	2367	18	157	425	237	667	--	18	--	4	2	--

6 - Breeze Transport

Name	Avg	HDCP	Pins	Gms	High Game	High Sers	HDCP Game	HDCP Sers	0's	100's	200's	0's	400's	500's
Chris M. Stockton	132	78	5551	42	182	464	262	704	1	41	--	8	6	--
Shannon L. Mitchell	136	74	5745	42	184	469	259	715	1	41	--	6	8	--
James M. Crown	155	55	6535	42	232	553	294	735	--	38	4	1	9	4
Nick J. Stockton	162	48	5836	36	226	554	274	725	--	32	4	1	6	5
John A. Cornett	149	61	895	6	175	475	246	688	--	6	--	--	2	--

Temporary Substitutes

 Men

Name	Avg	HDCP	Pins	Gms	High Game	High Sers	HDCP Game	HDCP Sers	0's	100's	200's	0's	400's	500's
Anthony C. Eigenberg	207	3	1870	9	257	675	257	675	--	3	6	--	--	3
Brendon Head	bk113	97	556	5	139	278	236	569	2	3	--	1	--	--

 Women

Name	Avg	HDCP	Pins	Gms	High Game	High Sers	HDCP Game	HDCP Sers	0's	100's	200's	0's	400's	500's
Janet E. Anderson	125	85	750	6	142	376	228	634	--	6	--	2	--	--
Rebecca L. McPherson	163	47	491	3	169	491	216	632	--	3	--	--	1	--

Individual High Averages

Men	Avg	Name	Women	Avg	Name
188.36	Robert Waline Jr	155.79	Dani Krotz		
183.33	Nick Kidd	136.85	Shelli Krotz		
174.14	Rich Hancock	136.79	Shannon Mitchell		
173.00	DJ Miles	134.07	Kira Hancock		
171.49	Steve Miller	132.17	Chris Stockton		

Most Improved Average

Men	Start	End	Change	Name	Women	Start	End	Change	Name
150	to	164.98	= +14.98	Bryan Hodges	128	to	136.85	= +8.85	Shelli Krotz
161	to	171.49	= +10.49	Steve Miller	108	to	113.30	= +5.30	Jessica Walker
174	to	183.33	= +9.33	Nick Kidd	125	to	129.33	= +4.33	Kim Hodges
161	to	169.05	= +8.05	John Krotz	152	to	155.79	= +3.79	Dani Krotz
148	to	155.60	= +7.60	James Crown	130	to	132.17	= +2.17	Chris Stockton

Most Un-Improved Averages

Men	Start	End	Change	Name	Women	Start	End	Change	Name
174	to	173.00	= -1.00	DJ Miles	139	to	134.07	= -4.93	Kira Hancock
162	to	162.11	= +0.11	Nick Stockton	138	to	136.79	= -1.21	Shannon Mitchell
113	to	113.15	= +0.15	Matt Young	123	to	123.24	= +0.24	Jen Kidd
162	to	163.80	= +1.80	Justin Hodges	130	to	130.71	= +0.71	Shantel Miles
161	to	163.55	= +2.55	Richard Serr	117	to	118.50	= +1.50	Marissa Crites

Town & Country 2025-26

Big Apple Fun Center

Reprint of Scores -- Week 14

Lane 3 1 - Pin Busters Week 14 12/7/2025

Name	Old	Old					HDCP	
	Avg	HDCP	-1-	-2-	-3-	Total	Total	
Jessica F. Walker	bk113	97	a103	a103	a103	309	600	
Jeff D. Snodgrass	bk128	82	116	98	111	325	571	
Matt Young	113	97	108	106	126	340	631	
Craig A. Schutt	bk153	57	203	164	152	519	690	
			====	====	====	====	====	
Scratch Total			530	471	492	1493	1493	
Handicap			333	333	333		999	
Total			863	804	825	1493	2492	
Team Points Won			0.0	1.0	0.0	1.0	1.0	

Lane 4 4 - DILLIGAF Week 14 12/7/2025

Name	Old	Old				HDCP	
	Avg	HDCP	-1-	-2-	-3-	Total	Total
Marissa A. Crites	117	93	131	112	136	379	658
Shantel A. Miles	133	77	120	116	112	348	579
Steve Miller	170	40	211	156	190	557	677
Robert L. Waline Jr	187	23	226	185	189	600	669
			====	====	====	====	====
Scratch Total			688	569	627	1884	1884
Handicap			233	233	233		699
Total			921	802	860	1884	2583
Team Points Won			1.0	0.0	1.0	3.0	3.0

Lane 5 5 - We Attempt Week 14 12/7/2025

Name	Old	Old					HDCP	
	Avg	HDCP	-1-	-2-	-3-	Total	Total	
Dani Krotz	bk155	55	149	143	169	461	626	
Tyler J. Krotz	bk78	132	72	56	76	204	600	
Richard M. Serr	bk163	47	142	164	180	486	627	
Janet E. Anderson	124	86	129	138	109	376	634	
			====	====	====	====	====	
Scratch Total			492	501	534	1527	1527	
Handicap			320	320	320		960	
Total			812	821	854	1527	2487	
Team Points Won			0.0	0.0	0.0	0.0	0.0	

Lane 6 3 - Kidds Korner Week 14 12/7/2025

Name	Old	Old				HDCP	
	Avg	HDCP	-1-	-2-	-3-	Total	Total
Jen Kidd	123	87	116	127	119	362	623
Kim L. Hodges	bk129	81	125	121	140	386	629
Bryan L. Hodges	bk163	47	184	190	190	564	705
Nick Kidd	bk180	30	213	205	214	632	722
			====	====	====	====	====
Scratch Total			638	643	663	1944	1944
Handicap			245	245	245		735
Total			883	888	908	1944	2679
Team Points Won			1.0	1.0	1.0	4.0	4.0

Lane 7 6 - Breeze Transport Week 14 12/7/2025

Name	Old	Old					HDCP	
	Avg	HDCP	-1-	-2-	-3-	Total	Total	
Chris M. Stockton	bk130	80	182	142	140	464	704	
Shannon L. Mitchell	bk135	75	142	142	184	468	693	
James M. Crown	bk153	57	192	136	205	533	704	
Nick J. Stockton	bk160	50	173	209	170	552	702	
			====	====	====	====	====	
Scratch Total			689	629	699	2017	2017	
Handicap			262	262	262		786	
Total			951	891	961	2017	2803	
Team Points Won			1.0	1.0	1.0	4.0	4.0	

Lane 8 2 - Cruizers Week 14 12/7/2025

Name	Old	Old				HDCP	
	Avg	HDCP	-1-	-2-	-3-	Total	Total
Shellie Krotz	bk136	74	141	131	167	439	661
Rich Hancock	bk174	36	170	201	139	510	618
John L. Krotz	bk168	42	195	156	183	534	660
Kira L. Hancock	bk135	75	87	160	109	356	581
			====	====	====	====	====
Scratch Total			593	648	598	1839	1839
Handicap			227	227	227		681
Total			820	875	825	1839	2520
Team Points Won			0.0	0.0	0.0	0.0	0.0

Town & Country 2025-26

Big Apple Fun Center

* Bowlers listed must have a minimum of 1 games.

Change in Average

Name	-----Old-----		Old Avg	---Average Change---			Total	---Average Change---			Weekly Over Avg Series Avg +/-
	Pins	Games		-1-	-2-	-3-		New - Old ---> +/-			
Janet E. Anderson	374	3	124	129	138	109	376	125.00	- 124.67	= 0.33	376 - 372=4
John A. Cornett	895	6	bk149				0	149.17	- 149.17	= 0.00	
Marissa A. Crites	3176	27	117	131	112	136	379	118.50	- 117.63	= 0.87	379 - 351=28
James M. Crown	6002	39	bk153	192	136	205	533	155.60	- 153.90	= 1.70	533 - 459=74
Anthony C. Eigenberg	1870	9	207				0	207.78	- 207.78	= 0.00	
Ashley K. Hancock	2602	18	bk144				0	144.56	- 144.56	= 0.00	
Kira L. Hancock	5275	39	bk135	87	160	109	356	134.07	- 135.26	= -1.18	356 - 405=-49
Rich Hancock	6804	39	bk174	170	201	139	510	174.14	- 174.46	= -0.32	510 - 522=-12
Brendon Head	556	5	bk113				0	111.20	- 111.20	= 0.00	
Bryan L. Hodges	6365	39	bk163	184	190	190	564	164.98	- 163.21	= 1.77	564 - 489=75
Justin M. Hodges	4914	30	bk163				0	163.80	- 163.80	= 0.00	
Kim L. Hodges	3494	27	bk129	125	121	140	386	129.33	- 129.41	= -0.07	386 - 387=-1
Jen Kidd	2226	18	123	116	127	119	362	123.24	- 123.67	= -0.43	362 - 369=-7
Nick Kidd	4868	27	bk180	213	205	214	632	183.33	- 180.30	= 3.04	632 - 540=92
Dani Krotz	6082	39	bk155	149	143	169	461	155.79	- 155.95	= -0.16	461 - 465=-4
John L. Krotz	6566	39	bk168	195	156	183	534	169.05	- 168.36	= 0.69	534 - 504=30
Shelli Krotz	4898	36	bk136	141	131	167	439	136.85	- 136.06	= 0.79	439 - 408=31
Tyler J. Krotz	3042	39	bk78	72	56	76	204	77.29	- 78.00	= -0.71	204 - 234=-30
Karen L. Lopez	2367	18	131				0	131.50	- 131.50	= 0.00	
Rebecca L. McPherson	491	3	163				0	163.67	- 163.67	= 0.00	
DJ Miles	5190	30	173				0	173.00	- 173.00	= 0.00	
Shantel A. Miles	2397	18	133	120	116	112	348	130.71	- 133.17	= -2.45	348 - 399=-51
Steve Miller	6131	36	170	211	156	190	557	171.49	- 170.31	= 1.18	557 - 510=47
Shannon L. Mitchell	5277	39	bk135	142	142	184	468	136.79	- 135.31	= 1.48	468 - 405=63
Alyssa G. Schutt	992	9	110				0	110.22	- 110.22	= 0.00	
Craig A. Schutt	5971	39	bk153	203	164	152	519	154.52	- 153.10	= 1.42	519 - 459=60
Richard M. Serr	6383	39	bk163	142	164	180	486	163.55	- 163.67	= -0.12	486 - 489=-3
Jeff D. Snodgrass	4870	38	bk128	116	98	111	325	126.71	- 128.16	= -1.45	325 - 384=-59
Chris M. Stockton	5087	39	bk130	182	142	140	464	132.17	- 130.44	= 1.73	464 - 390=74
Nick J. Stockton	5284	33	bk160	173	209	170	552	162.11	- 160.12	= 1.99	552 - 480=72
Robert L. Waline Jr	6746	36	187	226	185	189	600	188.36	- 187.39	= 0.97	600 - 561=39
Jessica F. Walker	3739	33	bk113	a103	a103	a103	309	113.30	- 113.30	= 0.00	
Matt Young	2715	24	113	108	106	126	340	113.15	- 113.13	= 0.02	340 - 339=1

Town & Country 2025-26

Big Apple Fun Center

* Bowlers listed must have a minimum of 1 games.

High Average Listing

	Name	True Average	Pins	Gms	To Raise Avg +1	To Drop Avg -1
1	Anthony C. Eigenberg	207.78	1870	9	626	613
2	Robert L. Waline Jr	188.36	7346	39	592	549
3	Nick Kidd	183.33	5500	30	572	538
4	Rich Hancock	174.14	7314	42	561	515
5	DJ Miles	173.00	5190	30	552	518
6	Steve Miller	171.49	6688	39	536	493
7	John L. Krotz	169.05	7100	42	550	504
8	Bryan L. Hodges	164.98	6929	42	496	450
9	Justin M. Hodges	163.80	4914	30	498	464
10	Rebecca L. McPherson	163.67	491	3	493	486
11	Richard M. Serr	163.55	6869	42	511	465
12	Nick J. Stockton	162.11	5836	36	521	481
13	Dani Krotz	155.79	6543	42	477	431
14	James M. Crown	155.60	6535	42	485	439
15	Craig A. Schutt	154.52	6490	42	485	439
16	John A. Cornett	149.17	895	6	455	445
17	Ashley K. Hancock	144.56	2602	18	443	421
18	Shelli Krotz	136.85	5337	39	417	374
19	Shannon L. Mitchell	136.79	5745	42	420	374
20	Kira L. Hancock	134.07	5631	42	444	398
21	Chris M. Stockton	132.17	5551	42	434	388
22	Karen L. Lopez	131.50	2367	18	405	383
23	Shantel A. Miles	130.71	2745	21	399	374
24	Kim L. Hodges	129.33	3880	30	410	376
25	Jeff D. Snodgrass	126.71	5195	41	393	348
26	Janet E. Anderson	125.00	750	6	384	374
27	Jen Kidd	123.24	2588	21	388	363
28	Marissa A. Crites	118.50	3555	30	372	338
29	Jessica F. Walker	113.30	3739	33	365	328
30	Matt Young	113.15	3055	27	365	334
31	Brendon Head	111.20	556	5	340	331
32	Alyssa G. Schutt	110.22	992	9	340	327
33	Tyler J. Krotz	77.29	3246	42	264	218

Town & Country 2025-26

Big Apple Fun Center

* Bowlers listed must have a minimum of 22 games.

Note: This report includes information through December 7 which is Week 14 of 31

Most Improved Averages

Name	True		Most Improved		Name	True		Most Improved	
	Average	Gms	Avg	+/-		Average	Gms	Avg	+/-
Bryan L. Hodges	164.98	42	150	+14.98	Dani Krotz	155.79	42	152	+3.79
Steve Miller	171.49	39	161	+10.49	Jeff D. Snodgrass	126.71	41	123	+3.71
Nick Kidd	183.33	30	174	+9.33	Richard M. Serr	163.55	42	161	+2.55
Shelli Krotz	136.85	39	128	+8.85	Chris M. Stockton	132.17	42	130	+2.17
John L. Krotz	169.05	42	161	+8.05	Justin M. Hodges	163.80	30	162	+1.80
James M. Crown	155.60	42	148	+7.60	Marissa A. Crites	118.50	30	117	+1.50
Rich Hancock	174.14	42	168	+6.14	Matt Young	113.15	27	113	+0.15
Robert L. Waline Jr	188.36	39	183	+5.36	Nick J. Stockton	162.11	36	162	+0.11
Jessica F. Walker	113.30	33	108	+5.30	DJ Miles	173.00	30	174	-1.00
Craig A. Schutt	154.52	42	150	+4.52	Shannon L. Mitchell	136.79	42	138	-1.21
Kim L. Hodges	129.33	30	125	+4.33	Kira L. Hancock	134.07	42	139	-4.93
Tyler J. Krotz	77.29	42	73	+4.29					

Town & Country 2025-26

Big Apple Fun Center

* Bowlers listed must have a minimum of 1 games.

Most Pins Over Average

Name	-----Old-----		Old					---Average Change---			Weekly Over Avg
	Pins	Games	Avg	-1-	-2-	-3-	Total	New	Old	---> +/-	Series Avg +/-
Nick Kidd	4868	27	bk180	213	205	214	632	183.33	- 180.30	= 3.04	632 - 540=92
Bryan L. Hodges	6365	39	bk163	184	190	190	564	164.98	- 163.21	= 1.77	564 - 489=75
Chris M. Stockton	5087	39	bk130	182	142	140	464	132.17	- 130.44	= 1.73	464 - 390=74
James M. Crown	6002	39	bk153	192	136	205	533	155.60	- 153.90	= 1.70	533 - 459=74
Nick J. Stockton	5284	33	bk160	173	209	170	552	162.11	- 160.12	= 1.99	552 - 480=72
Shannon L. Mitchell	5277	39	bk135	142	142	184	468	136.79	- 135.31	= 1.48	468 - 405=63
Craig A. Schutt	5971	39	bk153	203	164	152	519	154.52	- 153.10	= 1.42	519 - 459=60
Steve Miller	6131	36	170	211	156	190	557	171.49	- 170.31	= 1.18	557 - 510=47
Robert L. Waline Jr	6746	36	187	226	185	189	600	188.36	- 187.39	= 0.97	600 - 561=39
Shelli Krotz	4898	36	bk136	141	131	167	439	136.85	- 136.06	= 0.79	439 - 408=31
John L. Krotz	6566	39	bk168	195	156	183	534	169.05	- 168.36	= 0.69	534 - 504=30
Marissa A. Crites	3176	27	117	131	112	136	379	118.50	- 117.63	= 0.87	379 - 351=28
Janet E. Anderson	374	3	124	129	138	109	376	125.00	- 124.67	= 0.33	376 - 372=4
Matt Young	2715	24	113	108	106	126	340	113.15	- 113.13	= 0.02	340 - 339=1
Kim L. Hodges	3494	27	bk129	125	121	140	386	129.33	- 129.41	= -0.07	386 - 387=-1
Richard M. Serr	6383	39	bk163	142	164	180	486	163.55	- 163.67	= -0.12	486 - 489=-3
Dani Krotz	6082	39	bk155	149	143	169	461	155.79	- 155.95	= -0.16	461 - 465=-4
Jen Kidd	2226	18	123	116	127	119	362	123.24	- 123.67	= -0.43	362 - 369=-7
Rich Hancock	6804	39	bk174	170	201	139	510	174.14	- 174.46	= -0.32	510 - 522=-12
Tyler J. Krotz	3042	39	bk78	72	56	76	204	77.29	- 78.00	= -0.71	204 - 234=-30
Kira L. Hancock	5275	39	bk135	87	160	109	356	134.07	- 135.26	= -1.18	356 - 405=-49
Shantel A. Miles	2397	18	133	120	116	112	348	130.71	- 133.17	= -2.45	348 - 399=-51
Jeff D. Snodgrass	4870	38	bk128	116	98	111	325	126.71	- 128.16	= -1.45	325 - 384=-59

Town & Country 2025-26

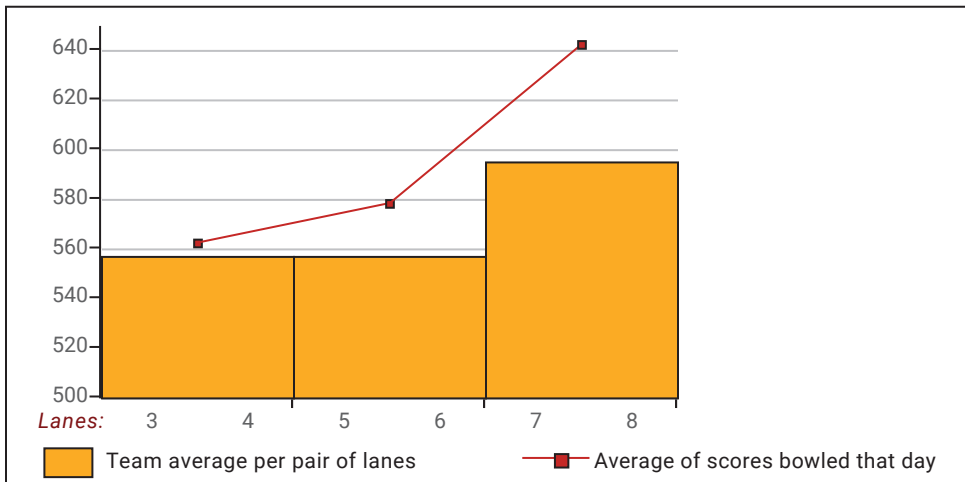
Big Apple Fun Center

This report is for scores bowled December 7 which is Week 14 of 31

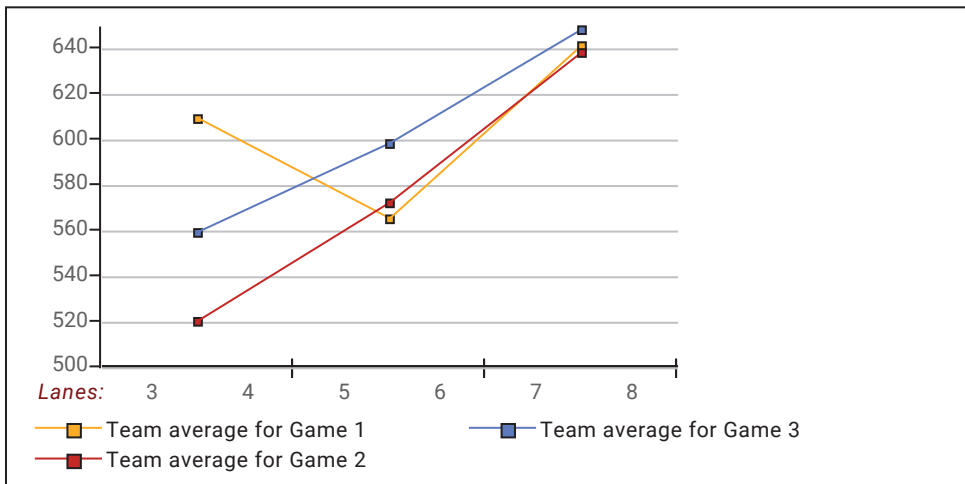
This Week's Statistics

	Over All	Men	Women
How many people bowled	23	13	10
Number of games bowled	69	39	30
Actual average of week's scores	150.65	162.97	134.63
How many games above average	39	23	16
How many games below average	30	16	14
Pins above/below average per game	6.87	9.90	2.93
How many people raised average by this amount	14 1.28	9 1.42	5 1.04
How many people went down by this amount	9 -0.77	4 -0.65	5 -0.86
League average before bowling	144.16	153.39	132.15
League average after bowling	144.64	154.17	132.24
Change in league average	0.48	0.78	0.09
800s	--	--	--
775s	--	--	--
750s	--	--	--
725s	--	--	--
700s	--	--	--
675s	--	--	--
650s	--	--	--
625s	1	1	--
600s	1	1	--
575s	--	--	--
550s	3	3	--
525s	2	2	--
500s	2	2	--
475s	1	1	--
450s	3	--	3
425s	1	--	1
400s	--	--	--
below 400	9	3	6
300s	--	--	--
275s	--	--	--
250s	--	--	--
225s	1	1	--
200s	8	8	--
175s	12	10	2
150s	11	8	3
125s	19	4	15
100s	13	4	9
below 100	5	4	1

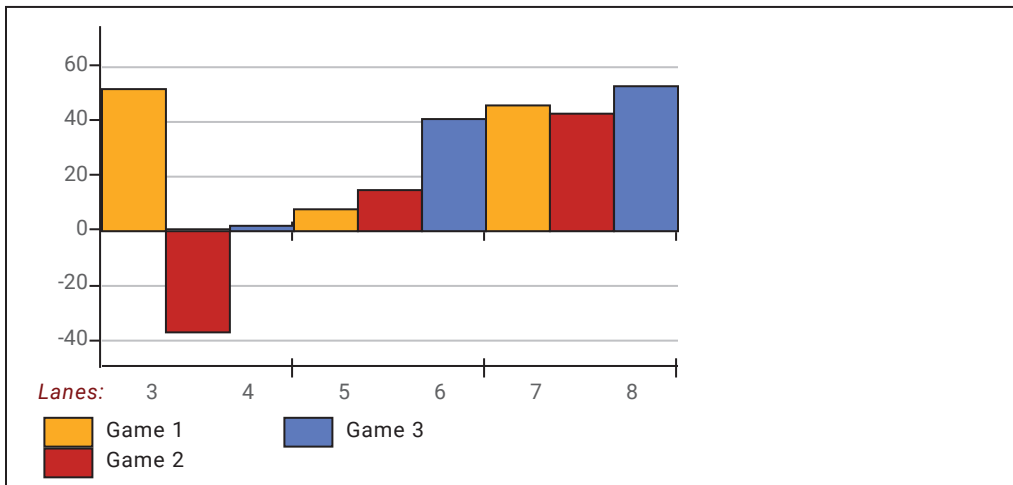
Team Average vs Avg of Scores



Average of Scores for Each Game

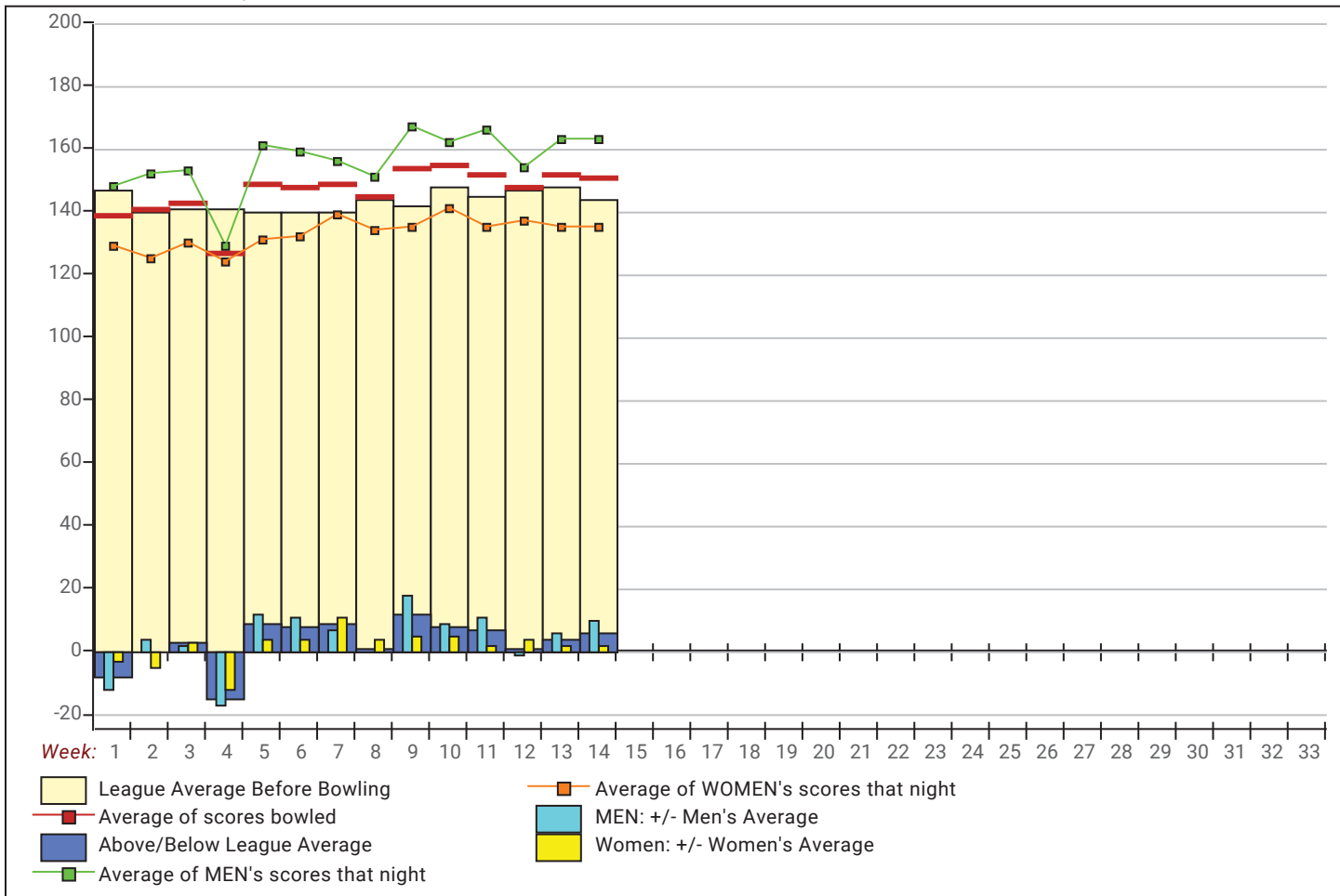


Amount Over/Under Team Average



This report is for scores bowled December 7 which is Week 14 of 31

League Average Week-by-Week



League Average Statistics for Last Week

	League	Right Hand	Left Hand	Men (Lft+Rt)	Women (Lft+Rt)
League Average Before Bowling	144.16	142.19	187.39	153.39	132.15
Average of scores bowled that night	150.65	148.41	200.00	162.97	134.63
New League Average After Bowling	144.64	142.65	188.36	154.17	132.24
Change in League Average	.48	.46	.97	.78	.09
People Who Bowled Over Average	14	13	1	9	5
People Who Bowled Under Average	9	9		4	5
Average Amount of Series Over Avg	49.29	50.08	39.00	54.44	40.00
Average Amount of Series Under Avg	-24.00	-24.00		-26.00	-22.40
Difference Avg, NiteAvg	6.87	6.59	13.00	9.90	2.93
Number of Bowlers	23	22	1	13	10
Number of Games Bowled	69	66	3	39	30
People Who Raised Their Average	14	13	1	9	5
Raised By an Average of This Amount	1.28	1.31	.97	1.42	1.04
People Who Lowered Their Average	9	9		4	5
Lowered By an Average of This Amou	-.77	-.77		-.65	-.86
Number of Games Bowled Over Avera	39	37	2	23	16
Number of Games Bowled Under Avera	30	29	1	16	14

Note: Averages are based only on people who bowled.

Press Release -- 12/8/2025

12/7/2025 Week 14 of 31

Town & Country 2025-26

Sunday 6:30 pm

Big Apple Fun Center

Lanes 3 - 8

Team Standings

Place	Team Name	Avg p/gm	Points Won	Points Lost	Year-To-Date WON	Y-T-D LOST
1	Breeze Transport	584	34½	21½	34½	21½
2	DILLIGAF	637	32	24	32	24
3	Cruizers	612	28½	27½	28½	27½
4	We Attempt	532	25½	30½	25½	30½
5	Pin Busters	504	24	32	24	32
6	Kidds Korner	631	23½	32½	23½	32½

*** Although not shown, standings are determined by points only for the current split

Last Week's Top Scores

	Scratch Game	Scratch Series	Handicap Game	Handicap Series
Men	226 Robert Waline Jr	632 Nick Kidd	262 James Crown	722 Nick Kidd
	214 Nick Kidd	600 Robert Waline Jr	260 Craig Schutt	705 Bryan Hodges
	211 Steve Miller	564 Bryan Hodges	259 Nick Stockton	704 James Crown
	209 Nick Stockton	557 Steve Miller	251 Steve Miller	702 Nick Stockton
	205 James Crown	552 Nick Stockton	249 Robert Waline Jr	690 Craig Schutt
	203 Craig Schutt	534 John Krotz	244 Nick Kidd	677 Steve Miller
	201 Rich Hancock	533 James Crown	237 Rich Hancock	669 Robert Waline Jr
	195 John Krotz	519 Craig Schutt	237 Bryan Hodges	660 John Krotz
	190 Bryan Hodges	510 Rich Hancock	237 John Krotz	631 Matt Young
	180 Richard Serr	486 Richard Serr	227 Richard Serr	627 Richard Serr
Women	184 Shannon Mitchell	468 Shannon Mitchell	262 Chris Stockton	704 Chris Stockton
	182 Chris Stockton	464 Chris Stockton	259 Shannon Mitchell	693 Shannon Mitchell
	169 Dani Krotz	461 Dani Krotz	241 Shelli Krotz	661 Shelli Krotz
	167 Shelli Krotz	439 Shelli Krotz	235 Kira Hancock	658 Marissa Crites
	160 Kira Hancock	386 Kim Hodges	229 Marissa Crites	634 Janet Anderson
	140 Kim Hodges	379 Marissa Crites	224 Janet Anderson	629 Kim Hodges
	138 Janet Anderson	376 Janet Anderson	224 Dani Krotz	626 Dani Krotz
	136 Marissa Crites	362 Jen Kidd	221 Kim Hodges	623 Jen Kidd
	127 Jen Kidd	356 Kira Hancock	214 Jen Kidd	581 Kira Hancock
	120 Shantel Miles	348 Shantel Miles	197 Shantel Miles	579 Shantel Miles

Local and Bowling Center Awards

Name	USBC ID Number	Award Average	Award Games	G1	G2	G3	Series	Award Score	Award Received
James M. Crown	1513-966 USBC	153	39	192	136	205	533	205	200 Game (Local Assoc. Awards)
Shannon L. Mitchell	4132-1049 USBC	135	39	142	142	184	468	184	175 Game (Local Assoc. Awards)
Craig A. Schutt	1494-3217 USBC	153	39	203	164	152	519	203	200 Game (Local Assoc. Awards)
Chris M. Stockton	4132-955 USBC	130	39	182	142	140	464	182	175 Game (Local Assoc. Awards)
Nick J. Stockton	1494-2685 USBC	160	33	173	209	170	552	209	200 Game (Local Assoc. Awards)
Robert L. Waline Jr	1486-1956 USBC	187	36	226	185	189	600	226	225 Game (Local Assoc. Awards)