

Town & Country 2024-25

Sunday 6:30 pm

Big Apple Fun Center

Lanes 3 - 8

President: John Krotz (308)440-9799

Vice President: Richard Serr (308)440-0152

Secretary/Treasurer: Trish Hancock (308)440-6787

Team Standings

Place	#	Team Name	Points Won	Points Lost	%Won	Pins + HDCP	Scratch Pins	Avg p/gm	High Game	High Sers	HDCP Game	HDCP Sers
1	5	Pin Busters	33	19	63.5	33497	20162	516	619	1656	955	2649
2	2	Breeze Transport	32	20	61.5	33148	23011	590	736	1889	1002	2685
3	1	Kidds Korner	32	20	61.5	32961	24555	629	741	2128	925	2680
4	6	Cruizers	28	24	53.8	32837	23714	608	710	1996	981	2734
5	3	We Attempt	25	27	48.1	32693	20552	526	632	1666	939	2602
6	4	Bye Team	6	46		0	0		0	0	0	0

Review of Last Week's Bowling....

Lanes	Team Name	HDCP -1-	HDCP -2-	HDCP -3-	HDCP Total	Last Wk WON	Team Name	HDCP -1-	HDCP -2-	HDCP -3-	HDCP Total	Last Wk WON
3-4	Pin Busters	854	868	904	2626	2	<---> Breeze Transport	863	884	801	2548	2
5-6	Bye Team	0	0	0	0	1	<---> Cruizers	869	829	775	2473	3
7-8	Kidds Korner	797	820	812	2429	0	<---> We Attempt	848	868	886	2602	4

Lane Assignments

	3-4	5-6	7-8
Wk14 12/08	1- 4	5- 3	6- 2
Wk15 12/15	👉 Position Round- Start Lane - 3		
Wk16 12/22	3- 6	2- 4	5- 1

Last Week's Top Scores

	Team Scratch Game	Team Scratch Series	Team Handicap Game	Team Handicap Series
	710 Cruizers	1996 Cruizers	904 Pin Busters	2626 Pin Busters
	630 Breeze Transport	1786 Breeze Transport	886 We Attempt	2602 We Attempt
	604 Kidds Korner	1781 Kidds Korner	884 Breeze Transport	2548 Breeze Transport
	576 Pin Busters	1654 We Attempt	869 Cruizers	2473 Cruizers
	570 We Attempt	1642 Pin Busters	820 Kidds Korner	2429 Kidds Korner
	Scratch Game	Scratch Series	Handicap Game	Handicap Series
Men	215 Nick Kidd	530 James Crown	261 James Crown	701 James Crown
	210 Craig Schutt	525 John Krotz	256 Tyler Krotz	682 Richard Serr
	204 James Crown	520 Richard Serr	254 Craig Schutt	675 Tyler Krotz
	198 David Hibberd	520 David Hibberd	246 Richard Serr	652 Craig Schutt
	192 Richard Serr	520 Craig Schutt	238 Brendon Head	644 Brendon Head
	192 John Krotz	519 Nick Kidd	238 Nick Kidd	632 Jeff Snodgrass
	171 Bryan Hodges	478 Bryan Hodges	232 Jeff Snodgrass	624 Keith Koupal
	164 Nick Stockton	470 Nick Stockton	231 Keith Koupal	618 John Krotz
	150 Keith Koupal	381 Keith Koupal	228 David Hibberd	610 David Hibberd
	145 Jeff Snodgrass	371 Jeff Snodgrass	223 John Krotz	602 Nick Stockton
Women	192 Ashley Hancock	530 Michelle Limbach	262 Ashley Hancock	698 Jessica Walker
	181 Michelle Limbach	455 Ashley Hancock	257 Jessica Walker	665 Ashley Hancock
	161 Shelli Krotz	427 Shannon Mitchell	228 Shelli Krotz	643 Shannon Mitchell
	158 Jessica Walker	421 Shelli Krotz	221 Shannon Mitchell	625 Kim Hodges
	149 Shannon Mitchell	403 Kim Hodges	221 Kim Hodges	623 Michelle Limbach
	147 Kim Hodges	403 Dani Krotz	212 Michelle Limbach	622 Shelli Krotz
	142 Dani Krotz	401 Jessica Walker	209 Chris Stockton	602 Chris Stockton
	128 Chris Stockton	359 Chris Stockton	201 Dani Krotz	580 Dani Krotz

Season High Scores

<u>Team Scratch Game</u>		<u>Team Scratch Series</u>		<u>Team Handicap Game</u>		<u>Team Handicap Series</u>	
741	Kidds Korner	2128	Kidds Korner	1002	Breeze Transport	2734	Cruizers
736	Breeze Transport	1996	Cruizers	981	Cruizers	2685	Breeze Transport
710	Cruizers	1889	Breeze Transport	955	Pin Busters	2680	Kidds Korner
632	We Attempt	1666	We Attempt	939	We Attempt	2649	Pin Busters
619	Pin Busters	1656	Pin Busters	925	Kidds Korner	2602	We Attempt
<u>Scratch Game</u>		<u>Scratch Series</u>		<u>Handicap Game</u>		<u>Handicap Series</u>	
Men	279 John Krotz	661 John Krotz	313 John Krotz	781 Brendon Head			
	232 Rich Hancock	652 Nick Kidd	300 Brendon Head	781 Bryan Hodges			
	230 Nick Kidd	631 Bryan Hodges	283 Jeff Snodgrass	763 John Krotz			
	225 Nick Stockton	607 Rich Hancock	280 Rich Hancock	751 Rich Hancock			
	223 Bryan Hodges	571 Craig Schutt	274 Bryan Hodges	748 Nick Kidd			
	217 Justin Hodges	558 Justin Hodges	271 Nick Stockton	731 Jeff Snodgrass			
	217 Craig Schutt	553 Nick Stockton	267 Craig Schutt	714 Craig Schutt			
	204 James Crown	530 James Crown	265 Justin Hodges	711 James Crown			
	198 David Hibberd	520 Richard Serr	261 James Crown	695 John Cornett			
	197 Richard Serr	520 David Hibberd	259 Nick Kidd	691 Nick Stockton			
	197 Brendon Head						
Women	225 Kim Hodges	536 Dani Krotz	298 Kim Hodges	740 Kim Hodges			
	213 Dani Krotz	532 Ashley Hancock	291 Shannon Mitchell	737 Shannon Mitchell			
	212 Shannon Mitchell	530 Michelle Limbach	283 Shelli Krotz	722 Dani Krotz			
	207 Shelli Krotz	521 Kim Hodges	280 Dani Krotz	718 Ashley Hancock			
	207 Ashley Hancock	500 Shannon Mitchell	269 Ashley Hancock	698 Jessica Walker			
	181 Michelle Limbach	480 Shelli Krotz	264 Jessica Walker	690 Shelli Krotz			
	176 Trish Hancock	438 Trish Hancock	260 Chris Stockton	682 Chris Stockton			
	173 Chris Stockton	428 Chris Stockton	255 Trish Hancock	675 Trish Hancock			
	164 Jessica Walker	404 Janet Anderson	248 Janet Anderson	653 Janet Anderson			
	161 Janet Anderson	401 Jessica Walker	231 Kira Hancock	647 Kira Hancock			

Team Rosters

1 - Kidds Korner

<u>Name</u>	<u>Avg</u>	<u>HDCP</u>	<u>Pins</u>	<u>Gms</u>	<u>High Game</u>	<u>High Sers</u>	<u>HDCP Game</u>	<u>HDCP Sers</u>	<u>0's</u>	<u>100's</u>	<u>200's</u>	<u>0's</u>	<u>400's</u>	<u>500's</u>
Kim L. Hodges	136	74	5321	39	225	521	298	740	--	38	1	7	5	1
Bryan L. Hodges	171	39	6163	36	223	631	274	781	--	29	7	--	4	8
Justin M. Hodges	169	41	3057	18	217	558	265	690	--	15	3	--	2	4
Keith D. Koupal	129	81	3884	30	157	412	238	655	--	30	--	6	4	--
Nick Kidd	185	25	6130	33	230	652	259	748	--	22	11	--	--	11

2 - Breeze Transport

<u>Name</u>	<u>Avg</u>	<u>HDCP</u>	<u>Pins</u>	<u>Gms</u>	<u>High Game</u>	<u>High Sers</u>	<u>HDCP Game</u>	<u>HDCP Sers</u>	<u>0's</u>	<u>100's</u>	<u>200's</u>	<u>0's</u>	<u>400's</u>	<u>500's</u>
Chris M. Stockton	128	82	4619	36	173	428	260	682	--	36	--	8	4	--
Shannon L. Mitchell	138	72	4571	33	212	500	291	737	1	31	1	4	6	1
James M. Crown	155	55	6058	39	204	530	261	711	--	38	1	--	10	3
Nick J. Stockton	166	44	5978	36	225	553	271	691	--	32	4	--	6	6
John A. Cornett	148	62	1785	12	174	465	251	695	--	12	--	1	3	--

3 - We Attempt

<u>Name</u>	<u>Avg</u>	<u>HDCP</u>	<u>Pins</u>	<u>Gms</u>	<u>High Game</u>	<u>High Sers</u>	<u>HDCP Game</u>	<u>HDCP Sers</u>	<u>0's</u>	<u>100's</u>	<u>200's</u>	<u>0's</u>	<u>400's</u>	<u>500's</u>
Ashley K. Hancock	141	69	5530	39	207	532	269	718	2	36	1	6	6	1
Dani Krotz	149	61	5698	38	213	536	280	722	--	37	1	1	8	3
Tyler J. Krotz	78	132	3054	39	123	276	256	675	37	2	--	13	--	--
Richard M. Serr	157	53	5684	36	197	520	250	688	--	36	--	--	9	3

4 - Bye Team

Town & Country 2024-25

5 - Pin Busters

Name	Avg	HDCP	Pins	Gms	High Game	High Sers	HDCP Game	HDCP Sers	0's	100's	200's	0's	400's	500's
Jessica F. Walker	113	97	4095	36	164	401	264	698	9	27	--	11	1	--
Jeff D. Snodgrass	123	87	4833	39	191	455	283	731	4	35	--	10	3	--
Craig A. Schutt	167	43	6515	39	217	571	267	714	--	35	4	--	6	7
Brendon G. Head	113	97	4415	39	197	472	300	781	14	25	--	12	1	--

6 - Cruizers

Name	Avg	HDCP	Pins	Gms	High Game	High Sers	HDCP Game	HDCP Sers	0's	100's	200's	0's	400's	500's
Trish R. Hancock	131	79	3948	30	176	438	255	675	2	28	--	6	4	--
Shelli Krotz	143	67	5022	35	207	480	283	690	1	33	1	2	9	--
Rich Hancock	168	42	3533	21	232	607	280	751	--	17	4	1	2	4
John L. Krotz	179	31	6448	36	279	661	313	763	--	29	7	--	1	11

Temporary Substitutes

 Men

Name	Avg	HDCP	Pins	Gms	High Game	High Sers	HDCP Game	HDCP Sers	0's	100's	200's	0's	400's	500's
David D. Hibberd	bk180	30	520	3	198	520	228	610	--	3	--	--	--	1

 Women

Name	Avg	HDCP	Pins	Gms	High Game	High Sers	HDCP Game	HDCP Sers	0's	100's	200's	0's	400's	500's
Janet E. Anderson	126	84	1134	9	161	404	248	653	1	8	--	2	1	--
Kira L. Hancock	127	83	1532	12	147	399	231	647	--	12	--	4	--	--
Angie C. Hauserman	101	109	304	3	108	304	217	631	1	2	--	1	--	--
Michelle L. Limbach	bk179	31	530	3	181	530	212	623	--	3	--	--	--	1

Individual High Averages

Men	185.76	Nick Kidd	Women	149.95	Dani Krotz
	179.11	John Krotz		143.49	Shelli Krotz
	171.19	Bryan Hodges		141.79	Ashley Hancock
	168.24	Rich Hancock		138.52	Shannon Mitchell
	167.05	Craig Schutt		136.44	Kim Hodges

Most Improved Average

Men	101	to	113.21	=	+12.21	Brendon Head	Women	147	to	149.95	=	+2.95	Dani Krotz
	168	to	171.19	=	+3.19	Bryan Hodges		111	to	113.75	=	+2.75	Jessica Walker
	176	to	179.11	=	+3.11	John Krotz		136	to	138.52	=	+2.52	Shannon Mitchell
	122	to	123.92	=	+1.92	Jeff Snodgrass		127	to	128.31	=	+1.31	Chris Stockton
	156	to	157.89	=	+1.89	Richard Serr		131	to	131.60	=	+0.60	Trish Hancock

Most Un-Improved Averages

Men	171	to	167.05	=	-3.95	Craig Schutt	Women	142	to	136.44	=	-5.56	Kim Hodges
	130	to	129.47	=	-0.53	Keith Koupal		146	to	141.79	=	-4.21	Ashley Hancock
	186	to	185.76	=	-0.24	Nick Kidd		144	to	143.49	=	-0.51	Shelli Krotz
	168	to	168.24	=	+0.24	Rich Hancock		131	to	131.60	=	+0.60	Trish Hancock
	78	to	78.31	=	+0.31	Tyler Krotz		127	to	128.31	=	+1.31	Chris Stockton

Town & Country 2024-25

Big Apple Fun Center

Reprint of Scores -- Week 13

Lane 3 5 - Pin Busters Week 13 12/1/2024

Name	Old	Old	-1-	-2-	-3-	Total	HDCP
	Avg	HDCP					Total
Jessica F. Walker	111	99	144	158	99	401	698
Jeff D. Snodgrass	123	87	145	99	127	371	632
Craig A. Schutt	166	44	145	165	210	520	652
Brendon G. Head	112	98	92	118	140	350	644
			====	====	====	====	====
Scratch Total			526	540	576	1642	1642
Handicap			328	328	328		984
Total			854	868	904	1642	2626
Team Points Won			0.0	0.0	1.0	2.0	2.0

Lane 4 2 - Breeze Transport Week 13 12/1/2024

Name	Old	Old	-1-	-2-	-3-	Total	HDCP
	Avg	HDCP					Total
Chris M. Stockton	129	81	105	126	128	359	602
Shannon L. Mitchell	138	72	136	149	142	427	643
James M. Crown	153	57	204	197	129	530	701
Nick J. Stockton	166	44	164	158	148	470	602
			====	====	====	====	====
Scratch Total			609	630	547	1786	1786
Handicap			254	254	254		762
Total			863	884	801	1786	2548
Team Points Won			1.0	1.0	0.0	2.0	2.0

Lane 5 4 - Bye Team Week 13 12/1/2024

Name	Old	Old	-1-	-2-	-3-	Total	HDCP
	Avg	HDCP					Total
No one bowled							

Lane 6 6 - Cruizers Week 13 12/1/2024

Name	Old	Old	-1-	-2-	-3-	Total	HDCP
	Avg	HDCP					Total
Shellie Krotz	143	67	161	124	136	421	622
John L. Krotz	179	31	192	178	155	525	618
David D. Hibberd	bk180	30	176	198	146	520	610
Michelle L. Limbach	bk179	31	181	170	179	530	623
			====	====	====	====	====
Scratch Total			710	670	616	1996	1996
Handicap			159	159	159		477
Total			869	829	775	1996	2473
Team Points Won			1.0	1.0	0.0	3.0	3.0

Lane 7 1 - Kidds Korner Week 13 12/1/2024

Name	Old	Old	-1-	-2-	-3-	Total	HDCP
	Avg	HDCP					Total
Kim L. Hodges	136	74	147	136	120	403	625
Bryan L. Hodges	172	38	168	171	139	478	592
Keith D. Koupal	129	81	109	150	122	381	624
Nick Kidd	187	23	157	147	215	519	588
			====	====	====	====	====
Scratch Total			581	604	596	1781	1781
Handicap			216	216	216		648
Total			797	820	812	1781	2429
Team Points Won			0.0	0.0	0.0	0.0	0.0

Lane 8 3 - We Attempt Week 13 12/1/2024

Name	Old	Old	-1-	-2-	-3-	Total	HDCP
	Avg	HDCP					Total
Ashley K. Hancock	140	70	168	95	192	455	665
Dani Krotz	151	59	127	142	134	403	580
Tyler J. Krotz	77	133	68	123	85	276	675
Richard M. Serr	156	54	169	192	159	520	682
			====	====	====	====	====
Scratch Total			532	552	570	1654	1654
Handicap			316	316	316		948
Total			848	868	886	1654	2602
Team Points Won			1.0	1.0	1.0	4.0	4.0

Town & Country 2024-25

Big Apple Fun Center

* Bowlers listed must have a minimum of 1 games.

Change in Average

Name	-----Old-----		Old Avg				Total	---Average Change---			Weekly Over Avg Series Avg +/-	
	Pins	Games		-1-	-2-	-3-		New - Old	---> +/-			
Janet E. Anderson	1134	9	126				0	126.00	-	126.00	= 0.00	
John A. Cornett	1785	12	148				0	148.75	-	148.75	= 0.00	
James M. Crown	5528	36	153	204	197	129	530	155.33	-	153.56	= 1.78	530 - 459=71
Ashley K. Hancock	5075	36	140	168	95	192	455	141.79	-	140.97	= 0.82	455 - 420=35
Kira L. Hancock	1532	12	127				0	127.67	-	127.67	= 0.00	
Rich Hancock	3533	21	168				0	168.24	-	168.24	= 0.00	
Trish R. Hancock	3948	30	131				0	131.60	-	131.60	= 0.00	
Angie C. Hauserman	304	3	101				0	101.33	-	101.33	= 0.00	
Brendon G. Head	4065	36	112	92	118	140	350	113.21	-	112.92	= 0.29	350 - 336=14
David D. Hibberd	0	0	bk180	176	198	146	520	173.33	-	0.00	= 173.33	520 - 540=-20
Bryan L. Hodges	5685	33	172	168	171	139	478	171.19	-	172.27	= -1.08	478 - 516=-38
Justin M. Hodges	3057	18	169				0	169.83	-	169.83	= 0.00	
Kim L. Hodges	4918	36	136	147	136	120	403	136.44	-	136.61	= -0.18	403 - 408=-5
Nick Kidd	5611	30	187	157	147	215	519	185.76	-	187.03	= -1.28	519 - 561=-42
Keith D. Koupal	3503	27	129	109	150	122	381	129.47	-	129.74	= -0.27	381 - 387=-6
Dani Krotz	5295	35	151	127	142	134	403	149.95	-	151.29	= -1.34	403 - 453=-50
John L. Krotz	5923	33	179	192	178	155	525	179.11	-	179.48	= -0.37	525 - 537=-12
Shelli Krotz	4601	32	143	161	124	136	421	143.49	-	143.78	= -0.30	421 - 429=-8
Tyler J. Krotz	2778	36	77	68	123	85	276	78.31	-	77.17	= 1.14	276 - 231=45
Michelle L. Limbach	0	0	bk179	181	170	179	530	176.67	-	0.00	= 176.67	530 - 537=-7
Shannon L. Mitchell	4144	30	138	136	149	142	427	138.52	-	138.13	= 0.38	427 - 414=13
Craig A. Schutt	5995	36	166	145	165	210	520	167.05	-	166.53	= 0.52	520 - 498=22
Richard M. Serr	5164	33	156	169	192	159	520	157.89	-	156.48	= 1.40	520 - 468=52
Jeff D. Snodgrass	4462	36	123	145	99	127	371	123.92	-	123.94	= -0.02	371 - 369=2
Chris M. Stockton	4260	33	129	105	126	128	359	128.31	-	129.09	= -0.79	359 - 387=-28
Nick J. Stockton	5508	33	166	164	158	148	470	166.06	-	166.91	= -0.85	470 - 498=-28
Jessica F. Walker	3694	33	111	144	158	99	401	113.75	-	111.94	= 1.81	401 - 333=68

Town & Country 2024-25

Big Apple Fun Center

* Bowlers listed must have a minimum of 1 games.

High Average Listing

	<u>Name</u>	<u>True Average</u>	<u>Pins</u>	<u>Gms</u>	<u>To Raise Avg +1</u>	<u>To Drop Avg -1</u>
1	Nick Kidd	185.76	6130	33	566	529
2	John L. Krotz	179.11	6448	36	572	532
3	Michelle L. Limbach	176.67	530	3	532	525
4	David D. Hibberd	173.33	520	3	524	517
5	Bryan L. Hodges	171.19	6163	36	545	505
6	Justin M. Hodges	169.83	3057	18	513	491
7	Rich Hancock	168.24	3533	21	523	498
8	Craig A. Schutt	167.05	6515	39	541	498
9	Nick J. Stockton	166.06	5978	36	535	495
10	Richard M. Serr	157.89	5684	36	478	438
11	James M. Crown	155.33	6058	39	494	451
12	Dani Krotz	149.95	5698	38	452	410
13	John A. Cornett	148.75	1785	12	450	434
14	Shelli Krotz	143.49	5022	35	450	411
15	Ashley K. Hancock	141.79	5530	39	434	391
16	Shannon L. Mitchell	138.52	4571	33	433	396
17	Kim L. Hodges	136.44	5321	39	433	390
18	Trish R. Hancock	131.60	3948	30	408	374
19	Keith D. Koupal	129.47	3884	30	406	372
20	Chris M. Stockton	128.31	4619	36	412	372
21	Kira L. Hancock	127.67	1532	12	388	372
22	Janet E. Anderson	126.00	1134	9	390	377
23	Jeff D. Snodgrass	123.92	4833	39	375	332
24	Jessica F. Walker	113.75	4095	36	351	311
25	Brendon G. Head	113.21	4415	39	373	330
26	Angie C. Hauserman	101.33	304	3	308	301
27	Tyler J. Krotz	78.31	3054	39	264	221

Town & Country 2024-25

Big Apple Fun Center

* Bowlers listed must have a minimum of 22 games.

Note: This report includes information through December 1 which is Week 13 of 31

Most Improved Averages

Name	True		Most Improved		Name	True		Most Improved	
	Average	Gms	Avg	+/-		Average	Gms	Avg	+/-
Brendon G. Head	113.21	39	101	+12.21	Nick J. Stockton	166.06	36	165	+1.06
Bryan L. Hodges	171.19	36	168	+3.19	Trish R. Hancock	131.60	30	131	+0.60
John L. Krotz	179.11	36	176	+3.11	Tyler J. Krotz	78.31	39	78	+0.31
Dani Krotz	149.95	38	147	+2.95	Nick Kidd	185.76	33	186	-0.24
Jessica F. Walker	113.75	36	111	+2.75	Shelli Krotz	143.49	35	144	-0.51
Shannon L. Mitchell	138.52	33	136	+2.52	Keith D. Koupal	129.47	30	130	-0.53
Jeff D. Snodgrass	123.92	39	122	+1.92	Craig A. Schutt	167.05	39	171	-3.95
Richard M. Serr	157.89	36	156	+1.89	Ashley K. Hancock	141.79	39	146	-4.21
James M. Crown	155.33	39	154	+1.33	Kim L. Hodges	136.44	39	142	-5.56
Chris M. Stockton	128.31	36	127	+1.31					

Town & Country 2024-25

Big Apple Fun Center

* Bowlers listed must have a minimum of 1 games.

Most Pins Over Average

Name	-----Old-----		Old					---Average Change---			Weekly Over Avg
	Pins	Games	Avg	-1-	-2-	-3-	Total	New - Old	---> +/-	Series Avg +/-	
James M. Crown	5528	36	153	204	197	129	530	155.33	- 153.56	= 1.78	530 - 459=71
Jessica F. Walker	3694	33	111	144	158	99	401	113.75	- 111.94	= 1.81	401 - 333=68
Richard M. Serr	5164	33	156	169	192	159	520	157.89	- 156.48	= 1.40	520 - 468=52
Tyler J. Krotz	2778	36	77	68	123	85	276	78.31	- 77.17	= 1.14	276 - 231=45
Ashley K. Hancock	5075	36	140	168	95	192	455	141.79	- 140.97	= 0.82	455 - 420=35
Craig A. Schutt	5995	36	166	145	165	210	520	167.05	- 166.53	= 0.52	520 - 498=22
Brendon G. Head	4065	36	112	92	118	140	350	113.21	- 112.92	= 0.29	350 - 336=14
Shannon L. Mitchell	4144	30	138	136	149	142	427	138.52	- 138.13	= 0.38	427 - 414=13
Jeff D. Snodgrass	4462	36	123	145	99	127	371	123.92	- 123.94	= -0.02	371 - 369=2
Kim L. Hodges	4918	36	136	147	136	120	403	136.44	- 136.61	= -0.18	403 - 408=-5
Keith D. Koupal	3503	27	129	109	150	122	381	129.47	- 129.74	= -0.27	381 - 387=-6
Michelle L. Limbach	0	0	bk179	181	170	179	530	176.67	- 0.00	= 176.67	530 - 537=-7
Shelli Krotz	4601	32	143	161	124	136	421	143.49	- 143.78	= -0.30	421 - 429=-8
John L. Krotz	5923	33	179	192	178	155	525	179.11	- 179.48	= -0.37	525 - 537=-12
David D. Hibberd	0	0	bk180	176	198	146	520	173.33	- 0.00	= 173.33	520 - 540=-20
Chris M. Stockton	4260	33	129	105	126	128	359	128.31	- 129.09	= -0.79	359 - 387=-28
Nick J. Stockton	5508	33	166	164	158	148	470	166.06	- 166.91	= -0.85	470 - 498=-28
Bryan L. Hodges	5685	33	172	168	171	139	478	171.19	- 172.27	= -1.08	478 - 516=-38
Nick Kidd	5611	30	187	157	147	215	519	185.76	- 187.03	= -1.28	519 - 561=-42
Dani Krotz	5295	35	151	127	142	134	403	149.95	- 151.29	= -1.34	403 - 453=-50

Town & Country 2024-25

Big Apple Fun Center

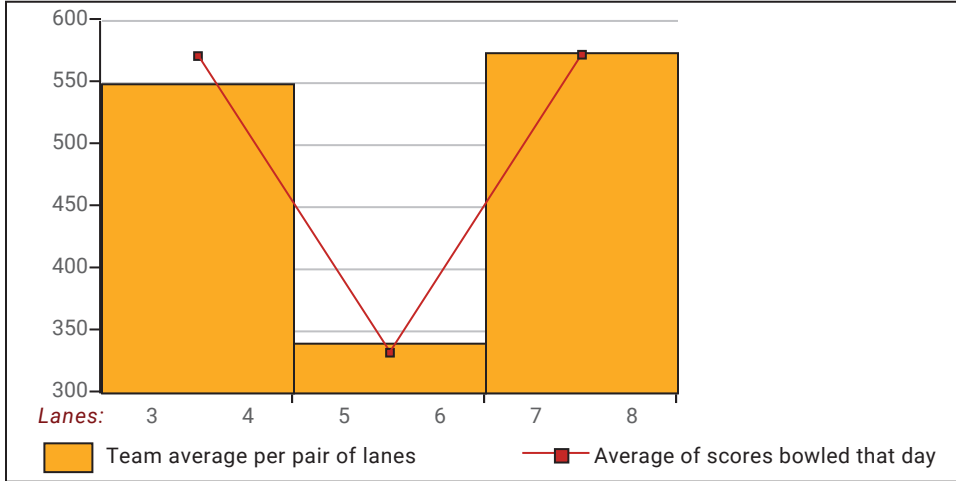
This report is for scores bowled December 1 which is Week 13 of 31

This Week's Statistics

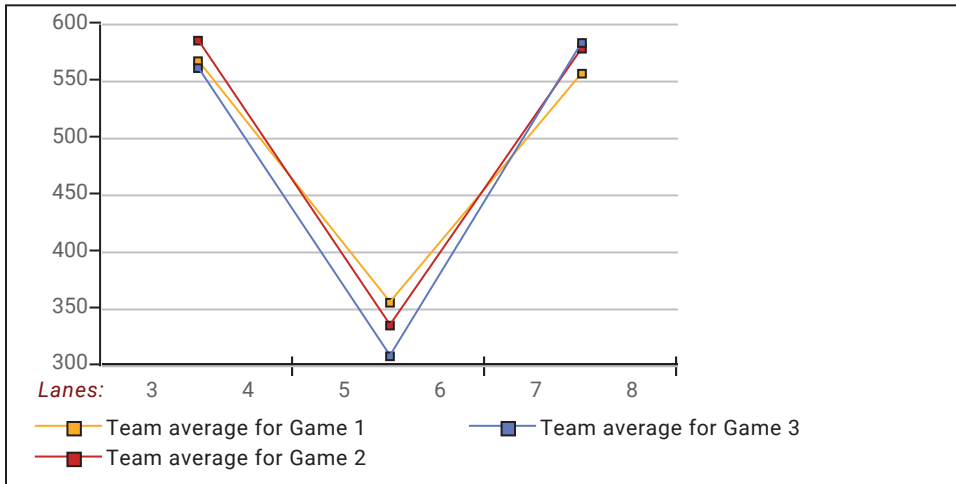
	Over All	Men	Women
How many people bowled	20	12	8
Number of games bowled	60	36	24
Actual average of week's scores	147.65	151.67	141.63
How many games above average	25	16	9
How many games below average	33	20	13
Pins above/below average per game	1.30	1.67	0.75
How many people raised average by this amount	8 1.02	5 1.03	3 1.01
How many people went down by this amount	12 -1.29	7 -1.51	5 -0.99
League average before bowling	146.84	150.50	141.35
League average after bowling	146.48	150.05	141.11
Change in league average	-0.37	-0.45	-0.24
800s	--	--	--
775s	--	--	--
750s	--	--	--
725s	--	--	--
700s	--	--	--
675s	--	--	--
650s	--	--	--
625s	--	--	--
600s	--	--	--
575s	--	--	--
550s	--	--	--
525s	3	2	1
500s	4	4	--
475s	1	1	--
450s	2	1	1
425s	1	--	1
400s	4	--	4
below 400	5	4	1
300s	--	--	--
275s	--	--	--
250s	--	--	--
225s	--	--	--
200s	3	3	--
175s	9	6	3
150s	14	10	4
125s	21	9	12
100s	7	4	3
below 100	6	4	2

This report is for scores bowled December 1 which is Week 13 of 31

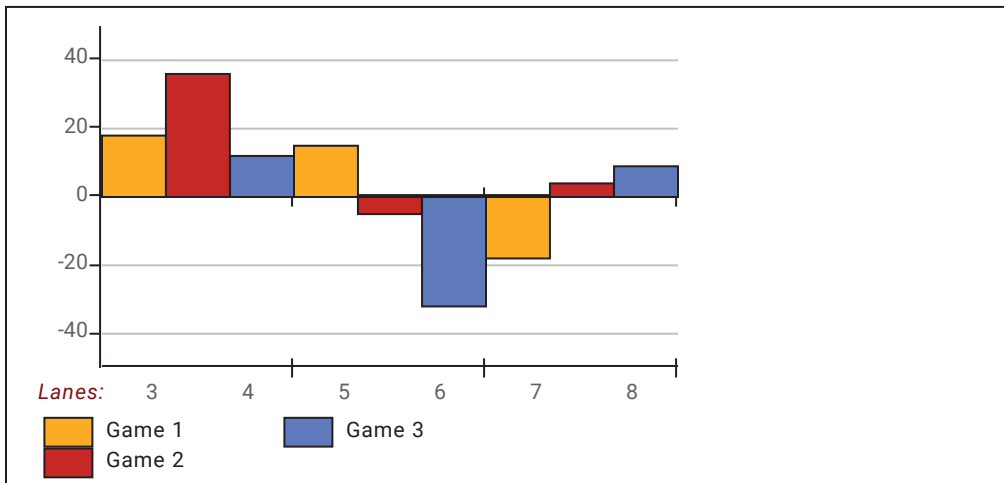
Team Average vs Avg of Scores



Average of Scores for Each Game

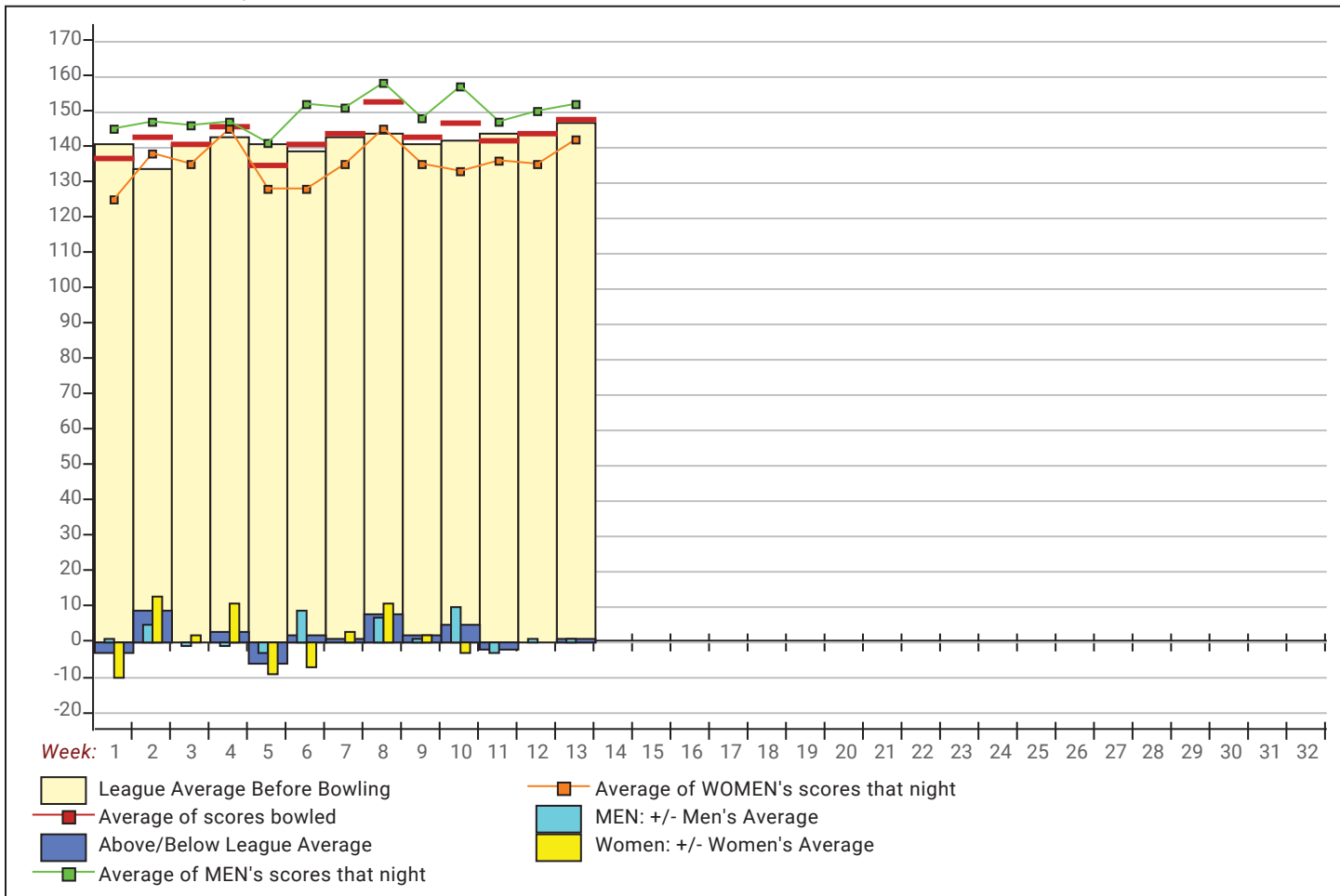


Amount Over/Under Team Average



This report is for scores bowled December 1 which is Week 13 of 31

League Average Week-by-Week



League Average Statistics for Last Week

	League	Right Hand	Left Hand	Men (Lft+Rt)	Women (Lft+Rt)
League Average Before Bowling	146.84	146.84		150.50	141.35
Average of scores bowled that night	147.65	147.65		151.67	141.63
New League Average After Bowling	146.48	146.48		150.05	141.11
Change in League Average	-0.37	-0.37		-0.45	-0.24
People Who Bowled Over Average	8	8		5	3
People Who Bowled Under Average	12	12		7	5
Average Amount of Series Over Avg	40.00	40.00		40.80	38.67
Average Amount of Series Under Avg	-20.17	-20.17		-20.57	-19.60
Difference Avg, NiteAvg	1.30	1.30		1.67	.75
Number of Bowlers	20	20		12	8
Number of Games Bowled	60	60		36	24
People Who Raised Their Average	8	8		5	3
Raised By an Average of This Amount	1.02	1.02		1.03	1.01
People Who Lowered Their Average	12	12		7	5
Lowered By an Average of This Amou	-1.29	-1.29		-1.51	-0.99
Number of Games Bowled Over Avera	25	25		16	9
Number of Games Bowled Under Avera	33	33		20	13

Note: Averages are based only on people who bowled.

Press Release -- 12/2/2024

12/1/2024 Week 13 of 31

Town & Country 2024-25

Sunday 6:30 pm

Big Apple Fun Center

Lanes 3 - 8

Team Standings

Place	Team Name	Avg p/gm	Points Won	Points Lost	Year-To-Date WON	Y-T-D LOST
1	Pin Busters	516	33	19	33	19
2	Breeze Transport	590	32	20	32	20
3	Kidds Korner	629	32	20	32	20
4	Cruizers	608	28	24	28	24
5	We Attempt	526	25	27	25	27
6	Bye Team		6	46	6	46

*** Although not shown, standings are determined by points only for the current split

Last Week's Top Scores

	Scratch Game	Scratch Series	Handicap Game	Handicap Series
Men	215 Nick Kidd	530 James Crown	261 James Crown	701 James Crown
	210 Craig Schutt	525 John Krotz	256 Tyler Krotz	682 Richard Serr
	204 James Crown	520 Richard Serr	254 Craig Schutt	675 Tyler Krotz
	198 David Hibberd	520 David Hibberd	246 Richard Serr	652 Craig Schutt
	192 Richard Serr	520 Craig Schutt	238 Brendon Head	644 Brendon Head
	192 John Krotz	519 Nick Kidd	238 Nick Kidd	632 Jeff Snodgrass
	171 Bryan Hodges	478 Bryan Hodges	232 Jeff Snodgrass	624 Keith Koupal
	164 Nick Stockton	470 Nick Stockton	231 Keith Koupal	618 John Krotz
	150 Keith Koupal	381 Keith Koupal	228 David Hibberd	610 David Hibberd
	145 Jeff Snodgrass	371 Jeff Snodgrass	223 John Krotz	602 Nick Stockton
Women	192 Ashley Hancock	530 Michelle Limbach	262 Ashley Hancock	698 Jessica Walker
	181 Michelle Limbach	455 Ashley Hancock	257 Jessica Walker	665 Ashley Hancock
	161 Shelli Krotz	427 Shannon Mitchell	228 Shelli Krotz	643 Shannon Mitchell
	158 Jessica Walker	421 Shelli Krotz	221 Shannon Mitchell	625 Kim Hodges
	149 Shannon Mitchell	403 Kim Hodges	221 Kim Hodges	623 Michelle Limbach
	147 Kim Hodges	403 Dani Krotz	212 Michelle Limbach	622 Shelli Krotz
	142 Dani Krotz	401 Jessica Walker	209 Chris Stockton	602 Chris Stockton
	128 Chris Stockton	359 Chris Stockton	201 Dani Krotz	580 Dani Krotz

Local and Bowling Center Awards

Name	USBC ID Number	Award Average	Award Games	G1	G2	G3	Series	Award Score	Award Received
James M. Crown	1513-966 USBC	153	36	204	197	129	530	204	200 Game (Local Assoc. Awards)
Ashley K. Hancock	4137-6870 USBC	140	36	168	95	192	455	192	175 Game (Local Assoc. Awards)
Tyler J. Krotz	1494-2911 USBC	77	36	68	123	85	276	123	120 Game (Local Assoc. Awards)
Jessica F. Walker	9726-4258 USBC	111	33	144	158	99	401	401	400 Series (Local Assoc. Awards)
	9726-4258 USBC	111	33	144	158	99	401	158	150 Game (Local Assoc. Awards)