

Town & Country 2024-25

Sunday 6:30 pm

Big Apple Fun Center

Lanes 3 - 8

President: John Krotz (308)440-9799

Vice President: Richard Serr (308)440-0152

Secretary/Treasurer: Trish Hancock (308)440-6787

Team Standings

Place	#	Team Name	Points Won	Points Lost	%Won	Pins + HDCP	Scratch Pins	Avg p/gm	High Game	High Sers	HDCP Game	HDCP Sers
1	1	Kidds Korner	32	16	66.7	30532	22774	632	741	2128	925	2680
2	5	Pin Busters	31	17	64.6	30871	18520	514	619	1656	955	2649
3	2	Breeze Transport	30	18	62.5	30600	21225	589	736	1889	1002	2685
4	6	Cruizers	25	23	52.1	30364	21718	603	709	1958	981	2734
5	3	We Attempt	21	27	43.8	30091	18898	524	632	1666	939	2600
6	4	Bye Team	5	43		0	0		0	0	0	0

Review of Last Week's Bowling.....

Lanes	Team Name	HDCP -1-	HDCP -2-	HDCP -3-	HDCP Total	Last Wk WON	Team Name	HDCP -1-	HDCP -2-	HDCP -3-	HDCP Total	Last Wk WON
3-4	Cruizers	842	883	764	2489	1	<---> Kidds Korner	891	789	840	2520	3
5-6	We Attempt	853	844	877	2574	3	<---> Breeze Transport	852	848	817	2517	1
7-8	Bye Team	0	0	0	0	0	<---> Pin Busters	901	822	832	2555	4

Lane Assignments

	3-4	5-6	7-8
Wk13 12/01	5- 2	4- 6	1- 3
Wk14 12/08	1- 4	5- 3	6- 2
Wk15 12/15	👉 Position Round- Start Lane - 3		

Last Week's Top Scores

	Team Scratch Game	Team Scratch Series	Team Handicap Game	Team Handicap Series
	675 Kidds Korner	1872 Kidds Korner	901 Pin Busters	2574 We Attempt
	664 Cruizers	1832 Cruizers	891 Kidds Korner	2555 Pin Busters
	598 Breeze Transport	1755 Breeze Transport	883 Cruizers	2520 Kidds Korner
	574 Pin Busters	1620 We Attempt	877 We Attempt	2517 Breeze Transport
	559 We Attempt	1574 Pin Busters	852 Breeze Transport	2489 Cruizers
	Scratch Game	Scratch Series	Handicap Game	Handicap Series
Men	222 Rich Hancock	562 Rich Hancock	267 Rich Hancock	697 Rich Hancock
	205 Nick Kidd	550 Nick Kidd	247 Richard Serr	660 Richard Serr
	203 John Krotz	524 Craig Schutt	247 James Crown	660 Brendon Head
	193 Bryan Hodges	514 Bryan Hodges	237 Keith Koupal	659 Craig Schutt
	192 Richard Serr	508 John Krotz	236 Brendon Head	636 James Crown
	190 James Crown	495 Richard Serr	233 John Krotz	634 Keith Koupal
	188 Craig Schutt	465 James Crown	233 Craig Schutt	628 Bryan Hodges
	180 Nick Stockton	450 Nick Stockton	231 Bryan Hodges	624 Tyler Krotz
	156 Keith Koupal	391 Keith Koupal	228 Nick Kidd	619 Jeff Snodgrass
	138 Brendon Head	366 Brendon Head	225 Tyler Krotz	619 Nick Kidd
Women	183 Dani Krotz	536 Dani Krotz	255 Chris Stockton	722 Dani Krotz
	172 Chris Stockton	428 Chris Stockton	245 Dani Krotz	677 Chris Stockton
	158 Shannon Mitchell	417 Kim Hodges	232 Kim Hodges	639 Kim Hodges
	158 Kim Hodges	412 Shannon Mitchell	230 Shannon Mitchell	628 Shannon Mitchell
	156 Shelli Krotz	400 Shelli Krotz	222 Shelli Krotz	617 Jessica Walker
	147 Ashley Hancock	364 Ashley Hancock	215 Ashley Hancock	598 Shelli Krotz
	135 Trish Hancock	362 Trish Hancock	213 Trish Hancock	596 Trish Hancock
	112 Jessica Walker	323 Jessica Walker	210 Jessica Walker	568 Ashley Hancock

Season High Scores

Team Scratch Game		Team Scratch Series		Team Handicap Game		Team Handicap Series	
741	Kidds Korner	2128	Kidds Korner	1002	Breeze Transport	2734	Cruizers
736	Breeze Transport	1958	Cruizers	981	Cruizers	2685	Breeze Transport
709	Cruizers	1889	Breeze Transport	955	Pin Busters	2680	Kidds Korner
632	We Attempt	1666	We Attempt	939	We Attempt	2649	Pin Busters
619	Pin Busters	1656	Pin Busters	925	Kidds Korner	2600	We Attempt

	Scratch Game	Scratch Series	Handicap Game	Handicap Series
Men	279 John Krotz	661 John Krotz	313 John Krotz	781 Brendon Head
	232 Rich Hancock	652 Nick Kidd	300 Brendon Head	781 Bryan Hodges
	230 Nick Kidd	631 Bryan Hodges	283 Jeff Snodgrass	763 John Krotz
	225 Nick Stockton	607 Rich Hancock	280 Rich Hancock	751 Rich Hancock
	223 Bryan Hodges	571 Craig Schutt	274 Bryan Hodges	748 Nick Kidd
	217 Justin Hodges	558 Justin Hodges	271 Nick Stockton	731 Jeff Snodgrass
	217 Craig Schutt	553 Nick Stockton	267 Craig Schutt	714 Craig Schutt
	197 Richard Serr	522 James Crown	265 Justin Hodges	711 James Crown
	197 Brendon Head	520 Richard Serr	259 Nick Kidd	695 John Cornett
	195 James Crown	472 Brendon Head	258 James Crown	691 Nick Stockton
Women	225 Kim Hodges	536 Dani Krotz	298 Kim Hodges	740 Kim Hodges
	213 Dani Krotz	532 Ashley Hancock	291 Shannon Mitchell	737 Shannon Mitchell
	212 Shannon Mitchell	521 Kim Hodges	283 Shelli Krotz	722 Dani Krotz
	207 Shelli Krotz	500 Shannon Mitchell	280 Dani Krotz	718 Ashley Hancock
	207 Ashley Hancock	480 Shelli Krotz	269 Ashley Hancock	690 Shelli Krotz
	176 Trish Hancock	438 Trish Hancock	264 Jessica Walker	689 Jessica Walker
	173 Chris Stockton	428 Chris Stockton	260 Chris Stockton	682 Chris Stockton
	164 Jessica Walker	404 Janet Anderson	255 Trish Hancock	675 Trish Hancock
	161 Janet Anderson	399 Kira Hancock	248 Janet Anderson	653 Janet Anderson
	147 Kira Hancock	389 Jessica Walker	231 Kira Hancock	647 Kira Hancock

Team Rosters

1 - Kidds Korner

Name	Avg	HDCP	Pins	Gms	High Game	High Sers	HDCP Game	HDCP Sers	0's	100's	200's	0's	400's	500's
Kim L. Hodges	136	74	4918	36	225	521	298	740	--	35	1	7	4	1
Bryan L. Hodges	172	38	5685	33	223	631	274	781	--	26	7	--	3	8
Justin M. Hodges	169	41	3057	18	217	558	265	690	--	15	3	--	2	4
Keith D. Koupal	129	81	3503	27	157	412	238	655	--	27	--	5	4	--
Nick Kidd	187	23	5611	30	230	652	259	748	--	20	10	--	--	10

2 - Breeze Transport

Name	Avg	HDCP	Pins	Gms	High Game	High Sers	HDCP Game	HDCP Sers	0's	100's	200's	0's	400's	500's
Chris M. Stockton	129	81	4260	33	173	428	260	682	--	33	--	7	4	--
Shannon L. Mitchell	138	72	4144	30	212	500	291	737	1	28	1	4	5	1
James M. Crown	153	57	5528	36	195	522	258	711	--	36	--	--	10	2
Nick J. Stockton	166	44	5508	33	225	553	271	691	--	29	4	--	5	6
John A. Cornett	148	62	1785	12	174	465	251	695	--	12	--	1	3	--

3 - We Attempt

Name	Avg	HDCP	Pins	Gms	High Game	High Sers	HDCP Game	HDCP Sers	0's	100's	200's	0's	400's	500's
Ashley K. Hancock	140	70	5075	36	207	532	269	718	1	34	1	6	5	1
Dani Krotz	151	59	5295	35	213	536	280	722	--	34	1	1	7	3
Tyler J. Krotz	77	133	2778	36	108	265	242	664	35	1	--	12	--	--
Richard M. Serr	156	54	5164	33	197	520	250	688	--	33	--	--	9	2

4 - Bye Team


5 - Pin Busters

Name	Avg	HDCP	Pins	Gms	High Game	High Sers	HDCP Game	HDCP Sers	0's	100's	200's	0's	400's	500's
Jessica F. Walker	111	99	3694	33	164	389	264	689	8	25	--	11	--	--
Jeff D. Snodgrass	123	87	4462	36	191	455	283	731	3	33	--	9	3	--
Craig A. Schutt	166	44	5995	36	217	571	267	714	--	33	3	--	6	6
Brendon G. Head	112	98	4065	36	197	472	300	781	13	23	--	11	1	--


6 - Cruizers

Name	Avg	HDCP	Pins	Gms	High Game	High Sers	HDCP Game	HDCP Sers	0's	100's	200's	0's	400's	500's
Trish R. Hancock	131	79	3948	30	176	438	255	675	2	28	--	6	4	--
Shelli Krotz	143	67	4601	32	207	480	283	690	1	30	1	2	8	--
Rich Hancock	168	42	3533	21	232	607	280	751	--	17	4	1	2	4
John L. Krotz	179	31	5923	33	279	661	313	763	--	26	7	--	1	10

Temporary Substitutes

 **Men**

Name	Avg	HDCP	Pins	Gms	High Game	High Sers	HDCP Game	HDCP Sers	0's	100's	200's	0's	400's	500's
------	-----	------	------	-----	-----------	-----------	-----------	-----------	-----	-------	-------	-----	-------	-------

 **Women**

Name	Avg	HDCP	Pins	Gms	High Game	High Sers	HDCP Game	HDCP Sers	0's	100's	200's	0's	400's	500's
Janet E. Anderson	126	84	1134	9	161	404	248	653	1	8	--	2	1	--
Kira L. Hancock	127	83	1532	12	147	399	231	647	--	12	--	4	--	--
Angie C. Hauserman	101	109	304	3	108	304	217	631	1	2	--	1	--	--

Individual High Averages

Men	Women
187.03 Nick Kidd	151.29 Dani Krotz
179.48 John Krotz	143.78 Shelli Krotz
172.27 Bryan Hodges	140.97 Ashley Hancock
168.24 Rich Hancock	138.13 Shannon Mitchell
166.91 Nick Stockton	136.61 Kim Hodges

Most Improved Average

Men	Women
101 to 112.92 = +11.92 Brendon Head	147 to 151.29 = +4.29 Dani Krotz
168 to 172.27 = +4.27 Bryan Hodges	136 to 138.13 = +2.13 Shannon Mitchell
176 to 179.48 = +3.48 John Krotz	127 to 129.09 = +2.09 Chris Stockton
122 to 123.94 = +1.94 Jeff Snodgrass	111 to 111.94 = +0.94 Jessica Walker
165 to 166.91 = +1.91 Nick Stockton	131 to 131.60 = +0.60 Trish Hancock

Most Un-Improved Averages

Men	Women
171 to 166.53 = -4.47 Craig Schutt	142 to 136.61 = -5.39 Kim Hodges
78 to 77.17 = -0.83 Tyler Krotz	146 to 140.97 = -5.03 Ashley Hancock
154 to 153.56 = -0.44 James Crown	144 to 143.78 = -0.22 Shelli Krotz
130 to 129.74 = -0.26 Keith Koupal	131 to 131.60 = +0.60 Trish Hancock
168 to 168.24 = +0.24 Rich Hancock	111 to 111.94 = +0.94 Jessica Walker

Town & Country 2024-25

Big Apple Fun Center

Reprint of Scores -- Week 12

Lane 3 6 - Cruizers Week 12 11/24/2024

Name	Old	Old	-1-	-2-	-3-	Total	HDCP
	Avg	HDCP					Total
Trish R. Hancock	132	78	135	128	99	362	596
Shelli Krotz	144	66	127	156	117	400	598
Rich Hancock	165	45	158	222	182	562	697
John L. Krotz	180	30	203	158	147	508	598
			====	====	====	====	====
Scratch Total			623	664	545	1832	1832
Handicap			219	219	219		657
Total			842	883	764	1832	2489
Team Points Won			0.0	1.0	0.0	1.0	1.0

Lane 4 1 - Kidds Korner Week 12 11/24/2024

Name	Old	Old	-1-	-2-	-3-	Total	HDCP
	Avg	HDCP					Total
Kim L. Hodges	136	74	158	118	141	417	639
Bryan L. Hodges	172	38	156	165	193	514	628
Keith D. Koupal	129	81	156	118	117	391	634
Nick Kidd	187	23	205	172	173	550	619
			====	====	====	====	====
Scratch Total			675	573	624	1872	1872
Handicap			216	216	216		648
Total			891	789	840	1872	2520
Team Points Won			1.0	0.0	1.0	3.0	3.0

Lane 5 3 - We Attempt Week 12 11/24/2024

Name	Old	Old	-1-	-2-	-3-	Total	HDCP
	Avg	HDCP					Total
Ashley K. Hancock	142	68	101	116	147	364	568
Dani Krotz	148	62	183	171	182	536	722
Tyler J. Krotz	77	133	59	74	92	225	624
Richard M. Serr	155	55	192	165	138	495	660
			====	====	====	====	====
Scratch Total			535	526	559	1620	1620
Handicap			318	318	318		954
Total			853	844	877	1620	2574
Team Points Won			1.0	0.0	1.0	3.0	3.0

Lane 6 2 - Breeze Transport Week 12 11/24/2024

Name	Old	Old	-1-	-2-	-3-	Total	HDCP
	Avg	HDCP					Total
Chris M. Stockton	127	83	133	172	123	428	677
Shannon L. Mitchell	138	72	158	134	120	412	628
James M. Crown	153	57	127	148	190	465	636
Nick J. Stockton	168	42	180	140	130	450	576
			====	====	====	====	====
Scratch Total			598	594	563	1755	1755
Handicap			254	254	254		762
Total			852	848	817	1755	2517
Team Points Won			0.0	1.0	0.0	1.0	1.0

Lane 7 4 - Bye Team Week 12 11/24/2024

Name	Old	Old	-1-	-2-	-3-	Total	HDCP
	Avg	HDCP					Total
No one bowled							

Lane 8 5 - Pin Busters Week 12 11/24/2024

Name	Old	Old	-1-	-2-	-3-	Total	HDCP
	Avg	HDCP					Total
Jessica F. Walker	112	98	111	112	100	323	617
Jeff D. Snodgrass	124	86	137	112	112	361	619
Craig A. Schutt	165	45	188	153	183	524	659
Brendon G. Head	112	98	138	118	110	366	660
			====	====	====	====	====
Scratch Total			574	495	505	1574	1574
Handicap			327	327	327		981
Total			901	822	832	1574	2555
Team Points Won			1.0	1.0	1.0	4.0	4.0

Town & Country 2024-25

Big Apple Fun Center

* Bowlers listed must have a minimum of 1 games.

Change in Average

Name	-----Old-----		Old					---Average Change---			Weekly Over Avg
	Pins	Games	Avg	-1-	-2-	-3-	Total	New - Old	---> +/-	Series Avg +/-	
Janet E. Anderson	1134	9	126				0	126.00 - 126.00	= 0.00		
John A. Cornett	1785	12	148				0	148.75 - 148.75	= 0.00		
James M. Crown	5063	33	153	127	148	190	465	153.56 - 153.42	= 0.13	465 - 459=6	
Ashley K. Hancock	4711	33	142	101	116	147	364	140.97 - 142.76	= -1.79	364 - 426=-62	
Kira L. Hancock	1532	12	127				0	127.67 - 127.67	= 0.00		
Rich Hancock	2971	18	165	158	222	182	562	168.24 - 165.06	= 3.18	562 - 495=67	
Trish R. Hancock	3586	27	132	135	128	99	362	131.60 - 132.81	= -1.21	362 - 396=-34	
Angie C. Hauserman	304	3	101				0	101.33 - 101.33	= 0.00		
Brendon G. Head	3699	33	112	138	118	110	366	112.92 - 112.09	= 0.83	366 - 336=30	
Bryan L. Hodges	5171	30	172	156	165	193	514	172.27 - 172.37	= -0.09	514 - 516=-2	
Justin M. Hodges	3057	18	169				0	169.83 - 169.83	= 0.00		
Kim L. Hodges	4501	33	136	158	118	141	417	136.61 - 136.39	= 0.22	417 - 408=9	
Nick Kidd	5061	27	187	205	172	173	550	187.03 - 187.44	= -0.41	550 - 561=-11	
Keith D. Koupal	3112	24	129	156	118	117	391	129.74 - 129.67	= 0.07	391 - 387=4	
Dani Krotz	4759	32	148	183	171	182	536	151.29 - 148.72	= 2.57	536 - 444=92	
John L. Krotz	5415	30	180	203	158	147	508	179.48 - 180.50	= -1.02	508 - 540=-32	
Shelli Krotz	4201	29	144	127	156	117	400	143.78 - 144.86	= -1.08	400 - 432=-32	
Tyler J. Krotz	2553	33	77	59	74	92	225	77.17 - 77.36	= -0.20	225 - 231=-6	
Shannon L. Mitchell	3732	27	138	158	134	120	412	138.13 - 138.22	= -0.09	412 - 414=-2	
Craig A. Schutt	5471	33	165	188	153	183	524	166.53 - 165.79	= 0.74	524 - 495=29	
Richard M. Serr	4669	30	155	192	165	138	495	156.48 - 155.63	= 0.85	495 - 465=30	
Jeff D. Snodgrass	4101	33	124	137	112	112	361	123.94 - 124.27	= -0.33	361 - 372=-11	
Chris M. Stockton	3832	30	127	133	172	123	428	129.09 - 127.73	= 1.36	428 - 381=47	
Nick J. Stockton	5058	30	168	180	140	130	450	166.91 - 168.60	= -1.69	450 - 504=-54	
Jessica F. Walker	3371	30	112	111	112	100	323	111.94 - 112.37	= -0.43	323 - 336=-13	

Town & Country 2024-25

Big Apple Fun Center

* Bowlers listed must have a minimum of 1 games.

High Average Listing

	<u>Name</u>	<u>True Average</u>	<u>Pins</u>	<u>Gms</u>	<u>To Raise Avg +1</u>	<u>To Drop Avg -1</u>
1	Nick Kidd	187.03	5611	30	593	559
2	John L. Krotz	179.48	5923	33	557	520
3	Bryan L. Hodges	172.27	5685	33	543	506
4	Justin M. Hodges	169.83	3057	18	513	491
5	Rich Hancock	168.24	3533	21	523	498
6	Nick J. Stockton	166.91	5508	33	504	467
7	Craig A. Schutt	166.53	5995	36	518	478
8	Richard M. Serr	156.48	5164	33	488	451
9	James M. Crown	153.56	5528	36	478	438
10	Dani Krotz	151.29	5295	35	481	442
11	John A. Cornett	148.75	1785	12	450	434
12	Shelli Krotz	143.78	4601	32	439	403
13	Ashley K. Hancock	140.97	5075	36	424	384
14	Shannon L. Mitchell	138.13	4144	30	443	409
15	Kim L. Hodges	136.61	4918	36	425	385
16	Trish R. Hancock	131.60	3948	30	408	374
17	Keith D. Koupal	129.74	3503	27	397	366
18	Chris M. Stockton	129.09	4260	33	420	383
19	Kira L. Hancock	127.67	1532	12	388	372
20	Janet E. Anderson	126.00	1134	9	390	377
21	Jeff D. Snodgrass	123.94	4462	36	374	334
22	Brendon G. Head	112.92	4065	36	342	302
23	Jessica F. Walker	111.94	3694	33	338	301
24	Angie C. Hauserman	101.33	304	3	308	301
25	Tyler J. Krotz	77.17	2778	36	264	224

Town & Country 2024-25

Big Apple Fun Center

* Bowlers listed must have a minimum of 22 games.

Note: This report includes information through November 24 which is Week 12 of 31

Most Improved Averages

Name	True		Most Improved		Name	True		Most Improved	
	Average	Gms	Avg	+/-		Average	Gms	Avg	+/-
Brendon G. Head	112.92	36	101	+11.92	Trish R. Hancock	131.60	30	131	+0.60
Dani Krotz	151.29	35	147	+4.29	Richard M. Serr	156.48	33	156	+0.48
Bryan L. Hodges	172.27	33	168	+4.27	Shellie Krotz	143.78	32	144	-0.22
John L. Krotz	179.48	33	176	+3.48	Keith D. Koupal	129.74	27	130	-0.26
Shannon L. Mitchell	138.13	30	136	+2.13	James M. Crown	153.56	36	154	-0.44
Chris M. Stockton	129.09	33	127	+2.09	Tyler J. Krotz	77.17	36	78	-0.83
Jeff D. Snodgrass	123.94	36	122	+1.94	Craig A. Schutt	166.53	36	171	-4.47
Nick J. Stockton	166.91	33	165	+1.91	Ashley K. Hancock	140.97	36	146	-5.03
Nick Kidd	187.03	30	186	+1.03	Kim L. Hodges	136.61	36	142	-5.39
Jessica F. Walker	111.94	33	111	+0.94					

Town & Country 2024-25

Big Apple Fun Center

* Bowlers listed must have a minimum of 1 games.

Most Pins Over Average

Name	-----Old-----		Old					---Average Change---			Weekly Over Avg
	Pins	Games	Avg	-1-	-2-	-3-	Total	New - Old	---> +/-	Series Avg +/-	
Dani Krotz	4759	32	148	183	171	182	536	151.29	- 148.72	= 2.57	536 - 444=92
Rich Hancock	2971	18	165	158	222	182	562	168.24	- 165.06	= 3.18	562 - 495=67
Chris M. Stockton	3832	30	127	133	172	123	428	129.09	- 127.73	= 1.36	428 - 381=47
Richard M. Serr	4669	30	155	192	165	138	495	156.48	- 155.63	= 0.85	495 - 465=30
Brendon G. Head	3699	33	112	138	118	110	366	112.92	- 112.09	= 0.83	366 - 336=30
Craig A. Schutt	5471	33	165	188	153	183	524	166.53	- 165.79	= 0.74	524 - 495=29
Kim L. Hodges	4501	33	136	158	118	141	417	136.61	- 136.39	= 0.22	417 - 408=9
James M. Crown	5063	33	153	127	148	190	465	153.56	- 153.42	= 0.13	465 - 459=6
Keith D. Koupal	3112	24	129	156	118	117	391	129.74	- 129.67	= 0.07	391 - 387=4
Shannon L. Mitchell	3732	27	138	158	134	120	412	138.13	- 138.22	= -0.09	412 - 414=-2
Bryan L. Hodges	5171	30	172	156	165	193	514	172.27	- 172.37	= -0.09	514 - 516=-2
Tyler J. Krotz	2553	33	77	59	74	92	225	77.17	- 77.36	= -0.20	225 - 231=-6
Jeff D. Snodgrass	4101	33	124	137	112	112	361	123.94	- 124.27	= -0.33	361 - 372=-11
Nick Kidd	5061	27	187	205	172	173	550	187.03	- 187.44	= -0.41	550 - 561=-11
Jessica F. Walker	3371	30	112	111	112	100	323	111.94	- 112.37	= -0.43	323 - 336=-13
Shelli Krotz	4201	29	144	127	156	117	400	143.78	- 144.86	= -1.08	400 - 432=-32
John L. Krotz	5415	30	180	203	158	147	508	179.48	- 180.50	= -1.02	508 - 540=-32
Trish R. Hancock	3586	27	132	135	128	99	362	131.60	- 132.81	= -1.21	362 - 396=-34
Nick J. Stockton	5058	30	168	180	140	130	450	166.91	- 168.60	= -1.69	450 - 504=-54
Ashley K. Hancock	4711	33	142	101	116	147	364	140.97	- 142.76	= -1.79	364 - 426=-62

Town & Country 2024-25

Big Apple Fun Center

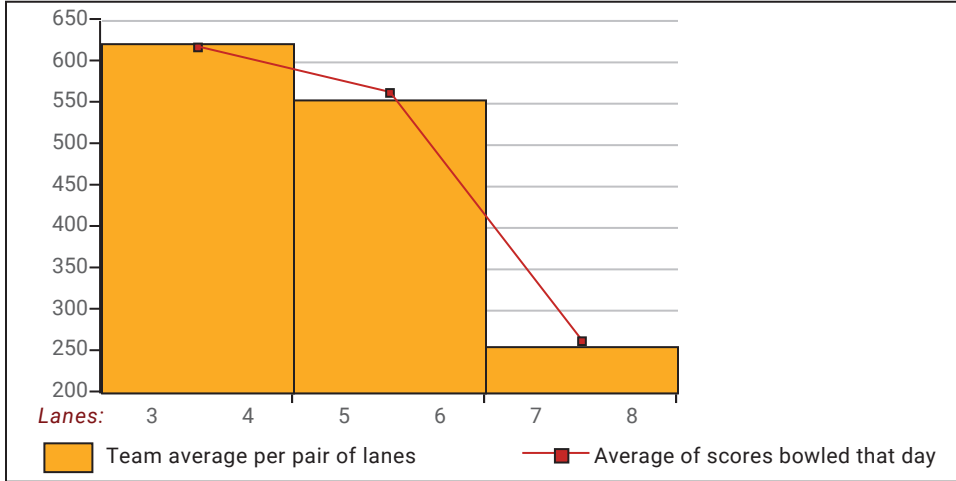
This report is for scores bowled November 24 which is Week 12 of 31

This Week's Statistics

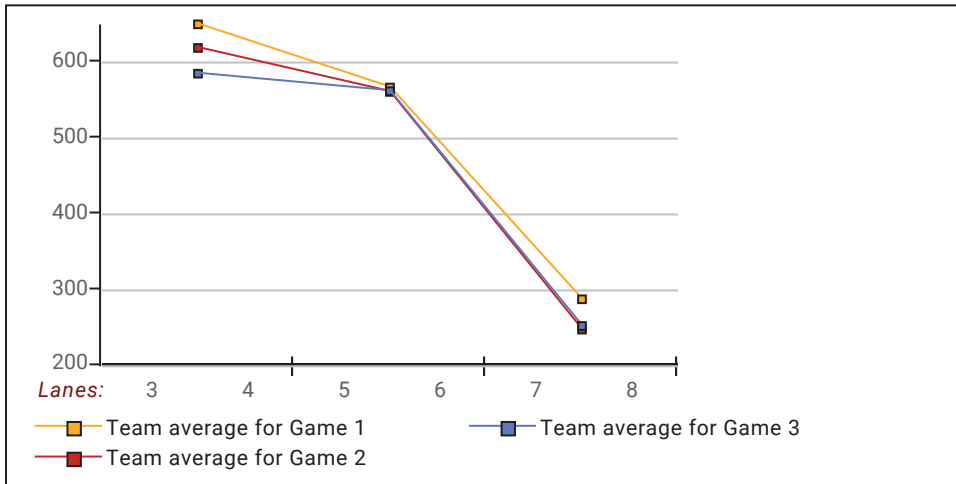
	Over All	Men	Women
How many people bowled	20	12	8
Number of games bowled	60	36	24
Actual average of week's scores	144.22	150.31	135.08
How many games above average	27	16	11
How many games below average	32	20	12
Pins above/below average per game	0.92	1.39	0.21
How many people raised average by this amount	9 1.11	6 0.97	3 1.38
How many people went down by this amount	11 -0.76	6 -0.62	5 -0.92
League average before bowling	143.80	149.35	135.48
League average after bowling	143.88	149.52	135.43
Change in league average	0.08	0.17	-0.06
800s	--	--	--
775s	--	--	--
750s	--	--	--
725s	--	--	--
700s	--	--	--
675s	--	--	--
650s	--	--	--
625s	--	--	--
600s	--	--	--
575s	--	--	--
550s	2	2	--
525s	1	--	1
500s	3	3	--
475s	1	1	--
450s	2	2	--
425s	1	--	1
400s	3	--	3
below 400	7	4	3
300s	--	--	--
275s	--	--	--
250s	--	--	--
225s	--	--	--
200s	3	3	--
175s	9	7	2
150s	14	9	5
125s	15	8	7
100s	15	6	9
below 100	4	3	1

This report is for scores bowled November 24 which is Week 12 of 31

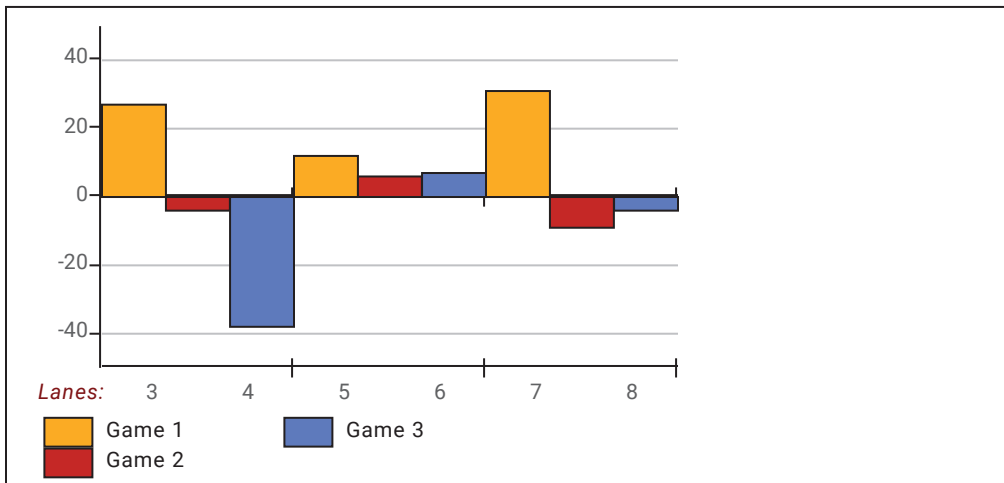
Team Average vs Avg of Scores



Average of Scores for Each Game

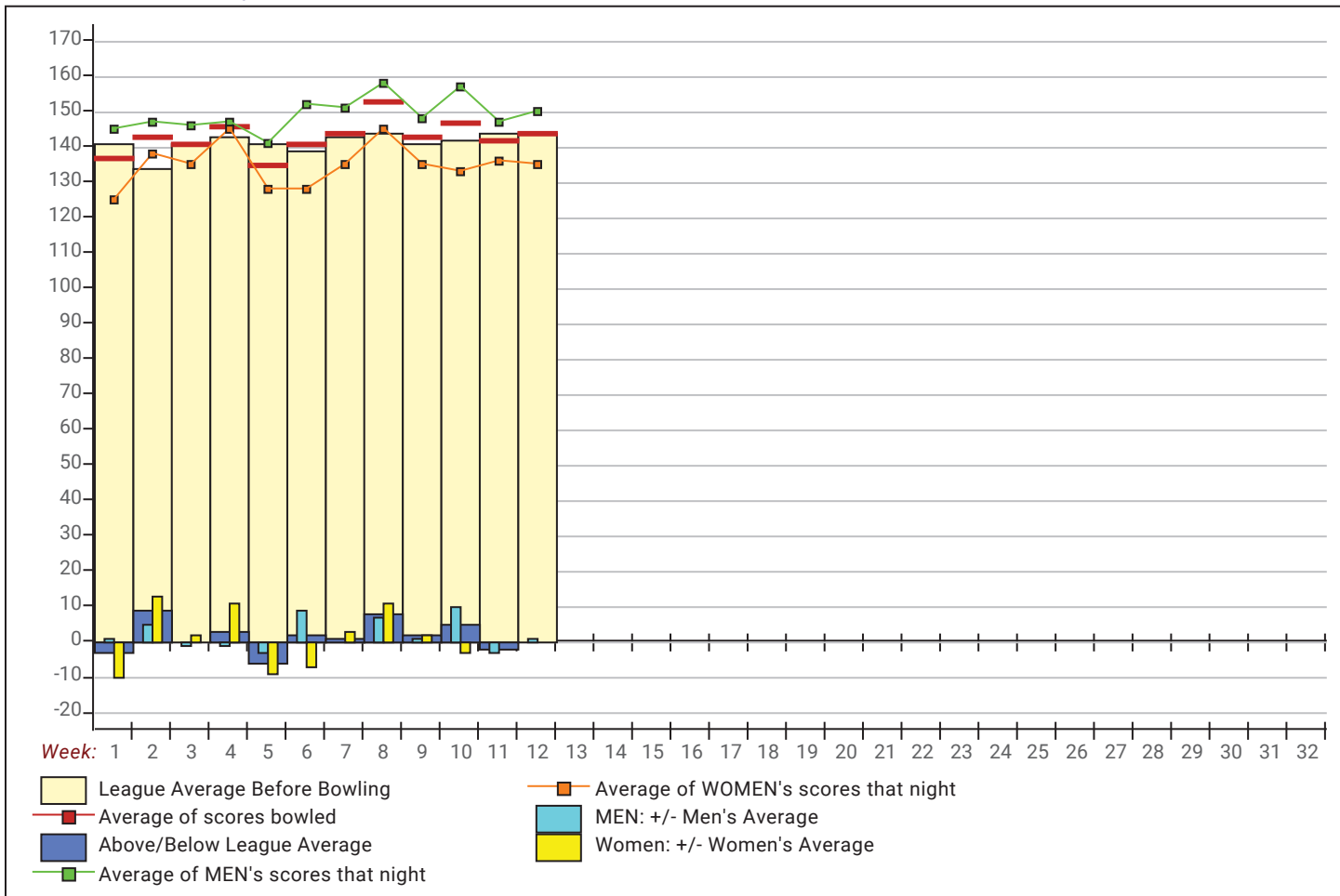


Amount Over/Under Team Average



This report is for scores bowled November 24 which is Week 12 of 31

League Average Week-by-Week



League Average Statistics for Last Week

	League	Right Hand	Left Hand	Men (Lft+Rt)	Women (Lft+Rt)
League Average Before Bowling	143.80	143.80		149.35	135.48
Average of scores bowled that night	144.22	144.22		150.31	135.08
New League Average After Bowling	143.88	143.88		149.52	135.43
Change in League Average	.08	.08		.17	-.06
People Who Bowled Over Average	9	9		6	3
People Who Bowled Under Average	11	11		6	5
Average Amount of Series Over Avg	34.89	34.89		27.67	49.33
Average Amount of Series Under Avg	-23.55	-23.55		-19.33	-28.60
Difference Avg, NiteAvg	.92	.92		1.39	.21
Number of Bowlers	20	20		12	8
Number of Games Bowled	60	60		36	24
People Who Raised Their Average	9	9		6	3
Raised By an Average of This Amount	1.11	1.11		.97	1.38
People Who Lowered Their Average	11	11		6	5
Lowered By an Average of This Amou	-.76	-.76		-.62	-.92
Number of Games Bowled Over Avera	27	27		16	11
Number of Games Bowled Under Avera	32	32		20	12

Note: Averages are based only on people who bowled.

Press Release -- 11/25/2024

11/24/2024 Week 12 of 31

Town & Country 2024-25

Sunday 6:30 pm

Big Apple Fun Center

Lanes 3 - 8

Team Standings

Place	Team Name	Avg p/gm	Points Won	Points Lost	Year-To-Date WON	Y-T-D LOST
1	Kidds Korner	632	32	16	32	16
2	Pin Busters	514	31	17	31	17
3	Breeze Transport	589	30	18	30	18
4	Cruizers	603	25	23	25	23
5	We Attempt	524	21	27	21	27
6	Bye Team		5	43	5	43

*** Although not shown, standings are determined by points only for the current split

Last Week's Top Scores

	Scratch Game	Scratch Series	Handicap Game	Handicap Series
Men	222 Rich Hancock	562 Rich Hancock	267 Rich Hancock	697 Rich Hancock
	205 Nick Kidd	550 Nick Kidd	247 Richard Serr	660 Richard Serr
	203 John Krotz	524 Craig Schutt	247 James Crown	660 Brendon Head
	193 Bryan Hodges	514 Bryan Hodges	237 Keith Koupal	659 Craig Schutt
	192 Richard Serr	508 John Krotz	236 Brendon Head	636 James Crown
	190 James Crown	495 Richard Serr	233 John Krotz	634 Keith Koupal
	188 Craig Schutt	465 James Crown	233 Craig Schutt	628 Bryan Hodges
	180 Nick Stockton	450 Nick Stockton	231 Bryan Hodges	624 Tyler Krotz
	156 Keith Koupal	391 Keith Koupal	228 Nick Kidd	619 Jeff Snodgrass
	138 Brendon Head	366 Brendon Head	225 Tyler Krotz	619 Nick Kidd
Women	183 Dani Krotz	536 Dani Krotz	255 Chris Stockton	722 Dani Krotz
	172 Chris Stockton	428 Chris Stockton	245 Dani Krotz	677 Chris Stockton
	158 Shannon Mitchell	417 Kim Hodges	232 Kim Hodges	639 Kim Hodges
	158 Kim Hodges	412 Shannon Mitchell	230 Shannon Mitchell	628 Shannon Mitchell
	156 Shelli Krotz	400 Shelli Krotz	222 Shelli Krotz	617 Jessica Walker
	147 Ashley Hancock	364 Ashley Hancock	215 Ashley Hancock	598 Shelli Krotz
	135 Trish Hancock	362 Trish Hancock	213 Trish Hancock	596 Trish Hancock
	112 Jessica Walker	323 Jessica Walker	210 Jessica Walker	568 Ashley Hancock

Local and Bowling Center Awards

Name	USBC ID Number	Award Average	Award Games	G1	G2	G3	Series	Award Score	Award Received
Rich Hancock	1494-2387 USBC	162	61	158	222	182	562	222	200 Game (Local Assoc. Awards)