

# Town & Country 2025-26

Sunday 6:30 pm

## Big Apple Fun Center

Lanes 3 - 8

President: John Krotz (308)440-9799

Vice President: Richard Serr (308)440-0152

Secretary/Treasurer: Trish Hancock (308)440-6787

### Team Standings

Place	#	Team Name	Points Won	Points Lost	%Won	Pins + HDCP	Scratch Pins	Avg p/gm	High Game	High Sers	HDCP Game	HDCP Sers
1	6	Breeze Transport	26½	17½	60.2	27938	19067	577	688	1889	950	2771
2	4	DILLIGAF	24	20	54.5	28428	20967	635	780	2106	1031	2811
3	5	We Attempt	22½	21½	51.1	28262	17660	535	642	1799	976	2816
4	2	Cruizers	22	22	50.0	28001	19928	603	693	2022	947	2766
5	1	Pin Busters	20	24	45.5	27919	16626	503	566	1672	906	2699
6	3	Kidds Korner	17	27	38.6	27754	20575	623	782	2092	970	2753

### Review of Last Week's Bowling.....

Lanes	Team Name	HDCP -1-	HDCP -2-	HDCP -3-	HDCP Total	Last Wk WON	Team Name	HDCP -1-	HDCP -2-	HDCP -3-	HDCP Total	Last Wk WON
3-4	DILLIGAF	849	933	923	2705	1	<---> Kidds Korner	930	967	856	2753	3
5-6	Breeze Transport	813	866	785	2464	1	<---> We Attempt	880	855	862	2597	3
7-8	Cruizers	861	824	807	2492	1	<---> Pin Busters	856	846	831	2533	3

### Lane Assignments

	3-4	5-6	7-8
Wk12 11/23	6- 1	3- 2	4- 5
Wk13 11/30	5- 2	4- 6	1- 3
Wk14 12/07	1- 4	5- 3	6- 2

### Last Week's Top Scores

	Team Scratch Game	Team Scratch Series	Team Handicap Game	Team Handicap Series
	708 Kidds Korner	1979 DILLIGAF	967 Kidds Korner	2753 Kidds Korner
	691 DILLIGAF	1976 Kidds Korner	933 DILLIGAF	2705 DILLIGAF
	625 Cruizers	1784 Cruizers	880 We Attempt	2597 We Attempt
	606 Breeze Transport	1685 We Attempt	866 Breeze Transport	2533 Pin Busters
	576 We Attempt	1684 Breeze Transport	861 Cruizers	2492 Cruizers
	520 Pin Busters	1525 Pin Busters	856 Pin Busters	2464 Breeze Transport
	Scratch Game	Scratch Series	Handicap Game	Handicap Series
<b>Men</b>	288 Nick Kidd	679 Nick Kidd	324 Nick Kidd	787 Nick Kidd
	242 Steve Miller	616 Steve Miller	287 Steve Miller	751 Steve Miller
	219 James Crown	553 James Crown	278 James Crown	730 James Crown
	197 Robert Waline Jr	539 Robert Waline Jr	235 Bryan Hodges	674 Craig Schutt
	184 Bryan Hodges	532 Rich Hancock	231 Jeff Snodgrass	659 Jeff Snodgrass
	183 Richard Serr	507 Richard Serr	230 Craig Schutt	653 Bryan Hodges
	182 Rich Hancock	500 Bryan Hodges	229 Richard Serr	645 Richard Serr
	171 Craig Schutt	497 Craig Schutt	220 Robert Waline Jr	643 Rich Hancock
	158 Nick Stockton	456 Nick Stockton	219 Rich Hancock	627 Tyler Krotz
	157 John Krotz	452 John Krotz	212 Tyler Krotz	609 Nick Stockton
<b>Women</b>	181 Ashley Hancock	505 Ashley Hancock	264 Kim Hodges	718 Ashley Hancock
	179 Kim Hodges	458 Shantel Miles	252 Ashley Hancock	701 Shantel Miles
	168 Shantel Miles	445 Dani Krotz	249 Shantel Miles	676 Kim Hodges
	159 Dani Krotz	421 Kim Hodges	234 Kira Hancock	645 Marissa Crites
	157 Kira Hancock	407 Shelli Krotz	221 Shelli Krotz	638 Shelli Krotz
	144 Shelli Krotz	393 Kira Hancock	220 Marissa Crites	637 Jen Kidd
	127 Marissa Crites	376 Jen Kidd	214 Jen Kidd	624 Kira Hancock
	127 Jen Kidd	366 Marissa Crites	213 Dani Krotz	607 Dani Krotz
	124 Chris Stockton	353 Chris Stockton	202 Chris Stockton	587 Chris Stockton
	109 Shannon Mitchell	322 Shannon Mitchell	181 Shannon Mitchell	538 Shannon Mitchell

**Season High Scores**

Team Scratch Game		Team Scratch Series		Team Handicap Game		Team Handicap Series	
782	Kidds Korner	2106	DILLIGAF	1031	DILLIGAF	2816	We Attempt
780	DILLIGAF	2092	Kidds Korner	976	We Attempt	2811	DILLIGAF
693	Cruizers	2022	Cruizers	970	Kidds Korner	2771	Breeze Transport
688	Breeze Transport	1889	Breeze Transport	950	Breeze Transport	2766	Cruizers
642	We Attempt	1799	We Attempt	947	Cruizers	2753	Kidds Korner
566	Pin Busters	1672	Pin Busters	906	Pin Busters	2699	Pin Busters

	Scratch Game	Scratch Series	Handicap Game	Handicap Series
<b>Men</b>	288 Nick Kidd	679 Nick Kidd	324 Nick Kidd	793 Steve Miller
	267 Steve Miller	675 Anthony Eigenberg	316 Steve Miller	787 Nick Kidd
	258 Robert Waline Jr	646 Steve Miller	297 Bryan Hodges	767 Rich Hancock
	257 Anthony Eigenberg	638 Rich Hancock	294 James Crown	754 Robert Waline Jr
	238 Rich Hancock	628 Robert Waline Jr	285 Robert Waline Jr	753 Bryan Hodges
	238 Bryan Hodges	587 DJ Miles	281 Rich Hancock	735 James Crown
	232 James Crown	576 Bryan Hodges	276 John Krotz	725 Nick Stockton
	226 Nick Stockton	561 John Krotz	274 Nick Stockton	724 Tyler Krotz
	224 John Krotz	558 Justin Hodges	268 Justin Hodges	720 Justin Hodges
	215 DJ Miles	554 Nick Stockton	264 Tyler Krotz	715 Craig Schutt
<b>Women</b>	209 Shelli Krotz	538 Dani Krotz	295 Shelli Krotz	768 Ashley Hancock
	207 Dani Krotz	507 Ashley Hancock	270 Dani Krotz	727 Shelli Krotz
	181 Kim Hodges	491 Rebecca McPherson	265 Kim Hodges	727 Dani Krotz
	181 Ashley Hancock	471 Kim Hodges	265 Ashley Hancock	720 Jessica Walker
	177 Shannon Mitchell	469 Shelli Krotz	257 Jessica Walker	715 Shannon Mitchell
	171 Kira Hancock	469 Shannon Mitchell	256 Jen Kidd	704 Kira Hancock
	169 Rebecca McPherson	467 Kira Hancock	253 Shannon Mitchell	701 Shantel Miles
	168 Shantel Miles	458 Shantel Miles	249 Shantel Miles	686 Jen Kidd
	166 Chris Stockton	439 Chris Stockton	245 Kira Hancock	679 Chris Stockton
	164 Jen Kidd	425 Karen Lopez	241 Chris Stockton	679 Kim Hodges

**Team Rosters**

**1 - Pin Busters**

Name	Avg	HDCP	Pins	Gms	High Game	High Sers	HDCP Game	HDCP Sers	0's	100's	200's	0's	400's	500's
Jessica F. Walker	112	98	3036	27	153	417	257	720	5	22	--	8	1	--
Jeff D. Snodgrass	127	83	4076	32	155	415	246	674	2	30	--	6	4	--
Matt Young	115	95	2087	18	178	402	258	671	5	13	--	5	1	--
Craig A. Schutt	152	58	5047	33	188	514	252	715	--	33	--	2	8	1
Alyssa G. Schutt	110	100	992	9	128	345	226	645	2	7	--	3	--	--

**2 - Cruizers**

Name	Avg	HDCP	Pins	Gms	High Game	High Sers	HDCP Game	HDCP Sers	0's	100's	200's	0's	400's	500's
Shelli Krotz	133	77	4006	30	209	469	295	727	2	27	1	5	5	--
Rich Hancock	174	36	5750	33	238	638	281	767	--	29	4	--	2	9
John L. Krotz	163	47	5408	33	224	561	276	705	--	31	2	--	5	6
Kira L. Hancock	133	77	4410	33	171	467	245	704	1	32	--	5	6	--
Trish R. Hancock	bk135	75	0	0	0	0			--	--	--	--	--	--

**3 - Kidds Korner**

Name	Avg	HDCP	Pins	Gms	High Game	High Sers	HDCP Game	HDCP Sers	0's	100's	200's	0's	400's	500's
Jen Kidd	123	87	1853	15	164	410	256	686	2	13	--	4	1	--
Kim L. Hodges	127	83	3062	24	181	471	265	679	2	22	--	4	4	--
Justin M. Hodges	164	46	3941	24	214	558	268	720	--	21	3	--	5	3
Bryan L. Hodges	159	51	5273	33	238	576	297	753	--	31	2	--	8	3
Nick Kidd	180	30	4334	24	288	679	324	787	--	19	5	--	1	7

4 - DILLIGAF

Name	Avg	HDCP	Pins	Gms	High Game	High Sers	HDCP Game	HDCP Sers	0's	100's	200's	0's	400's	500's
Marissa A. Crites	117	93	2824	24	141	392	233	677	3	21	--	8	--	--
Shantel A. Miles	133	77	2007	15	168	458	249	701	--	15	--	3	2	--
Steve Miller	169	41	5092	30	267	646	316	793	--	25	5	--	5	5
Robert L. Waline Jr	186	24	5589	30	258	628	285	754	--	23	7	--	1	9
DJ Miles	175	35	4201	24	215	587	260	708	--	20	4	--	2	6

5 - We Attempt

Name	Avg	HDCP	Pins	Gms	High Game	High Sers	HDCP Game	HDCP Sers	0's	100's	200's	0's	400's	500's
Ashley K. Hancock	145	65	2181	15	181	507	265	768	1	14	--	2	1	2
Dani Krotz	155	55	5135	33	207	538	270	727	--	31	2	1	8	2
Tyler J. Krotz	77	133	2556	33	128	316	264	724	31	2	--	11	--	--
Richard M. Serr	164	46	5427	33	200	552	250	699	--	32	1	--	5	6
Karen L. Lopez	132	78	1987	15	157	425	237	667	--	15	--	3	2	--

6 - Breeze Transport

Name	Avg	HDCP	Pins	Gms	High Game	High Sers	HDCP Game	HDCP Sers	0's	100's	200's	0's	400's	500's
Chris M. Stockton	130	80	4320	33	166	439	241	679	--	33	--	6	5	--
Shannon L. Mitchell	135	75	4478	33	177	469	253	715	1	32	--	5	6	--
James M. Crown	154	56	5096	33	232	553	294	735	--	30	3	1	7	3
Nick J. Stockton	158	52	4278	27	226	554	274	725	--	25	2	1	5	3
John A. Cornett	149	61	895	6	175	475	246	688	--	6	--	--	2	--

Temporary Substitutes

 Men

Name	Avg	HDCP	Pins	Gms	High Game	High Sers	HDCP Game	HDCP Sers	0's	100's	200's	0's	400's	500's
Anthony C. Eigenberg	212	0	1276	6	257	675	257	675	--	2	4	--	--	2
Brendon Head	bk113	97	556	5	139	278	236	569	2	3	--	1	--	--

 Women

Name	Avg	HDCP	Pins	Gms	High Game	High Sers	HDCP Game	HDCP Sers	0's	100's	200's	0's	400's	500's
Janet E. Anderson	124	86	374	3	142	374	228	632	--	3	--	1	--	--
Rebecca L. McPherson	163	47	491	3	169	491	216	632	--	3	--	--	1	--

Individual High Averages

Men	Avg	Name	Women	Avg	Name
186.30	Robert Waline Jr	155.61	Dani Krotz		
180.58	Nick Kidd	135.70	Shannon Mitchell		
175.04	DJ Miles	133.64	Kira Hancock		
174.24	Rich Hancock	133.53	Shelli Krotz		
169.73	Steve Miller	130.91	Chris Stockton		

Most Improved Average

Men	Start	End	Change	Name	Women	Start	End	Change	Name
150	to	159.79	= +9.79	Bryan Hodges	128	to	133.53	= +5.53	Shelli Krotz
161	to	169.73	= +8.73	Steve Miller	108	to	112.44	= +4.44	Jessica Walker
174	to	180.58	= +6.58	Nick Kidd	152	to	155.61	= +3.61	Dani Krotz
148	to	154.42	= +6.42	James Crown	125	to	127.58	= +2.58	Kim Hodges
168	to	174.24	= +6.24	Rich Hancock	130	to	130.91	= +0.91	Chris Stockton

Most Un-Improved Averages

Men	Start	End	Change	Name	Women	Start	End	Change	Name
162	to	158.44	= -3.56	Nick Stockton	139	to	133.64	= -5.36	Kira Hancock
174	to	175.04	= +1.04	DJ Miles	138	to	135.70	= -2.30	Shannon Mitchell
162	to	164.21	= +2.21	Justin Hodges	117	to	117.67	= +0.67	Marissa Crites
161	to	163.88	= +2.88	John Krotz	130	to	130.91	= +0.91	Chris Stockton
150	to	152.94	= +2.94	Craig Schutt	125	to	127.58	= +2.58	Kim Hodges

# Town & Country 2025-26

## Big Apple Fun Center

### Reprint of Scores -- Week 11

#### Lane 3 4 - DILLIGAF Week 11 11/16/2025

Name	Old		-1-	-2-	-3-	Total	HDCP	
	Avg	HDCP					Total	Total
Marissa A. Crites	117	93	119	127	120	366	645	
Shantel A. Miles	129	81	165	168	125	458	701	
Steve Miller	165	45	175	199	242	616	751	
Robert L. Waline Jr	187	23	148	197	194	539	608	
			====	====	====	====	====	
Scratch Total			607	691	681	1979	1979	
Handicap			242	242	242		726	
Total			849	933	923	1979	2705	
Team Points Won			0.0	0.0	1.0	1.0	1.0	

#### Lane 4 3 - Kidds Korner Week 11 11/16/2025

Name	Old		-1-	-2-	-3-	Total	HDCP	
	Avg	HDCP					Total	Total
Jen Kidd	123	87	124	127	125	376	637	
Kim L. Hodges	bk125	85	179	124	118	421	676	
Bryan L. Hodges	bk159	51	184	169	147	500	653	
Nick Kidd	bk174	36	184	288	207	679	787	
			====	====	====	====	====	
Scratch Total			671	708	597	1976	1976	
Handicap			259	259	259		777	
Total			930	967	856	1976	2753	
Team Points Won			1.0	1.0	0.0	3.0	3.0	

#### Lane 5 6 - Breeze Transport Week 11 11/16/2025

Name	Old		-1-	-2-	-3-	Total	HDCP	
	Avg	HDCP					Total	Total
Chris M. Stockton	bk132	78	121	124	108	353	587	
Shannon L. Mitchell	bk138	72	109	105	108	322	538	
James M. Crown	bk151	59	175	219	159	553	730	
Nick J. Stockton	bk159	51	148	158	150	456	609	
			====	====	====	====	====	
Scratch Total			553	606	525	1684	1684	
Handicap			260	260	260		780	
Total			813	866	785	1684	2464	
Team Points Won			0.0	1.0	0.0	1.0	1.0	

#### Lane 6 5 - We Attempt Week 11 11/16/2025

Name	Old		-1-	-2-	-3-	Total	HDCP	
	Avg	HDCP					Total	Total
Ashley K. Hancock	bk139	71	181	147	177	505	718	
Dani Krotz	bk156	54	138	159	148	445	607	
Tyler J. Krotz	bk77	133	74	75	79	228	627	
Richard M. Serr	bk164	46	183	170	154	507	645	
			====	====	====	====	====	
Scratch Total			576	551	558	1685	1685	
Handicap			304	304	304		912	
Total			880	855	862	1685	2597	
Team Points Won			1.0	0.0	1.0	3.0	3.0	

#### Lane 7 2 - Cruizers Week 11 11/16/2025

Name	Old		-1-	-2-	-3-	Total	HDCP	
	Avg	HDCP					Total	Total
Shelli Krotz	bk133	77	131	132	144	407	638	
Rich Hancock	bk173	37	180	182	170	532	643	
John L. Krotz	bk165	45	157	153	142	452	587	
Kira L. Hancock	bk133	77	157	121	115	393	624	
			====	====	====	====	====	
Scratch Total			625	588	571	1784	1784	
Handicap			236	236	236		708	
Total			861	824	807	1784	2492	
Team Points Won			1.0	0.0	0.0	1.0	1.0	

#### Lane 8 1 - Pin Busters Week 11 11/16/2025

Name	Old		-1-	-2-	-3-	Total	HDCP	
	Avg	HDCP					Total	Total
Jessica F. Walker	bk112	98	a102	a102	a102	306	600	
Jeff D. Snodgrass	bk126	84	142	147	118	407	659	
Matt Young	115	95	a105	a105	a105	315	600	
Craig A. Schutt	bk151	59	171	156	170	497	674	
			====	====	====	====	====	
Scratch Total			520	510	495	1525	1525	
Handicap			336	336	336		1008	
Total			856	846	831	1525	2533	
Team Points Won			0.0	1.0	1.0	3.0	3.0	

# Town & Country 2025-26

## Big Apple Fun Center

\* Bowlers listed must have a minimum of 1 games.

### Change in Average

Name	-----Old-----		Old Avg				Total	---Average Change---			Weekly Over Avg Series Avg +/-	
	Pins	Games		-1-	-2-	-3-		New - Old ---> +/-				
Janet E. Anderson	374	3	124				0	124.67	-	124.67	= 0.00	
John A. Cornett	895	6	bk149				0	149.17	-	149.17	= 0.00	
Marissa A. Crites	2458	21	117	119	127	120	366	117.67	-	117.05	= 0.62	366 - 351=15
James M. Crown	4543	30	bk151	175	219	159	553	154.42	-	151.43	= 2.99	553 - 453=100
Anthony C. Eigenberg	1276	6	212				0	212.67	-	212.67	= 0.00	
Ashley K. Hancock	1676	12	bk139	181	147	177	505	145.40	-	139.67	= 5.73	505 - 417=88
Kira L. Hancock	4017	30	bk133	157	121	115	393	133.64	-	133.90	= -0.26	393 - 399=-6
Rich Hancock	5218	30	bk173	180	182	170	532	174.24	-	173.93	= 0.31	532 - 519=13
Brendon Head	556	5	bk113				0	111.20	-	111.20	= 0.00	
Bryan L. Hodges	4773	30	bk159	184	169	147	500	159.79	-	159.10	= 0.69	500 - 477=23
Justin M. Hodges	3941	24	bk164				0	164.21	-	164.21	= 0.00	
Kim L. Hodges	2641	21	bk125	179	124	118	421	127.58	-	125.76	= 1.82	421 - 375=46
Jen Kidd	1477	12	123	124	127	125	376	123.53	-	123.08	= 0.45	376 - 369=7
Nick Kidd	3655	21	bk174	184	288	207	679	180.58	-	174.05	= 6.54	679 - 522=157
Dani Krotz	4690	30	bk156	138	159	148	445	155.61	-	156.33	= -0.73	445 - 468=-23
John L. Krotz	4956	30	bk165	157	153	142	452	163.88	-	165.20	= -1.32	452 - 495=-43
Shelli Krotz	3599	27	bk133	131	132	144	407	133.53	-	133.30	= 0.24	407 - 399=8
Tyler J. Krotz	2328	30	bk77	74	75	79	228	77.45	-	77.60	= -0.15	228 - 231=-3
Karen L. Lopez	1987	15	132				0	132.47	-	132.47	= 0.00	
Rebecca L. McPherson	491	3	163				0	163.67	-	163.67	= 0.00	
DJ Miles	4201	24	175				0	175.04	-	175.04	= 0.00	
Shantel A. Miles	1549	12	129	165	168	125	458	133.80	-	129.08	= 4.72	458 - 387=71
Steve Miller	4476	27	165	175	199	242	616	169.73	-	165.78	= 3.96	616 - 495=121
Shannon L. Mitchell	4156	30	bk138	109	105	108	322	135.70	-	138.53	= -2.84	322 - 414=-92
Alyssa G. Schutt	992	9	110				0	110.22	-	110.22	= 0.00	
Craig A. Schutt	4550	30	bk151	171	156	170	497	152.94	-	151.67	= 1.27	497 - 453=44
Richard M. Serr	4920	30	bk164	183	170	154	507	164.45	-	164.00	= 0.45	507 - 492=15
Jeff D. Snodgrass	3669	29	bk126	142	147	118	407	127.38	-	126.52	= 0.86	407 - 378=29
Chris M. Stockton	3967	30	bk132	121	124	108	353	130.91	-	132.23	= -1.32	353 - 396=-43
Nick J. Stockton	3822	24	bk159	148	158	150	456	158.44	-	159.25	= -0.81	456 - 477=-21
Robert L. Waline Jr	5050	27	187	148	197	194	539	186.30	-	187.04	= -0.74	539 - 561=-22
Jessica F. Walker	3036	27	bk112	a102	a102	a102	306	112.44	-	112.44	= 0.00	
Matt Young	2087	18	115	a105	a105	a105	315	115.94	-	115.94	= 0.00	

# Town & Country 2025-26

## Big Apple Fun Center

\* Bowlers listed must have a minimum of 1 games.

### High Average Listing

	<b>Name</b>	<b>True Average</b>	<b>Pins</b>	<b>Gms</b>	<b>To Raise Avg +1</b>	<b>To Drop Avg -1</b>
1	Anthony C. Eigenberg	212.67	1276	6	641	631
2	Robert L. Waline Jr	186.30	5589	30	582	548
3	Nick Kidd	180.58	4334	24	553	525
4	DJ Miles	175.04	4201	24	551	523
5	Rich Hancock	174.24	5750	33	550	513
6	Steve Miller	169.73	5092	30	518	484
7	Richard M. Serr	164.45	5427	33	513	476
8	Justin M. Hodges	164.21	3941	24	514	486
9	John L. Krotz	163.88	5408	33	496	459
10	Rebecca L. McPherson	163.67	491	3	493	486
11	Bryan L. Hodges	159.79	5273	33	487	450
12	Nick J. Stockton	158.44	4278	27	492	461
13	Dani Krotz	155.61	5135	33	481	444
14	James M. Crown	154.42	5096	33	484	447
15	Craig A. Schutt	152.94	5047	33	461	424
16	John A. Cornett	149.17	895	6	455	445
17	Ashley K. Hancock	145.40	2181	15	447	428
18	Shannon L. Mitchell	135.70	4478	33	418	381
19	Shantel A. Miles	133.80	2007	15	405	386
20	Kira L. Hancock	133.64	4410	33	414	377
21	Shelli Krotz	133.53	4006	30	416	382
22	Karen L. Lopez	132.47	1987	15	407	388
23	Chris M. Stockton	130.91	4320	33	396	359
24	Kim L. Hodges	127.58	3062	24	394	366
25	Jeff D. Snodgrass	127.38	4076	32	404	368
26	Janet E. Anderson	124.67	374	3	376	369
27	Jen Kidd	123.53	1853	15	379	360
28	Marissa A. Crites	117.67	2824	24	362	334
29	Matt Young	115.94	2087	18	349	327
30	Jessica F. Walker	112.44	3036	27	354	323
31	Brendon Head	111.20	556	5	340	331
32	Alyssa G. Schutt	110.22	992	9	340	327
33	Tyler J. Krotz	77.45	2556	33	252	215

# Town & Country 2025-26

## Big Apple Fun Center

\* Bowlers listed must have a minimum of 22 games.

Note: This report includes information through November 16 which is Week 11 of 31

### Most Improved Averages

Name	True		Most Improved		Name	True		Most Improved	
	Average	Gms	Avg	+/-		Average	Gms	Avg	+/-
Bryan L. Hodges	159.79	33	150	+9.79	Robert L. Waline Jr	186.30	30	183	+3.30
Steve Miller	169.73	30	161	+8.73	Craig A. Schutt	152.94	33	150	+2.94
Nick Kidd	180.58	24	174	+6.58	John L. Krotz	163.88	33	161	+2.88
James M. Crown	154.42	33	148	+6.42	Kim L. Hodges	127.58	24	125	+2.58
Rich Hancock	174.24	33	168	+6.24	Justin M. Hodges	164.21	24	162	+2.21
Shelli Krotz	133.53	30	128	+5.53	DJ Miles	175.04	24	174	+1.04
Tyler J. Krotz	77.45	33	73	+4.45	Chris M. Stockton	130.91	33	130	+0.91
Jessica F. Walker	112.44	27	108	+4.44	Marissa A. Crites	117.67	24	117	+0.67
Jeff D. Snodgrass	127.38	32	123	+4.38	Shannon L. Mitchell	135.70	33	138	-2.30
Dani Krotz	155.61	33	152	+3.61	Nick J. Stockton	158.44	27	162	-3.56
Richard M. Serr	164.45	33	161	+3.45	Kira L. Hancock	133.64	33	139	-5.36

# Town & Country 2025-26

## Big Apple Fun Center

\* Bowlers listed must have a minimum of 1 games.

### Most Pins Over Average

Name	-----Old-----		Old					---Average Change---			Weekly Over Avg
	Pins	Games	Avg	-1-	-2-	-3-	Total	New - Old	---> +/-	Series Avg +/-	
Nick Kidd	3655	21	bk174	184	288	207	679	180.58	- 174.05	= 6.54	679 - 522=157
Steve Miller	4476	27	165	175	199	242	616	169.73	- 165.78	= 3.96	616 - 495=121
James M. Crown	4543	30	bk151	175	219	159	553	154.42	- 151.43	= 2.99	553 - 453=100
Ashley K. Hancock	1676	12	bk139	181	147	177	505	145.40	- 139.67	= 5.73	505 - 417=88
Shantel A. Miles	1549	12	129	165	168	125	458	133.80	- 129.08	= 4.72	458 - 387=71
Kim L. Hodges	2641	21	bk125	179	124	118	421	127.58	- 125.76	= 1.82	421 - 375=46
Craig A. Schutt	4550	30	bk151	171	156	170	497	152.94	- 151.67	= 1.27	497 - 453=44
Jeff D. Snodgrass	3669	29	bk126	142	147	118	407	127.38	- 126.52	= 0.86	407 - 378=29
Bryan L. Hodges	4773	30	bk159	184	169	147	500	159.79	- 159.10	= 0.69	500 - 477=23
Marissa A. Crites	2458	21	117	119	127	120	366	117.67	- 117.05	= 0.62	366 - 351=15
Richard M. Serr	4920	30	bk164	183	170	154	507	164.45	- 164.00	= 0.45	507 - 492=15
Rich Hancock	5218	30	bk173	180	182	170	532	174.24	- 173.93	= 0.31	532 - 519=13
Shelli Krotz	3599	27	bk133	131	132	144	407	133.53	- 133.30	= 0.24	407 - 399=8
Jen Kidd	1477	12	123	124	127	125	376	123.53	- 123.08	= 0.45	376 - 369=7
Tyler J. Krotz	2328	30	bk77	74	75	79	228	77.45	- 77.60	= -0.15	228 - 231=-3
Kira L. Hancock	4017	30	bk133	157	121	115	393	133.64	- 133.90	= -0.26	393 - 399=-6
Nick J. Stockton	3822	24	bk159	148	158	150	456	158.44	- 159.25	= -0.81	456 - 477=-21
Robert L. Waline Jr	5050	27	187	148	197	194	539	186.30	- 187.04	= -0.74	539 - 561=-22
Dani Krotz	4690	30	bk156	138	159	148	445	155.61	- 156.33	= -0.73	445 - 468=-23
Chris M. Stockton	3967	30	bk132	121	124	108	353	130.91	- 132.23	= -1.32	353 - 396=-43
John L. Krotz	4956	30	bk165	157	153	142	452	163.88	- 165.20	= -1.32	452 - 495=-43
Shannon L. Mitchell	4156	30	bk138	109	105	108	322	135.70	- 138.53	= -2.84	322 - 414=-92

# Town & Country 2025-26

## Big Apple Fun Center

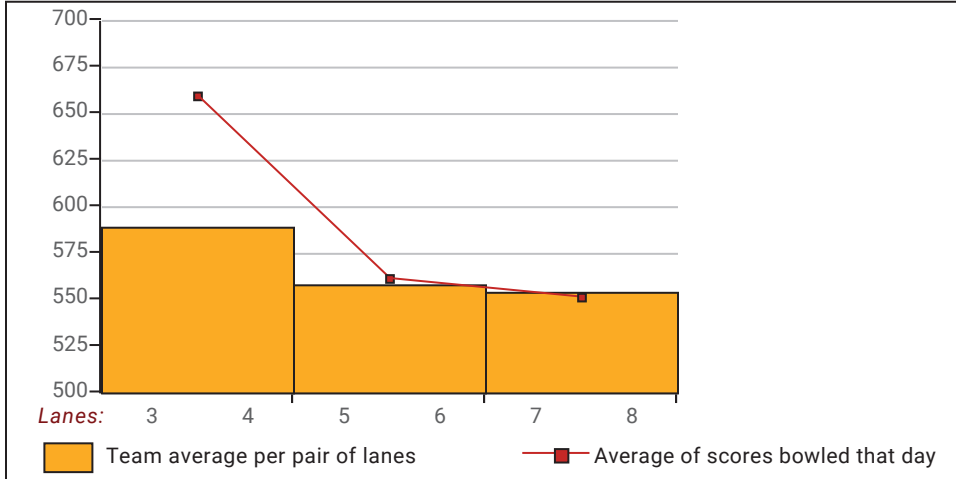
This report is for scores bowled November 16 which is Week 11 of 31

### This Week's Statistics

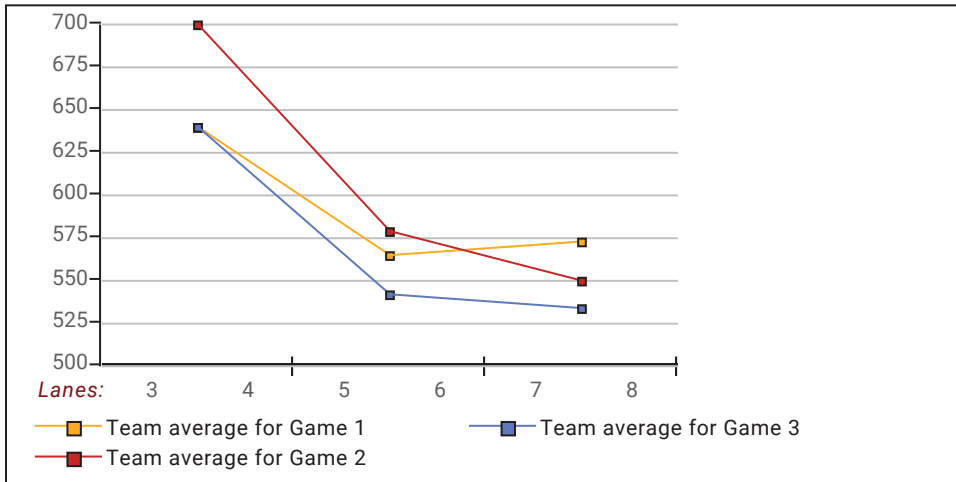
	Over All	Men	Women
How many people bowled	22	12	10
Number of games bowled	66	36	30
Actual average of week's scores	151.70	165.72	134.87
How many games above average	38	23	15
How many games below average	28	13	15
Pins above/below average per game	7.33	11.47	2.37
How many people raised average by this amount	14 2.19	8 2.13	6 2.26
How many people went down by this amount	8 -1.02	4 -0.75	4 -1.29
League average before bowling	144.75	154.63	132.89
League average after bowling	145.77	155.80	133.74
Change in league average	1.02	1.17	0.84
800s	--	--	--
775s	--	--	--
750s	--	--	--
725s	--	--	--
700s	--	--	--
675s	1	1	--
650s	--	--	--
625s	--	--	--
600s	1	1	--
575s	--	--	--
550s	1	1	--
525s	2	2	--
500s	3	2	1
475s	1	1	--
450s	3	2	1
425s	1	--	1
400s	3	1	2
below 400	6	1	5
300s	--	--	--
275s	1	1	--
250s	--	--	--
225s	1	1	--
200s	2	2	--
175s	13	10	3
150s	16	12	4
125s	16	6	10
100s	14	1	13
below 100	3	3	--

This report is for scores bowled November 16 which is Week 11 of 31

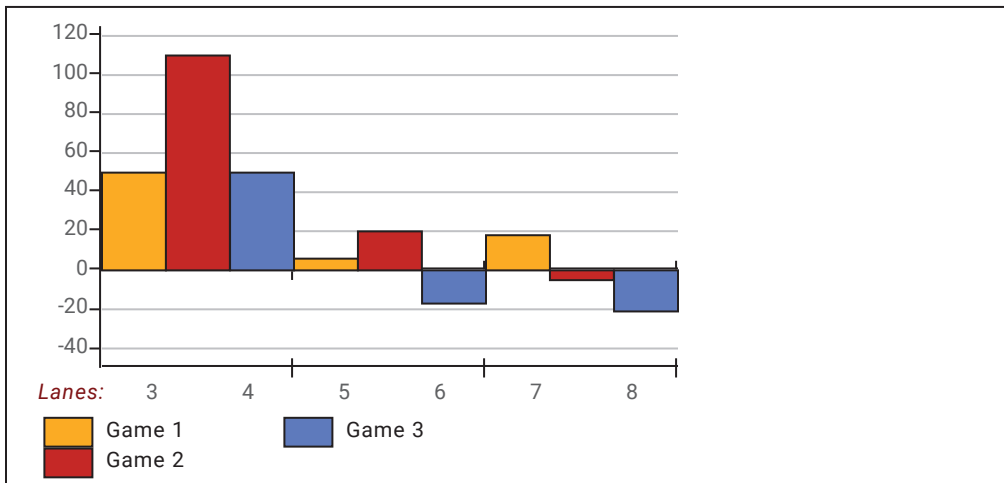
**Team Average vs Avg of Scores**



**Average of Scores for Each Game**

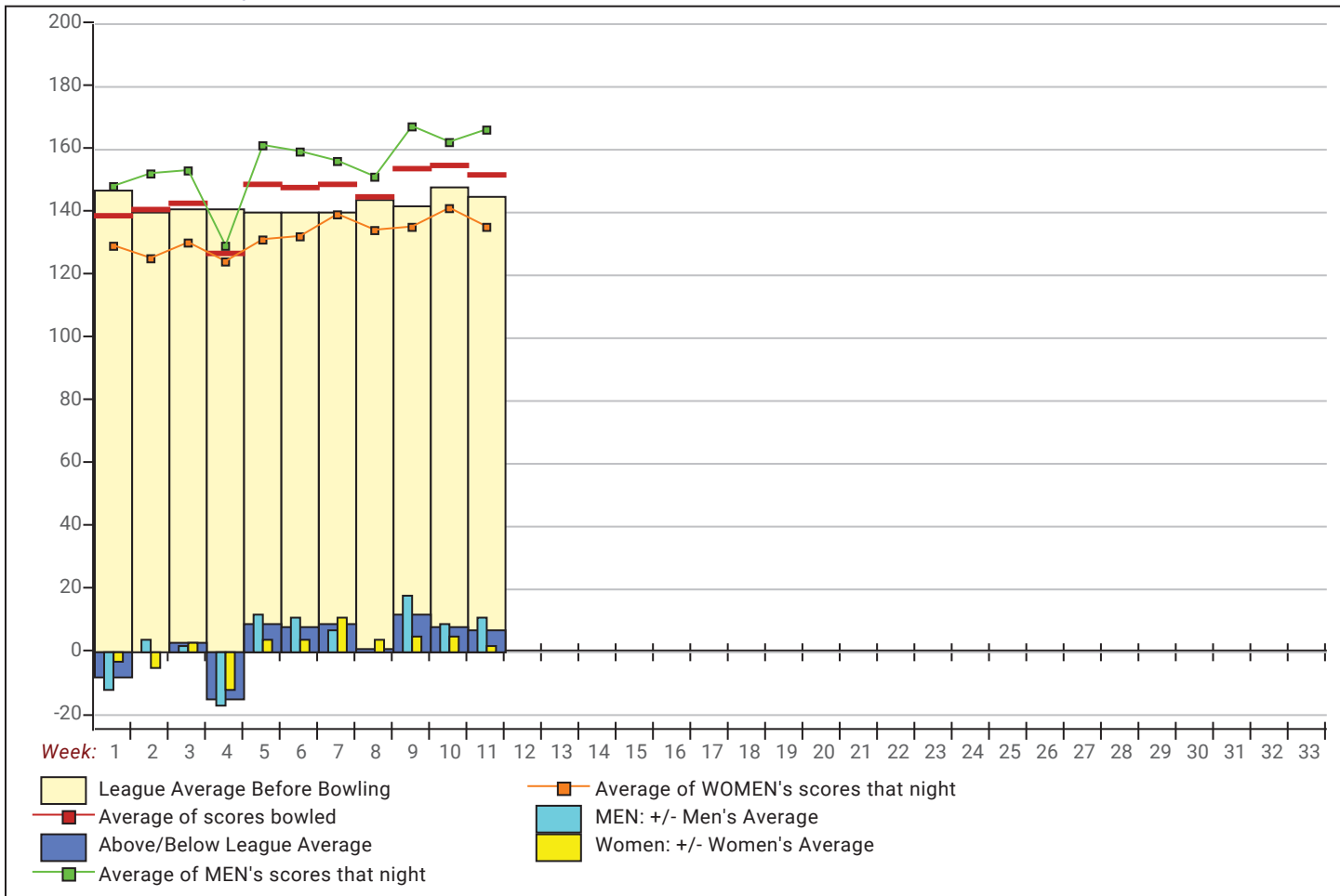


**Amount Over/Under Team Average**



This report is for scores bowled November 16 which is Week 11 of 31

**League Average Week-by-Week**



**League Average Statistics for Last Week**

	League	Right Hand	Left Hand	Men (Lft+Rt)	Women (Lft+Rt)
League Average Before Bowling	144.75	142.74	187.04	154.63	132.89
Average of scores bowled that night	151.70	150.37	179.67	165.72	134.87
New League Average After Bowling	145.77	143.84	186.30	155.80	133.74
Change in League Average	1.02	1.11	-.74	1.17	.84
People Who Bowled Over Average	14	14		8	6
People Who Bowled Under Average	8	7	1	4	4
Average Amount of Series Over Avg	52.64	52.64		62.75	39.17
Average Amount of Series Under Avg	-31.63	-33.00	-22.00	-22.25	-41.00
Difference Avg, NiteAvg	7.33	8.03	-7.33	11.47	2.37
Number of Bowlers	22	21	1	12	10
Number of Games Bowled	66	63	3	36	30
People Who Raised Their Average	14	14		8	6
Raised By an Average of This Amount	2.19	2.19		2.13	2.26
People Who Lowered Their Average	8	7	1	4	4
Lowered By an Average of This Amou	-1.02	-1.06	-.74	-.75	-1.29
Number of Games Bowled Over Avera	38	36	2	23	15
Number of Games Bowled Under Avera	28	27	1	13	15

Note: Averages are based only on people who bowled.

# Press Release -- 11/17/2025

11/16/2025 Week 11 of 31

## Town & Country 2025-26

Sunday 6:30 pm

Big Apple Fun Center

Lanes 3 - 8

### Team Standings

Place	Team Name	Avg p/gm	Points Won	Points Lost	Year-To-Date WON	Y-T-D LOST
1	Breeze Transport	577	26 ½	17 ½	26 ½	17 ½
2	DILLIGAF	635	24	20	24	20
3	We Attempt	535	22 ½	21 ½	22 ½	21 ½
4	Cruizers	603	22	22	22	22
5	Pin Busters	503	20	24	20	24
6	Kidds Korner	623	17	27	17	27

\*\*\* Although not shown, standings are determined by points only for the current split

### Last Week's Top Scores

	Scratch Game	Scratch Series	Handicap Game	Handicap Series
<b>Men</b>	288 Nick Kidd	679 Nick Kidd	324 Nick Kidd	787 Nick Kidd
	242 Steve Miller	616 Steve Miller	287 Steve Miller	751 Steve Miller
	219 James Crown	553 James Crown	278 James Crown	730 James Crown
	197 Robert Waline Jr	539 Robert Waline Jr	235 Bryan Hodges	674 Craig Schutt
	184 Bryan Hodges	532 Rich Hancock	231 Jeff Snodgrass	659 Jeff Snodgrass
	183 Richard Serr	507 Richard Serr	230 Craig Schutt	653 Bryan Hodges
	182 Rich Hancock	500 Bryan Hodges	229 Richard Serr	645 Richard Serr
	171 Craig Schutt	497 Craig Schutt	220 Robert Waline Jr	643 Rich Hancock
	158 Nick Stockton	456 Nick Stockton	219 Rich Hancock	627 Tyler Krotz
	157 John Krotz	452 John Krotz	212 Tyler Krotz	609 Nick Stockton
<b>Women</b>	181 Ashley Hancock	505 Ashley Hancock	264 Kim Hodges	718 Ashley Hancock
	179 Kim Hodges	458 Shantel Miles	252 Ashley Hancock	701 Shantel Miles
	168 Shantel Miles	445 Dani Krotz	249 Shantel Miles	676 Kim Hodges
	159 Dani Krotz	421 Kim Hodges	234 Kira Hancock	645 Marissa Crites
	157 Kira Hancock	407 Shelli Krotz	221 Shelli Krotz	638 Shelli Krotz
	144 Shelli Krotz	393 Kira Hancock	220 Marissa Crites	637 Jen Kidd
	127 Marissa Crites	376 Jen Kidd	214 Jen Kidd	624 Kira Hancock
	127 Jen Kidd	366 Marissa Crites	213 Dani Krotz	607 Dani Krotz
	124 Chris Stockton	353 Chris Stockton	202 Chris Stockton	587 Chris Stockton
	109 Shannon Mitchell	322 Shannon Mitchell	181 Shannon Mitchell	538 Shannon Mitchell

### Local and Bowling Center Awards

Name	USBC ID Number	Award Average	Award Games	G1	G2	G3	Series	Award Score	Award Received
James M. Crown	1513-966 USBC	151	30	175	219	159	553	219	200 Game (Local Assoc. Awards)
Ashley K. Hancock	4137-6870 USBC	143	93	181	147	177	505	505	500 Series (Local Assoc. Awards)
Kim L. Hodges	15-14581 USBC	125	21	179	124	118	421	179	175 Game (Local Assoc. Awards)
Nick Kidd	1489-496 USBC	174	21	184	288	207	679	679	140 Pins Over Average (Local Assoc. Awards)
	1489-496 USBC	174	21	184	288	207	679	679	600 Series (Local Assoc. Awards)
	1489-496 USBC	174	21	184	288	207	679	288	275 Game (Local Assoc. Awards)
	1489-496 USBC	174	21	184	288	207	679	288	75 Pins Over Average (Local Assoc. Awards)
Steve Miller	1489-306816 USB	165	27	175	199	242	616	616	600 Series (Local Assoc. Awards)
	1489-306816 USB	165	27	175	199	242	616	242	75 Pins Over Average (Local Assoc. Awards)
	1489-306816 USB	165	27	175	199	242	616	242	225 Game (Local Assoc. Awards)