

Town & Country 2025-26

Sunday 6:30 pm

Big Apple Fun Center

Lanes 3 - 8

President: John Krotz (308)440-9799

Vice President: Richard Serr (308)440-0152

Secretary/Treasurer: Trish Hancock (308)440-6787

Team Standings

Place	#	Team Name	Points Won	Points Lost	%Won	Pins + HDCP	Scratch Pins	Avg p/gm	High Game	High Sers	HDCP Game	HDCP Sers
1	6	Breeze Transport	22½	13½	62.5	22947	15636	579	688	1889	950	2771
2	4	DILLIGAF	22	14	61.1	23218	17035	630	780	2106	1031	2811
3	2	Cruizers	19	17	52.8	22905	16257	602	693	2022	947	2766
4	5	We Attempt	17½	18½	48.6	23011	14272	528	642	1799	976	2816
5	1	Pin Busters	14	22	38.9	22696	13429	497	562	1658	903	2699
6	3	Kidds Korner	13	23	36.1	22396	16558	613	760	2092	961	2695

Review of Last Week's Bowling.....

Lanes	Team Name	HDCP -1-	HDCP -2-	HDCP -3-	HDCP Total	Last Wk WON	Team Name	HDCP -1-	HDCP -2-	HDCP -3-	HDCP Total	Last Wk WON
3-4	Breeze Transport	858	866	790	2514	1	<---> Kidds Korner	811	902	915	2628	3
5-6	Cruizers	916	912	938	2766	2	<---> DILLIGAF	794	922	1031	2747	2
7-8	We Attempt	958	869	911	2738	3	<---> Pin Busters	899	903	897	2699	1

Lane Assignments

	3-4	5-6	7-8
Wk10 11/09	2- 5	3- 1	4- 6
Wk11 11/16	4- 3	6- 5	2- 1
Wk12 11/23	6- 1	3- 2	4- 5

Last Week's Top Scores

	Team Scratch Game	Team Scratch Series	Team Handicap Game	Team Handicap Series
	780 DILLIGAF	2022 Cruizers	1031 DILLIGAF	2766 Cruizers
	690 Cruizers	1994 DILLIGAF	958 We Attempt	2747 DILLIGAF
	687 Kidds Korner	1944 Kidds Korner	938 Cruizers	2738 We Attempt
	642 We Attempt	1790 We Attempt	915 Kidds Korner	2699 Pin Busters
	584 Breeze Transport	1668 Breeze Transport	903 Pin Busters	2628 Kidds Korner
	556 Pin Busters	1658 Pin Busters	866 Breeze Transport	2514 Breeze Transport
	Scratch Game	Scratch Series	Handicap Game	Handicap Series
Men	267 Steve Miller	646 Steve Miller	316 Steve Miller	793 Steve Miller
	258 Robert Waline Jr	638 Rich Hancock	297 Bryan Hodges	767 Rich Hancock
	238 Rich Hancock	613 Robert Waline Jr	285 Robert Waline Jr	753 Bryan Hodges
	238 Bryan Hodges	576 Bryan Hodges	281 Rich Hancock	724 Tyler Krotz
	199 Nick Kidd	541 Richard Serr	264 Tyler Krotz	694 Robert Waline Jr
	192 Richard Serr	514 John Krotz	243 Richard Serr	694 Richard Serr
	189 John Krotz	507 Nick Kidd	238 John Krotz	685 James Crown
	179 Justin Hodges	502 James Crown	235 Nick Kidd	674 Jeff Snodgrass
	169 James Crown	499 Justin Hodges	232 Jeff Snodgrass	661 John Krotz
	167 Craig Schutt	474 Craig Schutt	230 James Crown	657 Craig Schutt
Women	177 Dani Krotz	505 Dani Krotz	249 Jessica Walker	720 Jessica Walker
	166 Shelli Krotz	457 Shelli Krotz	248 Shelli Krotz	703 Shelli Krotz
	162 Kira Hancock	428 Ashley Hancock	236 Kira Hancock	676 Dani Krotz
	149 Shantel Miles	417 Jessica Walker	234 Dani Krotz	652 Shantel Miles
	148 Jessica Walker	413 Kira Hancock	233 Marissa Crites	644 Ashley Hancock
	145 Ashley Hancock	403 Shantel Miles	232 Shantel Miles	635 Kira Hancock
	143 Shannon Mitchell	375 Shannon Mitchell	218 Chris Stockton	614 Kim Hodges
	141 Marissa Crites	371 Chris Stockton	217 Ashley Hancock	608 Marissa Crites
	139 Chris Stockton	362 Kim Hodges	214 Shannon Mitchell	608 Chris Stockton
	127 Kim Hodges	332 Marissa Crites	211 Kim Hodges	588 Shannon Mitchell

Season High Scores

Team Scratch Game		Team Scratch Series		Team Handicap Game		Team Handicap Series	
780	DILLIGAF	2106	DILLIGAF	1031	DILLIGAF	2816	We Attempt
760	Kidds Korner	2092	Kidds Korner	976	We Attempt	2811	DILLIGAF
693	Cruizers	2022	Cruizers	961	Kidds Korner	2771	Breeze Transport
688	Breeze Transport	1889	Breeze Transport	950	Breeze Transport	2766	Cruizers
642	We Attempt	1799	We Attempt	947	Cruizers	2699	Pin Busters
562	Pin Busters	1658	Pin Busters	903	Pin Busters	2695	Kidds Korner

	Scratch Game	Scratch Series	Handicap Game	Handicap Series
Men	267 Steve Miller	675 Anthony Eigenberg	316 Steve Miller	793 Steve Miller
	258 Robert Waline Jr	646 Steve Miller	297 Bryan Hodges	767 Rich Hancock
	244 Nick Kidd	638 Rich Hancock	294 James Crown	754 Robert Waline Jr
	238 Rich Hancock	628 Robert Waline Jr	285 Robert Waline Jr	753 Bryan Hodges
	238 Bryan Hodges	588 Nick Kidd	281 Rich Hancock	735 James Crown
	236 Anthony Eigenberg	587 DJ Miles	276 John Krotz	725 Nick Stockton
	232 James Crown	576 Bryan Hodges	274 Nick Stockton	724 Tyler Krotz
	226 Nick Stockton	558 Justin Hodges	268 Justin Hodges	720 Justin Hodges
	222 John Krotz	554 Nick Stockton	264 Tyler Krotz	715 Craig Schutt
	215 DJ Miles	541 Richard Serr	261 Nick Kidd	708 DJ Miles
Women	209 Shelli Krotz	538 Dani Krotz	295 Shelli Krotz	768 Ashley Hancock
	207 Dani Krotz	507 Ashley Hancock	270 Dani Krotz	727 Shelli Krotz
	181 Kim Hodges	491 Rebecca McPherson	265 Kim Hodges	727 Dani Krotz
	178 Ashley Hancock	471 Kim Hodges	265 Ashley Hancock	720 Jessica Walker
	177 Shannon Mitchell	469 Shelli Krotz	257 Jessica Walker	715 Shannon Mitchell
	171 Kira Hancock	469 Shannon Mitchell	256 Jen Kidd	704 Kira Hancock
	169 Rebecca McPherson	467 Kira Hancock	253 Shannon Mitchell	686 Jen Kidd
	166 Chris Stockton	429 Chris Stockton	245 Kira Hancock	679 Kim Hodges
	164 Jen Kidd	418 Karen Lopez	241 Chris Stockton	677 Marissa Crites
	153 Jessica Walker	417 Jessica Walker	235 Karen Lopez	668 Chris Stockton

Team Rosters

1 - Pin Busters

Name	Avg	HDCP	Pins	Gms	High Game	High Sers	HDCP Game	HDCP Sers	0's	100's	200's	0's	400's	500's
Jessica F. Walker	112	98	3036	27	153	417	257	720	5	22	--	8	1	--
Jeff D. Snodgrass	125	85	3254	26	155	413	246	674	2	24	--	6	2	--
Matt Young	113	97	1707	15	178	402	254	648	5	10	--	4	1	--
Craig A. Schutt	150	60	4053	27	188	514	252	715	--	27	--	2	6	1
Alyssa G. Schutt	110	100	992	9	128	345	226	645	2	7	--	3	--	--

2 - Cruizers

Name	Avg	HDCP	Pins	Gms	High Game	High Sers	HDCP Game	HDCP Sers	0's	100's	200's	0's	400's	500's
Shelli Krotz	131	79	3158	24	209	469	295	727	2	21	1	5	3	--
Rich Hancock	172	38	4669	27	238	638	281	767	--	24	3	--	2	7
John L. Krotz	162	48	4395	27	222	516	276	682	--	26	1	--	4	5
Kira L. Hancock	136	74	3681	27	171	467	245	704	--	27	--	3	6	--
Trish R. Hancock	bk135	75	0	0	0	0			--	--	--	--	--	--

3 - Kidds Korner

Name	Avg	HDCP	Pins	Gms	High Game	High Sers	HDCP Game	HDCP Sers	0's	100's	200's	0's	400's	500's
Jen Kidd	123	87	1477	12	164	410	256	686	2	10	--	3	1	--
Kim L. Hodges	125	85	2641	21	181	471	265	679	2	19	--	4	3	--
Justin M. Hodges	162	48	3408	21	214	558	268	720	--	19	2	--	5	2
Bryan L. Hodges	155	55	4211	27	238	576	297	753	--	26	1	--	8	1
Nick Kidd	174	36	3655	21	244	588	261	642	--	18	3	--	1	6

Town & Country 2025-26

4 - DILLIGAF

Name	Avg	HDCP	Pins	Gms	High Game	High Sers	HDCP Game	HDCP Sers	0's	100's	200's	0's	400's	500's
Marissa A. Crites	117	93	2458	21	141	392	233	677	3	18	--	7	--	--
Shantel A. Miles	129	81	1167	9	149	403	232	652	--	9	--	2	1	--
Steve Miller	168	42	4042	24	267	646	316	793	--	20	4	--	4	4
Robert L. Waline Jr	185	25	4460	24	258	628	285	754	--	18	6	--	1	7
DJ Miles	174	36	3654	21	215	587	260	708	--	17	4	--	2	5

5 - We Attempt

Name	Avg	HDCP	Pins	Gms	High Game	High Sers	HDCP Game	HDCP Sers	0's	100's	200's	0's	400's	500's
Ashley K. Hancock	139	71	1676	12	178	507	265	768	1	11	--	2	1	1
Dani Krotz	155	55	4200	27	207	538	270	727	--	25	2	1	6	2
Tyler J. Krotz	77	133	2092	27	128	316	264	724	25	2	--	9	--	--
Richard M. Serr	161	49	4368	27	196	541	250	694	--	27	--	--	5	4
Karen L. Lopez	130	80	1562	12	152	418	235	667	--	12	--	3	1	--

6 - Breeze Transport

Name	Avg	HDCP	Pins	Gms	High Game	High Sers	HDCP Game	HDCP Sers	0's	100's	200's	0's	400's	500's
Chris M. Stockton	130	80	3528	27	166	429	241	668	--	27	--	5	4	--
Shannon L. Mitchell	137	73	3714	27	177	469	253	715	1	26	--	4	5	--
James M. Crown	151	59	4090	27	232	522	294	735	--	26	1	1	6	2
Nick J. Stockton	162	48	3409	21	226	554	274	725	--	19	2	1	3	3
John A. Cornett	149	61	895	6	175	475	246	688	--	6	--	--	2	--

Temporary Substitutes

 Men

Name	Avg	HDCP	Pins	Gms	High Game	High Sers	HDCP Game	HDCP Sers	0's	100's	200's	0's	400's	500's
Anthony C. Eigenberg	225	0	675	3	236	675	236	675	--	--	3	--	--	1
Brendon Head	bk113	97	278	3	105	278	202	569	2	1	--	1	--	--

 Women

Name	Avg	HDCP	Pins	Gms	High Game	High Sers	HDCP Game	HDCP Sers	0's	100's	200's	0's	400's	500's
Janet E. Anderson	124	86	374	3	142	374	228	632	--	3	--	1	--	--
Rebecca L. McPherson	163	47	491	3	169	491	216	632	--	3	--	--	1	--

Individual High Averages

Men	Avg	Name	Women	Avg	Name
185.83	Robert Waline Jr	155.56	Dani Krotz		
174.05	Nick Kidd	137.56	Shannon Mitchell		
174.00	DJ Miles	136.33	Kira Hancock		
172.93	Rich Hancock	131.58	Shelli Krotz		
168.42	Steve Miller	130.67	Chris Stockton		

Most Improved Average

Men	Start	End	Change	Name	Women	Start	End	Change	Name
161	to	168.42	= +7.42	Steve Miller	108	to	112.44	= +4.44	Jessica Walker
150	to	155.96	= +5.96	Bryan Hodges	128	to	131.58	= +3.58	Shelli Krotz
168	to	172.93	= +4.93	Rich Hancock	152	to	155.56	= +3.56	Dani Krotz
73	to	77.48	= +4.48	Tyler Krotz	125	to	125.76	= +0.76	Kim Hodges
148	to	151.48	= +3.48	James Crown	130	to	130.67	= +0.67	Chris Stockton

Most Un-Improved Averages

Men	Start	End	Change	Name	Women	Start	End	Change	Name
174	to	174.00	= 0.00	DJ Miles	139	to	136.33	= -2.67	Kira Hancock
174	to	174.05	= +0.05	Nick Kidd	138	to	137.56	= -0.44	Shannon Mitchell
150	to	150.11	= +0.11	Craig Schutt	117	to	117.05	= +0.05	Marissa Crites
162	to	162.29	= +0.29	Justin Hodges	130	to	130.67	= +0.67	Chris Stockton
162	to	162.33	= +0.33	Nick Stockton	125	to	125.76	= +0.76	Kim Hodges

Town & Country 2025-26

Big Apple Fun Center Reprint of Scores -- Week 9

Lane 3 6 - Breeze Transport Week 9 11/2/2025

Name	Old		HDCP				
	Avg	HDCP	-1-	-2-	-3-	Total	Total
Chris M. Stockton	bk131	79	129	139	103	371	608
Shannon L. Mitchell	bk139	71	142	143	90	375	588
James M. Crown	bk149	61	168	169	165	502	685
John A. Cornett	bk139	71	137	133	150	420	633
			====	====	====	====	====
Scratch Total			576	584	508	1668	1668
Handicap			282	282	282		846
Total			858	866	790	1668	2514
Team Points Won			1.0	0.0	0.0	1.0	1.0

Lane 4 3 - Kidds Korner Week 9 11/2/2025

Name	Old		HDCP				
	Avg	HDCP	-1-	-2-	-3-	Total	Total
Kim L. Hodges	bk126	84	127	110	125	362	614
Justin M. Hodges	bk161	49	179	172	148	499	646
Bryan L. Hodges	bk151	59	145	193	238	576	753
Nick Kidd	bk174	36	132	199	176	507	615
			====	====	====	====	====
Scratch Total			583	674	687	1944	1944
Handicap			228	228	228		684
Total			811	902	915	1944	2628
Team Points Won			0.0	1.0	1.0	3.0	3.0

Lane 5 2 - Cruizers Week 9 11/2/2025

Name	Old		HDCP				
	Avg	HDCP	-1-	-2-	-3-	Total	Total
Shelli Krotz	bk128	82	145	166	146	457	703
Rich Hancock	bk167	43	202	198	238	638	767
John L. Krotz	bk161	49	189	181	144	514	661
Kira L. Hancock	bk136	74	132	119	162	413	635
			====	====	====	====	====
Scratch Total			668	664	690	2022	2022
Handicap			248	248	248		744
Total			916	912	938	2022	2766
Team Points Won			1.0	0.0	0.0	2.0	2.0

Lane 6 4 - DILLIGAF Week 9 11/2/2025

Name	Old		HDCP				
	Avg	HDCP	-1-	-2-	-3-	Total	Total
Marissa A. Crites	118	92	85	141	106	332	608
Shantel A. Miles	127	83	117	137	149	403	652
Steve Miller	161	49	156	223	267	646	793
Robert L. Waline Jr	183	27	185	170	258	613	694
			====	====	====	====	====
Scratch Total			543	671	780	1994	1994
Handicap			251	251	251		753
Total			794	922	1031	1994	2747
Team Points Won			0.0	1.0	1.0	2.0	2.0

Lane 7 5 - We Attempt Week 9 11/2/2025

Name	Old		HDCP				
	Avg	HDCP	-1-	-2-	-3-	Total	Total
Ashley K. Hancock	bk138	72	145	140	143	428	644
Dani Krotz	bk153	57	177	156	172	505	676
Tyler J. Krotz	bk74	136	128	91	97	316	724
Richard M. Serr	bk159	51	192	166	183	541	694
			====	====	====	====	====
Scratch Total			642	553	595	1790	1790
Handicap			316	316	316		948
Total			958	869	911	1790	2738
Team Points Won			1.0	0.0	1.0	3.0	3.0

Lane 8 1 - Pin Busters Week 9 11/2/2025

Name	Old		HDCP				
	Avg	HDCP	-1-	-2-	-3-	Total	Total
Jessica F. Walker	bk109	101	132	137	148	417	720
Jeff D. Snodgrass	bk123	87	127	141	145	413	674
Matt Young	112	98	126	129	99	354	648
Craig A. Schutt	bk149	61	167	149	158	474	657
			====	====	====	====	====
Scratch Total			552	556	550	1658	1658
Handicap			347	347	347		1041
Total			899	903	897	1658	2699
Team Points Won			0.0	1.0	0.0	1.0	1.0

Town & Country 2025-26

Big Apple Fun Center

* Bowlers listed must have a minimum of 1 games.

Change in Average

Name	-----Old-----		Old					---Average Change---			Weekly Over Avg
	Pins	Games	Avg	-1-	-2-	-3-	Total	New	Old	---> +/-	Series Avg +/-
Janet E. Anderson	374	3	124				0	124.67	- 124.67	= 0.00	
John A. Cornett	475	3	bk139	137	133	150	420	149.17	- 158.33	= -9.17	420 - 417=3
Marissa A. Crites	2126	18	118	85	141	106	332	117.05	- 118.11	= -1.06	332 - 354=-22
James M. Crown	3588	24	bk149	168	169	165	502	151.48	- 149.50	= 1.98	502 - 447=55
Anthony C. Eigenberg	675	3	225				0	225.00	- 225.00	= 0.00	
Ashley K. Hancock	1248	9	bk138	145	140	143	428	139.67	- 138.67	= 1.00	428 - 414=14
Kira L. Hancock	3268	24	bk136	132	119	162	413	136.33	- 136.17	= 0.17	413 - 408=5
Rich Hancock	4031	24	bk167	202	198	238	638	172.93	- 167.96	= 4.97	638 - 501=137
Brendon Head	278	3	bk113				0	92.67	- 92.67	= 0.00	
Bryan L. Hodges	3635	24	bk151	145	193	238	576	155.96	- 151.46	= 4.50	576 - 453=123
Justin M. Hodges	2909	18	bk161	179	172	148	499	162.29	- 161.61	= 0.67	499 - 483=16
Kim L. Hodges	2279	18	bk126	127	110	125	362	125.76	- 126.61	= -0.85	362 - 378=-16
Jen Kidd	1477	12	123				0	123.08	- 123.08	= 0.00	
Nick Kidd	3148	18	bk174	132	199	176	507	174.05	- 174.89	= -0.84	507 - 522=-15
Dani Krotz	3695	24	bk153	177	156	172	505	155.56	- 153.96	= 1.60	505 - 459=46
John L. Krotz	3881	24	bk161	189	181	144	514	162.78	- 161.71	= 1.07	514 - 483=31
Shelli Krotz	2701	21	bk128	145	166	146	457	131.58	- 128.62	= 2.96	457 - 384=73
Tyler J. Krotz	1776	24	bk74	128	91	97	316	77.48	- 74.00	= 3.48	316 - 222=94
Karen L. Lopez	1562	12	130				0	130.17	- 130.17	= 0.00	
Rebecca L. McPherson	491	3	163				0	163.67	- 163.67	= 0.00	
DJ Miles	3654	21	174				0	174.00	- 174.00	= 0.00	
Shantel A. Miles	764	6	127	117	137	149	403	129.67	- 127.33	= 2.33	403 - 381=22
Steve Miller	3396	21	161	156	223	267	646	168.42	- 161.71	= 6.70	646 - 483=163
Shannon L. Mitchell	3339	24	bk139	142	143	90	375	137.56	- 139.13	= -1.57	375 - 417=-42
Alyssa G. Schutt	992	9	110				0	110.22	- 110.22	= 0.00	
Craig A. Schutt	3579	24	bk149	167	149	158	474	150.11	- 149.13	= 0.99	474 - 447=27
Richard M. Serr	3827	24	bk159	192	166	183	541	161.78	- 159.46	= 2.32	541 - 477=64
Jeff D. Snodgrass	2841	23	bk123	127	141	145	413	125.15	- 123.52	= 1.63	413 - 369=44
Chris M. Stockton	3157	24	bk131	129	139	103	371	130.67	- 131.54	= -0.87	371 - 393=-22
Nick J. Stockton	3409	21	bk162				0	162.33	- 162.33	= 0.00	
Robert L. Waline Jr	3847	21	183	185	170	258	613	185.83	- 183.19	= 2.64	613 - 549=64
Jessica F. Walker	2619	24	bk109	132	137	148	417	112.44	- 109.13	= 3.32	417 - 327=90
Matt Young	1353	12	112	126	129	99	354	113.80	- 112.75	= 1.05	354 - 336=18

Town & Country 2025-26

Big Apple Fun Center

* Bowlers listed must have a minimum of 1 games.

High Average Listing

	Name	True Average	Pins	Gms	To Raise Avg +1	To Drop Avg -1
1	Anthony C. Eigenberg	225.00	675	3	681	674
2	Robert L. Waline Jr	185.83	4460	24	562	534
3	Nick Kidd	174.05	3655	21	545	520
4	DJ Miles	174.00	3654	21	546	521
5	Rich Hancock	172.93	4669	27	521	490
6	Steve Miller	168.42	4042	24	521	493
7	Rebecca L. McPherson	163.67	491	3	493	486
8	John L. Krotz	162.78	4395	27	495	464
9	Nick J. Stockton	162.33	3409	21	503	478
10	Justin M. Hodges	162.29	3408	21	504	479
11	Richard M. Serr	161.78	4368	27	492	461
12	Bryan L. Hodges	155.96	4211	27	469	438
13	Dani Krotz	155.56	4200	27	480	449
14	James M. Crown	151.48	4090	27	470	439
15	Craig A. Schutt	150.11	4053	27	477	446
16	John A. Cornett	149.17	895	6	455	445
17	Ashley K. Hancock	139.67	1676	12	424	408
18	Shannon L. Mitchell	137.56	3714	27	426	395
19	Kira L. Hancock	136.33	3681	27	429	398
20	Shellie Krotz	131.58	3158	24	406	378
21	Chris M. Stockton	130.67	3528	27	402	371
22	Karen L. Lopez	130.17	1562	12	403	387
23	Shantel A. Miles	129.67	1167	9	393	380
24	Kim L. Hodges	125.76	2641	21	383	358
25	Jeff D. Snodgrass	125.15	3254	26	400	370
26	Janet E. Anderson	124.67	374	3	376	369
27	Jen Kidd	123.08	1477	12	383	367
28	Marissa A. Crites	117.05	2458	21	374	349
29	Matt Young	113.80	1707	15	345	326
30	Jessica F. Walker	112.44	3036	27	354	323
31	Alyssa G. Schutt	110.22	992	9	340	327
32	Brendon Head	92.67	278	3	280	273
33	Tyler J. Krotz	77.48	2092	27	248	217

Town & Country 2025-26

Big Apple Fun Center

* Bowlers listed must have a minimum of 22 games.

Note: This report includes information through November 2 which is Week 9 of 31

Most Improved Averages

Name	True Average	Gms	Most Improved Avg	+/-	Name	True Average	Gms	Most Improved Avg	+/-
Steve Miller	168.42	24	161	+7.42	Robert L. Waline Jr	185.83	24	183	+2.83
Bryan L. Hodges	155.96	27	150	+5.96	Jeff D. Snodgrass	125.15	26	123	+2.15
Rich Hancock	172.93	27	168	+4.93	John L. Krotz	162.78	27	161	+1.78
Tyler J. Krotz	77.48	27	73	+4.48	Richard M. Serr	161.78	27	161	+0.78
Jessica F. Walker	112.44	27	108	+4.44	Chris M. Stockton	130.67	27	130	+0.67
Shelli Krotz	131.58	24	128	+3.58	Craig A. Schutt	150.11	27	150	+0.11
Dani Krotz	155.56	27	152	+3.56	Shannon L. Mitchell	137.56	27	138	-0.44
James M. Crown	151.48	27	148	+3.48	Kira L. Hancock	136.33	27	139	-2.67

Town & Country 2025-26

Big Apple Fun Center

* Bowlers listed must have a minimum of 1 games.

Most Pins Over Average

Name	-----Old-----		Old				Total	---Average Change---			Weekly Over Avg
	Pins	Games	Avg	-1-	-2-	-3-		New - Old	---> +/-	Series Avg +/-	
Steve Miller	3396	21	161	156	223	267	646	168.42	- 161.71	= 6.70	646 - 483=163
Rich Hancock	4031	24	bk167	202	198	238	638	172.93	- 167.96	= 4.97	638 - 501=137
Bryan L. Hodges	3635	24	bk151	145	193	238	576	155.96	- 151.46	= 4.50	576 - 453=123
Tyler J. Krotz	1776	24	bk74	128	91	97	316	77.48	- 74.00	= 3.48	316 - 222=94
Jessica F. Walker	2619	24	bk109	132	137	148	417	112.44	- 109.13	= 3.32	417 - 327=90
Shelli Krotz	2701	21	bk128	145	166	146	457	131.58	- 128.62	= 2.96	457 - 384=73
Robert L. Waline Jr	3847	21	183	185	170	258	613	185.83	- 183.19	= 2.64	613 - 549=64
Richard M. Serr	3827	24	bk159	192	166	183	541	161.78	- 159.46	= 2.32	541 - 477=64
James M. Crown	3588	24	bk149	168	169	165	502	151.48	- 149.50	= 1.98	502 - 447=55
Dani Krotz	3695	24	bk153	177	156	172	505	155.56	- 153.96	= 1.60	505 - 459=46
Jeff D. Snodgrass	2841	23	bk123	127	141	145	413	125.15	- 123.52	= 1.63	413 - 369=44
John L. Krotz	3881	24	bk161	189	181	144	514	162.78	- 161.71	= 1.07	514 - 483=31
Craig A. Schutt	3579	24	bk149	167	149	158	474	150.11	- 149.13	= 0.99	474 - 447=27
Shantel A. Miles	764	6	127	117	137	149	403	129.67	- 127.33	= 2.33	403 - 381=22
Matt Young	1353	12	112	126	129	99	354	113.80	- 112.75	= 1.05	354 - 336=18
Justin M. Hodges	2909	18	bk161	179	172	148	499	162.29	- 161.61	= 0.67	499 - 483=16
Ashley K. Hancock	1248	9	bk138	145	140	143	428	139.67	- 138.67	= 1.00	428 - 414=14
Kira L. Hancock	3268	24	bk136	132	119	162	413	136.33	- 136.17	= 0.17	413 - 408=5
John A. Cornett	475	3	bk139	137	133	150	420	149.17	- 158.33	= -9.17	420 - 417=3
Nick Kidd	3148	18	bk174	132	199	176	507	174.05	- 174.89	= -0.84	507 - 522=-15
Kim L. Hodges	2279	18	bk126	127	110	125	362	125.76	- 126.61	= -0.85	362 - 378=-16
Marissa A. Crites	2126	18	118	85	141	106	332	117.05	- 118.11	= -1.06	332 - 354=-22
Chris M. Stockton	3157	24	bk131	129	139	103	371	130.67	- 131.54	= -0.87	371 - 393=-22
Shannon L. Mitchell	3339	24	bk139	142	143	90	375	137.56	- 139.13	= -1.57	375 - 417=-42

Town & Country 2025-26

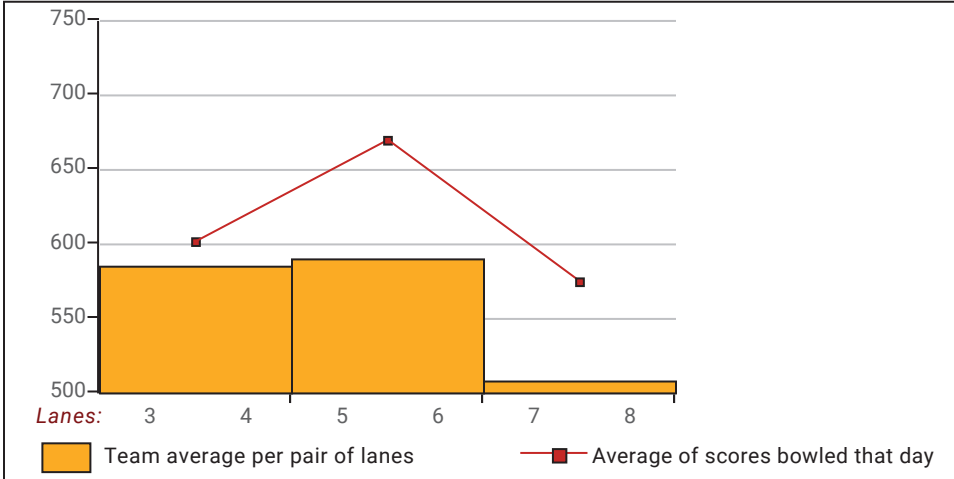
Big Apple Fun Center

This report is for scores bowled November 2 which is Week 9 of 31

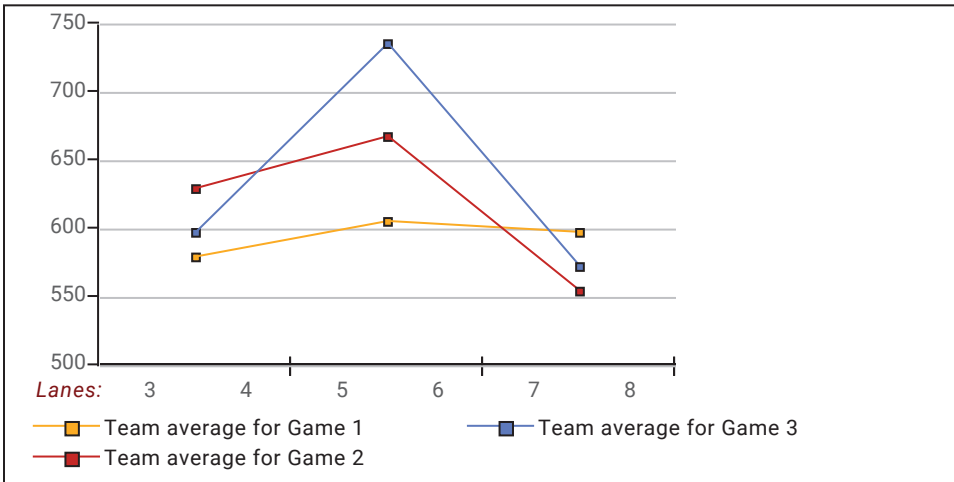
This Week's Statistics

	Over All	Men	Women
How many people bowled	24	14	10
Number of games bowled	72	42	30
Actual average of week's scores	153.83	166.98	135.43
How many games above average	51	31	20
How many games below average	20	10	10
Pins above/below average per game	12.71	18.26	4.93
How many people raised average	18	12	6
by this amount	2.41	2.67	1.90
How many people went down	6	2	4
by this amount	-2.39	-5.00	-1.09
League average before bowling	141.60	149.23	130.93
League average after bowling	142.81	150.80	131.63
Change in league average	1.21	1.57	0.70
800s	--	--	--
775s	--	--	--
750s	--	--	--
725s	--	--	--
700s	--	--	--
675s	--	--	--
650s	--	--	--
625s	2	2	--
600s	1	1	--
575s	1	1	--
550s	--	--	--
525s	1	1	--
500s	4	3	1
475s	1	1	--
450s	2	1	1
425s	1	--	1
400s	5	2	3
below 400	6	2	4
300s	--	--	--
275s	--	--	--
250s	2	2	--
225s	2	2	--
200s	2	2	--
175s	11	10	1
150s	14	10	4
125s	31	13	18
100s	5	--	5
below 100	5	3	2

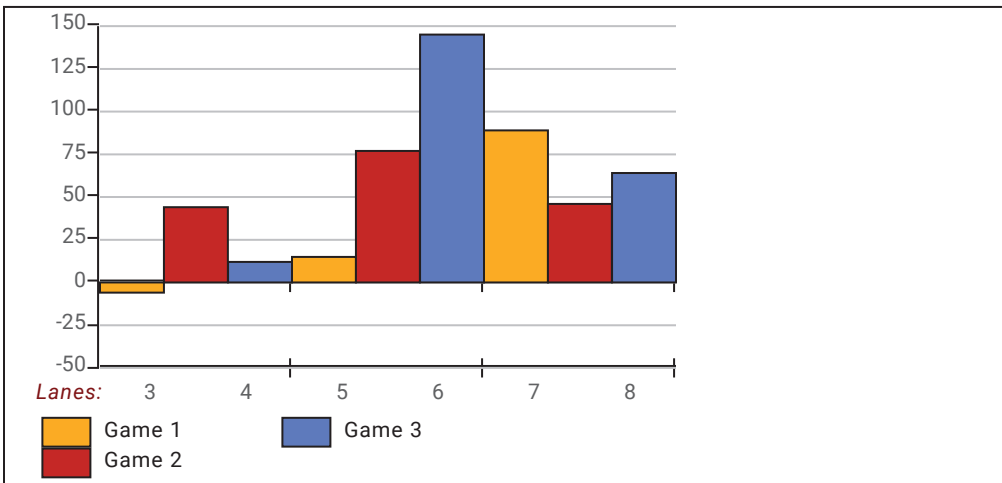
Team Average vs Avg of Scores



Average of Scores for Each Game

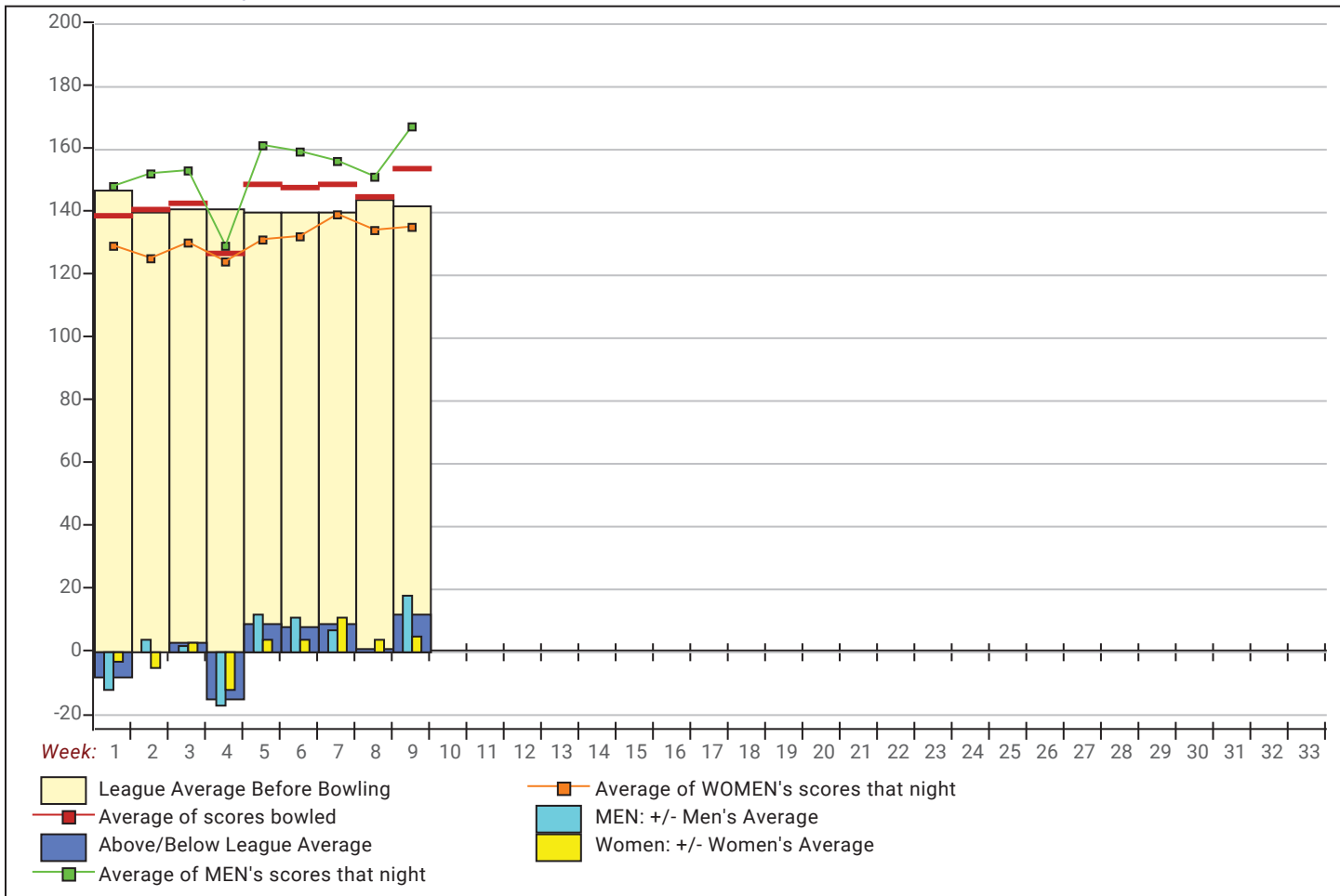


Amount Over/Under Team Average



This report is for scores bowled November 2 which is Week 9 of 31

League Average Week-by-Week



League Average Statistics for Last Week

	League	Right Hand	Left Hand	Men (Lft+Rt)	Women (Lft+Rt)
League Average Before Bowling	141.60	139.80	183.19	149.23	130.93
Average of scores bowled that night	153.83	151.64	204.33	166.98	135.43
New League Average After Bowling	142.81	140.94	185.83	150.80	131.63
Change in League Average	1.21	1.15	2.64	1.57	.70
People Who Bowled Over Average	18	17	1	12	6
People Who Bowled Under Average	6	6		2	4
Average Amount of Series Over Avg	60.33	60.12	64.00	69.67	41.67
Average Amount of Series Under Avg	-28.50	-28.50		-34.50	-25.50
Difference Avg, NiteAvg	12.71	12.33	21.33	18.26	4.93
Number of Bowlers	24	23	1	14	10
Number of Games Bowled	72	69	3	42	30
People Who Raised Their Average	18	17	1	12	6
Raised By an Average of This Amount	2.41	2.40	2.64	2.67	1.90
People Who Lowered Their Average	6	6		2	4
Lowered By an Average of This Amou	-2.39	-2.39		-5.00	-1.09
Number of Games Bowled Over Avera	51	49	2	31	20
Number of Games Bowled Under Avera	20	19	1	10	10

Note: Averages are based only on people who bowled.

Press Release -- 11/3/2025

11/2/2025 Week 9 of 31

Town & Country 2025-26

Sunday 6:30 pm

Big Apple Fun Center

Lanes 3 - 8

Team Standings

Place	Team Name	Avg p/gm	Points Won	Points Lost	Year-To-Date WON	Y-T-D LOST
1	Breeze Transport	579	22½	13½	22½	13½
2	DILLIGAF	630	22	14	22	14
3	Cruizers	602	19	17	19	17
4	We Attempt	528	17½	18½	17½	18½
5	Pin Busters	497	14	22	14	22
6	Kidds Korner	613	13	23	13	23

*** Although not shown, standings are determined by points only for the current split

Last Week's Top Scores

	Scratch Game	Scratch Series	Handicap Game	Handicap Series
Men	267 Steve Miller	646 Steve Miller	316 Steve Miller	793 Steve Miller
	258 Robert Waline Jr	638 Rich Hancock	297 Bryan Hodges	767 Rich Hancock
	238 Rich Hancock	613 Robert Waline Jr	285 Robert Waline Jr	753 Bryan Hodges
	238 Bryan Hodges	576 Bryan Hodges	281 Rich Hancock	724 Tyler Krotz
	199 Nick Kidd	541 Richard Serr	264 Tyler Krotz	694 Robert Waline Jr
	192 Richard Serr	514 John Krotz	243 Richard Serr	694 Richard Serr
	189 John Krotz	507 Nick Kidd	238 John Krotz	685 James Crown
	179 Justin Hodges	502 James Crown	235 Nick Kidd	674 Jeff Snodgrass
	169 James Crown	499 Justin Hodges	232 Jeff Snodgrass	661 John Krotz
	167 Craig Schutt	474 Craig Schutt	230 James Crown	657 Craig Schutt
Women	177 Dani Krotz	505 Dani Krotz	249 Jessica Walker	720 Jessica Walker
	166 Shelli Krotz	457 Shelli Krotz	248 Shelli Krotz	703 Shelli Krotz
	162 Kira Hancock	428 Ashley Hancock	236 Kira Hancock	676 Dani Krotz
	149 Shantel Miles	417 Jessica Walker	234 Dani Krotz	652 Shantel Miles
	148 Jessica Walker	413 Kira Hancock	233 Marissa Crites	644 Ashley Hancock
	145 Ashley Hancock	403 Shantel Miles	232 Shantel Miles	635 Kira Hancock
	143 Shannon Mitchell	375 Shannon Mitchell	218 Chris Stockton	614 Kim Hodges
	141 Marissa Crites	371 Chris Stockton	217 Ashley Hancock	608 Marissa Crites
	139 Chris Stockton	362 Kim Hodges	214 Shannon Mitchell	608 Chris Stockton
	127 Kim Hodges	332 Marissa Crites	211 Kim Hodges	588 Shannon Mitchell

Local and Bowling Center Awards

Name	USBC ID Number	Award Average	Award Games	G1	G2	G3	Series	Award Score	Award Received
Rich Hancock	1494-2387 USBC	167	24	202	198	238	638	638	600 Series (Local Assoc. Awards)
	1494-2387 USBC	167	24	202	198	238	638	238	225 Game (Local Assoc. Awards)
Bryan L. Hodges	1494-2652 USBC	151	24	145	193	238	576	238	225 Game (Local Assoc. Awards)
	1494-2652 USBC	151	24	145	193	238	576	238	75 Pins Over Average (Local Assoc. Awards)
Tyler J. Krotz	1494-2911 USBC	74	24	128	91	97	316	316	300 Series (Local Assoc. Awards)
	1494-2911 USBC	74	24	128	91	97	316	128	125 Game (Local Assoc. Awards)
Steve Miller	1489-306816 USB	161	21	156	223	267	646	646	140 Pins Over Average (Local Assoc. Awards)
	1489-306816 USB	161	21	156	223	267	646	646	600 Series (Local Assoc. Awards)
	1489-306816 USB	161	21	156	223	267	646	223	200 Game (Local Assoc. Awards)
	1489-306816 USB	161	21	156	223	267	646	267	75 Pins Over Average (Local Assoc. Awards)
	1489-306816 USB	161	21	156	223	267	646	267	250 Game (Local Assoc. Awards)
Robert L. Waline Jr	1486-1956 USBC	183	21	185	170	258	613	258	75 Pins Over Average (Local Assoc. Awards)
	1486-1956 USBC	183	21	185	170	258	613	258	250 Game (Local Assoc. Awards)
Jessica F. Walker	9726-4258 USBC	109	24	132	137	148	417	417	400 Series (Local Assoc. Awards)