

Town & Country 2024-25

Sunday 6:30 pm

Big Apple Fun Center

Lanes 3 - 8

President: John Krotz (308)440-9799

Vice President: Richard Serr (308)440-0152

Secretary/Treasurer: Trish Hancock (308)440-6787

Team Standings

Place	#	Team Name	Points Won	Points Lost	%Won	Pins + HDCP	Scratch Pins	Avg p/gm	High Game	High Sers	HDCP Game	HDCP Sers
1	1	Kidds Korner	20	8	71.4	17839	13207	628	727	2044	923	2679
2	5	Pin Busters	18	10	64.3	17963	10586	504	581	1595	926	2641
3	2	Breeze Transport	16	12	57.1	17674	12154	578	666	1889	928	2675
4	3	We Attempt	15	13	53.6	17490	11025	525	632	1666	939	2587
5	6	Cruizers	14	14	50.0	17586	12399	590	682	1958	915	2657
6	4	Bye Team	1	27		0	0		0	0	0	0

Review of Last Week's Bowling.....

Lanes	Team Name	HDCP -1-	HDCP -2-	HDCP -3-	HDCP Total	Last Wk WON	Team Name	HDCP -1-	HDCP -2-	HDCP -3-	HDCP Total	Last Wk WON
3-4	Pin Busters	855	840	883	2578	3	<---> Cruizers	854	850	819	2523	1
5-6	Kidds Korner	913	905	784	2602	3	<---> Breeze Transport	833	809	900	2542	1
7-8	We Attempt	825	819	803	2447	4	<---> Bye Team	0	0	0	0	0

Lane Assignments

	3-4	5-6	7-8
Wk08 10/27	1- 4	5- 3	6- 2
Wk09 11/03	6- 3	2- 4	5- 1
Wk10 11/10	2- 5	3- 1	4- 6

Last Week's Top Scores

	Team Scratch Game	Team Scratch Series	Team Handicap Game	Team Handicap Series
	727 Kidds Korner	2044 Kidds Korner	913 Kidds Korner	2602 Kidds Korner
	633 Breeze Transport	1806 Cruizers	900 Breeze Transport	2578 Pin Busters
	615 Cruizers	1741 Breeze Transport	883 Pin Busters	2542 Breeze Transport
	545 Pin Busters	1564 Pin Busters	854 Cruizers	2523 Cruizers
	513 We Attempt	1511 We Attempt	825 We Attempt	2447 We Attempt
	Scratch Game	Scratch Series	Handicap Game	Handicap Series
Men	208 Justin Hodges	524 Rich Hancock	283 Jeff Snodgrass	731 Jeff Snodgrass
	200 Rich Hancock	512 Bryan Hodges	250 Justin Hodges	656 Rich Hancock
	198 Nick Kidd	507 Justin Hodges	244 Rich Hancock	638 Bryan Hodges
	191 Jeff Snodgrass	504 John Krotz	240 Brendon Head	633 Justin Hodges
	190 Nick Stockton	504 Nick Kidd	236 Nick Stockton	633 James Crown
	182 Craig Schutt	489 Nick Stockton	227 Nick Kidd	632 Brendon Head
	180 John Krotz	489 Craig Schutt	224 Tyler Krotz	631 Tyler Krotz
	177 Bryan Hodges	465 James Crown	221 James Crown	627 Nick Stockton
	165 James Crown	455 Jeff Snodgrass	220 Craig Schutt	606 John Krotz
	164 Richard Serr	439 Richard Serr	219 Bryan Hodges	603 Craig Schutt
Women	225 Kim Hodges	521 Kim Hodges	298 Kim Hodges	740 Kim Hodges
	173 Chris Stockton	450 Dani Krotz	260 Chris Stockton	665 Chris Stockton
	171 Dani Krotz	421 Trish Hancock	239 Dani Krotz	664 Trish Hancock
	147 Trish Hancock	404 Chris Stockton	228 Trish Hancock	654 Dani Krotz
	145 Ashley Hancock	387 Ashley Hancock	218 Jessica Walker	617 Shannon Mitchell
	136 Shannon Mitchell	383 Shannon Mitchell	214 Shannon Mitchell	612 Jessica Walker
	129 Kira Hancock	357 Kira Hancock	209 Kira Hancock	597 Kira Hancock
	119 Jessica Walker	315 Jessica Walker	206 Ashley Hancock	570 Ashley Hancock

Season High Scores

Team Scratch Game		Team Scratch Series		Team Handicap Game		Team Handicap Series	
727	Kidds Korner	2044	Kidds Korner	939	We Attempt	2679	Kidds Korner
682	Cruizers	1958	Cruizers	928	Breeze Transport	2675	Breeze Transport
666	Breeze Transport	1889	Breeze Transport	926	Pin Busters	2657	Cruizers
632	We Attempt	1666	We Attempt	923	Kidds Korner	2641	Pin Busters
581	Pin Busters	1595	Pin Busters	915	Cruizers	2587	We Attempt

	Scratch Game	Scratch Series	Handicap Game	Handicap Series
Men	232 Rich Hancock	631 Bryan Hodges	283 Jeff Snodgrass	781 Bryan Hodges
	223 Bryan Hodges	607 Rich Hancock	280 Rich Hancock	751 Rich Hancock
	223 Nick Kidd	594 John Krotz	274 Bryan Hodges	731 Jeff Snodgrass
	217 Justin Hodges	586 Nick Kidd	267 Craig Schutt	720 John Krotz
	217 John Krotz	571 Craig Schutt	265 Justin Hodges	714 Craig Schutt
	217 Craig Schutt	546 Justin Hodges	265 Brendon Head	711 James Crown
	210 Nick Stockton	545 Nick Stockton	259 John Krotz	700 Brendon Head
	197 Richard Serr	522 James Crown	258 James Crown	695 John Cornett
	195 James Crown	512 Richard Serr	255 Nick Stockton	690 Justin Hodges
	191 Jeff Snodgrass	464 John Cornett	251 John Cornett	674 Nick Stockton
Women	225 Kim Hodges	532 Ashley Hancock	298 Kim Hodges	740 Kim Hodges
	207 Shelli Krotz	521 Kim Hodges	283 Shelli Krotz	718 Ashley Hancock
	207 Ashley Hancock	470 Shelli Krotz	269 Ashley Hancock	708 Shannon Mitchell
	178 Shannon Mitchell	456 Dani Krotz	267 Shannon Mitchell	689 Shelli Krotz
	173 Chris Stockton	441 Shannon Mitchell	260 Chris Stockton	682 Chris Stockton
	171 Dani Krotz	421 Trish Hancock	241 Trish Hancock	680 Jessica Walker
	156 Janet Anderson	412 Chris Stockton	239 Dani Krotz	669 Trish Hancock
	155 Trish Hancock	404 Janet Anderson	237 Jessica Walker	663 Dani Krotz
	142 Kira Hancock	399 Kira Hancock	232 Janet Anderson	639 Kira Hancock
	132 Jessica Walker	359 Jessica Walker	222 Kira Hancock	632 Janet Anderson

Team Rosters

1 - Kidds Korner

Name	Avg	HDCP	Pins	Gms	High Game	High Sers	HDCP Game	HDCP Sers	0's	100's	200's	0's	400's	500's
Kim L. Hodges	142	68	2987	21	225	521	298	740	--	20	1	4	2	1
Bryan L. Hodges	168	42	3548	21	223	631	274	781	--	16	5	--	3	4
Justin M. Hodges	168	42	2026	12	217	546	265	690	--	10	2	--	1	3
Keith D. Koupal	131	79	1965	15	145	407	226	650	--	15	--	2	3	--
Nick Kidd	178	32	2681	15	223	586	249	664	--	13	2	--	--	5

2 - Breeze Transport

Name	Avg	HDCP	Pins	Gms	High Game	High Sers	HDCP Game	HDCP Sers	0's	100's	200's	0's	400's	500's
Chris M. Stockton	125	85	2256	18	173	412	260	682	--	18	--	4	2	--
Shannon L. Mitchell	131	79	2369	18	178	441	267	708	1	17	--	4	2	--
James M. Crown	154	56	3247	21	195	522	258	711	--	21	--	--	6	1
Nick J. Stockton	164	46	2962	18	210	545	255	674	--	16	2	--	3	3
John A. Cornett	146	64	1320	9	174	464	251	695	--	9	--	1	2	--

3 - We Attempt

Name	Avg	HDCP	Pins	Gms	High Game	High Sers	HDCP Game	HDCP Sers	0's	100's	200's	0's	400's	500's
Ashley K. Hancock	146	64	3084	21	207	532	269	718	--	20	1	2	4	1
Dani Krotz	143	67	2879	20	171	456	239	663	--	20	--	1	5	--
Tyler J. Krotz	78	132	1642	21	108	258	242	664	20	1	--	7	--	--
Richard M. Serr	157	53	2834	18	197	512	246	659	--	18	--	--	5	1

4 - Bye Team

5 - Pin Busters

Name	Avg	HDCP	Pins	Gms	High Game	High Sers	HDCP Game	HDCP Sers	0's	100's	200's	0's	400's	500's
Jessica F. Walker	110	100	1981	18	132	359	237	680	5	13	--	6	--	--
Jeff D. Snodgrass	122	88	2579	21	191	455	283	731	3	18	--	6	1	--
Craig A. Schutt	171	39	3594	21	217	571	267	714	--	18	3	--	3	4
Brendon G. Head	101	109	2128	21	146	361	265	700	12	9	--	7	--	--

Town & Country 2024-25

6 - Cruizers

<u>Name</u>	<u>Avg</u>	<u>HDCP</u>	<u>Pins</u>	<u>Gms</u>	<u>High Game</u>	<u>High Sers</u>	<u>HDCP Game</u>	<u>HDCP Sers</u>	<u>0's</u>	<u>100's</u>	<u>200's</u>	<u>0's</u>	<u>400's</u>	<u>500's</u>
Trish R. Hancock	131	79	2369	18	155	421	241	669	1	17	--	3	3	--
Shelli Krotz	140	70	2388	17	207	470	283	689	1	15	1	1	4	--
Rich Hancock	168	42	2025	12	232	607	280	751	--	9	3	1	--	3
John L. Krotz	175	35	3150	18	217	594	259	720	--	16	2	--	1	5

Temporary Substitutes

 **Men**

<u>Name</u>	<u>Avg</u>	<u>HDCP</u>	<u>Pins</u>	<u>Gms</u>	<u>High Game</u>	<u>High Sers</u>	<u>HDCP Game</u>	<u>HDCP Sers</u>	<u>0's</u>	<u>100's</u>	<u>200's</u>	<u>0's</u>	<u>400's</u>	<u>500's</u>
-------------	------------	-------------	-------------	------------	------------------	------------------	------------------	------------------	------------	--------------	--------------	------------	--------------	--------------

 **Women**

<u>Name</u>	<u>Avg</u>	<u>HDCP</u>	<u>Pins</u>	<u>Gms</u>	<u>High Game</u>	<u>High Sers</u>	<u>HDCP Game</u>	<u>HDCP Sers</u>	<u>0's</u>	<u>100's</u>	<u>200's</u>	<u>0's</u>	<u>400's</u>	<u>500's</u>
Janet E. Anderson	123	87	742	6	156	404	232	632	1	5	--	1	1	--
Kira L. Hancock	126	84	1137	9	142	399	222	639	--	9	--	3	--	--
Angie C. Hauserman	101	109	304	3	108	304	217	631	1	2	--	1	--	--

Individual High Averages

Men	171.14	Craig Schutt	Women	146.86	Ashley Hancock
	168.95	Bryan Hodges		142.24	Kim Hodges
	154.62	James Crown			
	122.81	Jeff Snodgrass			
	101.33	Brendon Head			

Town & Country 2024-25

Big Apple Fun Center Reprint of Scores -- Week 7

Lane 3 5 - Pin Busters Week 7 10/20/2024

Name	Old	Old	-1-	-2-	-3-	Total	HDCP
	Avg	HDCP					Total
Jessica F. Walker	111	99	84	112	119	315	612
Jeff D. Snodgrass	118	92	191	151	113	455	731
Craig A. Schutt	172	38	169	138	182	489	603
Brendon G. Head	101	109	73	101	131	305	632
			====	====	====	====	====
Scratch Total			517	502	545	1564	1564
Handicap			338	338	338		1014
Total			855	840	883	1564	2578
Team Points Won			1.0	0.0	1.0	3.0	3.0

Lane 4 6 - Cruizers Week 7 10/20/2024

Name	Old	Old	-1-	-2-	-3-	Total	HDCP
	Avg	HDCP					Total
Trish R. Hancock	129	81	147	138	136	421	664
Kira L. Hancock	130	80	109	129	119	357	597
Rich Hancock	166	44	200	179	145	524	656
John L. Krotz	176	34	159	165	180	504	606
			====	====	====	====	====
Scratch Total			615	611	580	1806	1806
Handicap			239	239	239		717
Total			854	850	819	1806	2523
Team Points Won			0.0	1.0	0.0	1.0	1.0

Lane 5 1 - Kidds Korner Week 7 10/20/2024

Name	Old	Old	-1-	-2-	-3-	Total	HDCP
	Avg	HDCP					Total
Kim L. Hodges	137	73	225	136	160	521	740
Bryan L. Hodges	168	42	168	177	167	512	638
Justin M. Hodges	168	42	160	208	139	507	633
Nick Kidd	181	29	174	198	132	504	591
			====	====	====	====	====
Scratch Total			727	719	598	2044	2044
Handicap			186	186	186		558
Total			913	905	784	2044	2602
Team Points Won			1.0	1.0	0.0	3.0	3.0

Lane 6 2 - Breeze Transport Week 7 10/20/2024

Name	Old	Old	-1-	-2-	-3-	Total	HDCP
	Avg	HDCP					Total
Chris M. Stockton	123	87	115	116	173	404	665
Shannon L. Mitchell	132	78	136	124	123	383	617
James M. Crown	154	56	165	153	147	465	633
Nick J. Stockton	164	46	150	149	190	489	627
			====	====	====	====	====
Scratch Total			566	542	633	1741	1741
Handicap			267	267	267		801
Total			833	809	900	1741	2542
Team Points Won			0.0	0.0	1.0	1.0	1.0

Lane 7 3 - We Attempt Week 7 10/20/2024

Name	Old	Old	-1-	-2-	-3-	Total	HDCP
	Avg	HDCP					Total
Ashley K. Hancock	149	61	145	107	135	387	570
Dani Krotz	142	68	140	171	139	450	654
Tyler J. Krotz	78	132	64	92	79	235	631
Richard M. Serr	159	51	164	137	138	439	592
			====	====	====	====	====
Scratch Total			513	507	491	1511	1511
Handicap			312	312	312		936
Total			825	819	803	1511	2447
Team Points Won			1.0	1.0	1.0	4.0	4.0

Lane 8 4 - Bye Team Week 7 10/20/2024

Name	Old	Old	-1-	-2-	-3-	Total	HDCP
	Avg	HDCP					Total
No one bowled							

Town & Country 2024-25

Big Apple Fun Center

* Bowlers listed must have a minimum of 1 games.

Change in Average

Name	-----Old-----		Old					---Average Change---			Weekly Over Avg	
	Pins	Games	Avg	-1-	-2-	-3-	Total	New	Old	---> +/-	Series Avg +/-	
Janet E. Anderson	742	6	123				0	123.67	-	123.67	= 0.00	
John A. Cornett	1320	9	146				0	146.67	-	146.67	= 0.00	
James M. Crown	2782	18	154	165	153	147	465	154.62	-	154.56	= 0.06	465 - 462=3
Ashley K. Hancock	2697	18	149	145	107	135	387	146.86	-	149.83	= -2.98	387 - 447=-60
Kira L. Hancock	780	6	130	109	129	119	357	126.33	-	130.00	= -3.67	357 - 390=-33
Rich Hancock	1501	9	166	200	179	145	524	168.75	-	166.78	= 1.97	524 - 498=26
Trish R. Hancock	1948	15	129	147	138	136	421	131.61	-	129.87	= 1.74	421 - 387=34
Angie C. Hauserman	304	3	101				0	101.33	-	101.33	= 0.00	
Brendon G. Head	1823	18	101	73	101	131	305	101.33	-	101.28	= 0.06	305 - 303=2
Bryan L. Hodges	3036	18	168	168	177	167	512	168.95	-	168.67	= 0.29	512 - 504=8
Justin M. Hodges	1519	9	168	160	208	139	507	168.83	-	168.78	= 0.06	507 - 504=3
Kim L. Hodges	2466	18	137	225	136	160	521	142.24	-	137.00	= 5.24	521 - 411=110
Nick Kidd	2177	12	181	174	198	132	504	178.73	-	181.42	= -2.68	504 - 543=-39
Keith D. Koupal	1965	15	131				0	131.00	-	131.00	= 0.00	
Dani Krotz	2429	17	142	140	171	139	450	143.95	-	142.88	= 1.07	450 - 426=24
John L. Krotz	2646	15	176	159	165	180	504	175.00	-	176.40	= -1.40	504 - 528=-24
Shelli Krotz	2388	17	140				0	140.47	-	140.47	= 0.00	
Tyler J. Krotz	1407	18	78	64	92	79	235	78.19	-	78.17	= 0.02	235 - 234=1
Shannon L. Mitchell	1986	15	132	136	124	123	383	131.61	-	132.40	= -0.79	383 - 396=-13
Craig A. Schutt	3105	18	172	169	138	182	489	171.14	-	172.50	= -1.36	489 - 516=-27
Richard M. Serr	2395	15	159	164	137	138	439	157.44	-	159.67	= -2.22	439 - 477=-38
Jeff D. Snodgrass	2124	18	118	191	151	113	455	122.81	-	118.00	= 4.81	455 - 354=101
Chris M. Stockton	1852	15	123	115	116	173	404	125.33	-	123.47	= 1.87	404 - 369=35
Nick J. Stockton	2473	15	164	150	149	190	489	164.56	-	164.87	= -0.31	489 - 492=-3
Jessica F. Walker	1666	15	111	84	112	119	315	110.06	-	111.07	= -1.01	315 - 333=-18

Town & Country 2024-25

Big Apple Fun Center

* Bowlers listed must have a minimum of 1 games.

High Average Listing

	<u>Name</u>	<u>True Average</u>	<u>Pins</u>	<u>Gms</u>	<u>To Raise Avg +1</u>	<u>To Drop Avg -1</u>
1	Nick Kidd	178.73	2681	15	541	522
2	John L. Krotz	175.00	3150	18	546	524
3	Craig A. Schutt	171.14	3594	21	534	509
4	Bryan L. Hodges	168.95	3548	21	508	483
5	Justin M. Hodges	168.83	2026	12	509	493
6	Rich Hancock	168.75	2025	12	510	494
7	Nick J. Stockton	164.56	2962	18	503	481
8	Richard M. Serr	157.44	2834	18	484	462
9	James M. Crown	154.62	3247	21	473	448
10	Ashley K. Hancock	146.86	3084	21	444	419
11	John A. Cornett	146.67	1320	9	444	431
12	Dani Krotz	143.95	2879	20	433	409
13	Kim L. Hodges	142.24	2987	21	445	420
14	Shelli Krotz	140.47	2388	17	432	411
15	Shannon L. Mitchell	131.61	2369	18	403	381
16	Trish R. Hancock	131.61	2369	18	403	381
17	Keith D. Koupal	131.00	1965	15	411	392
18	Kira L. Hancock	126.33	1137	9	387	374
19	Chris M. Stockton	125.33	2256	18	390	368
20	Janet E. Anderson	123.67	742	6	374	364
21	Jeff D. Snodgrass	122.81	2579	21	373	348
22	Jessica F. Walker	110.06	1981	18	350	328
23	Brendon G. Head	101.33	2128	21	320	295
24	Angie C. Hauserman	101.33	304	3	308	301
25	Tyler J. Krotz	78.19	1642	21	254	229

Town & Country 2024-25

Big Apple Fun Center

* Bowlers listed must have a minimum of 1 games.

Most Pins Over Average

Name	-----Old-----		Old				Total	---Average Change---			Weekly Over Avg
	Pins	Games	Avg	-1-	-2-	-3-		New - Old	---> +/-	Series Avg +/-	
Kim L. Hodges	2466	18	137	225	136	160	521	142.24	- 137.00	= 5.24	521 - 411=110
Jeff D. Snodgrass	2124	18	118	191	151	113	455	122.81	- 118.00	= 4.81	455 - 354=101
Chris M. Stockton	1852	15	123	115	116	173	404	125.33	- 123.47	= 1.87	404 - 369=35
Trish R. Hancock	1948	15	129	147	138	136	421	131.61	- 129.87	= 1.74	421 - 387=34
Rich Hancock	1501	9	166	200	179	145	524	168.75	- 166.78	= 1.97	524 - 498=26
Dani Krotz	2429	17	142	140	171	139	450	143.95	- 142.88	= 1.07	450 - 426=24
Bryan L. Hodges	3036	18	168	168	177	167	512	168.95	- 168.67	= 0.29	512 - 504=8
Justin M. Hodges	1519	9	168	160	208	139	507	168.83	- 168.78	= 0.06	507 - 504=3
James M. Crown	2782	18	154	165	153	147	465	154.62	- 154.56	= 0.06	465 - 462=3
Brendon G. Head	1823	18	101	73	101	131	305	101.33	- 101.28	= 0.06	305 - 303=2
Tyler J. Krotz	1407	18	78	64	92	79	235	78.19	- 78.17	= 0.02	235 - 234=1
Nick J. Stockton	2473	15	164	150	149	190	489	164.56	- 164.87	= -0.31	489 - 492=-3
Shannon L. Mitchell	1986	15	132	136	124	123	383	131.61	- 132.40	= -0.79	383 - 396=-13
Jessica F. Walker	1666	15	111	84	112	119	315	110.06	- 111.07	= -1.01	315 - 333=-18
John L. Krotz	2646	15	176	159	165	180	504	175.00	- 176.40	= -1.40	504 - 528=-24
Craig A. Schutt	3105	18	172	169	138	182	489	171.14	- 172.50	= -1.36	489 - 516=-27
Kira L. Hancock	780	6	130	109	129	119	357	126.33	- 130.00	= -3.67	357 - 390=-33
Richard M. Serr	2395	15	159	164	137	138	439	157.44	- 159.67	= -2.22	439 - 477=-38
Nick Kidd	2177	12	181	174	198	132	504	178.73	- 181.42	= -2.68	504 - 543=-39
Ashley K. Hancock	2697	18	149	145	107	135	387	146.86	- 149.83	= -2.98	387 - 447=-60

Town & Country 2024-25

Big Apple Fun Center

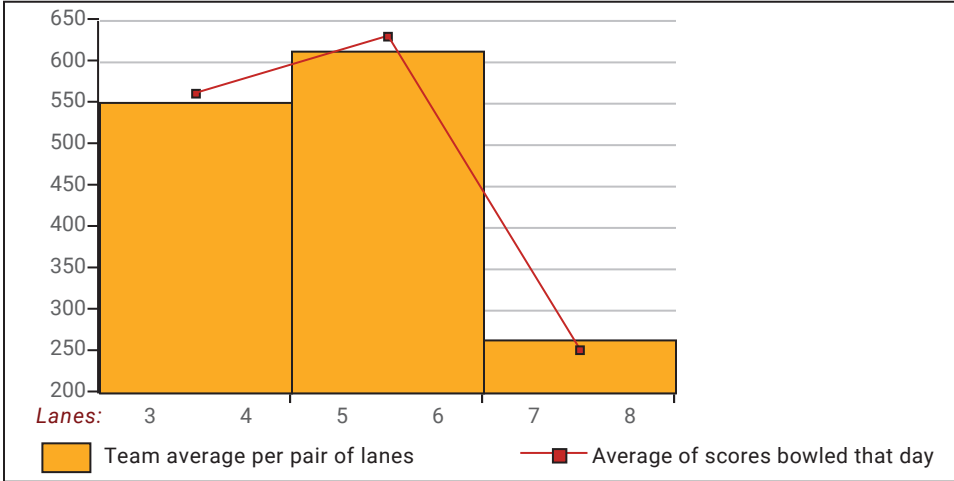
This report is for scores bowled October 20 which is Week 7 of 31

This Week's Statistics

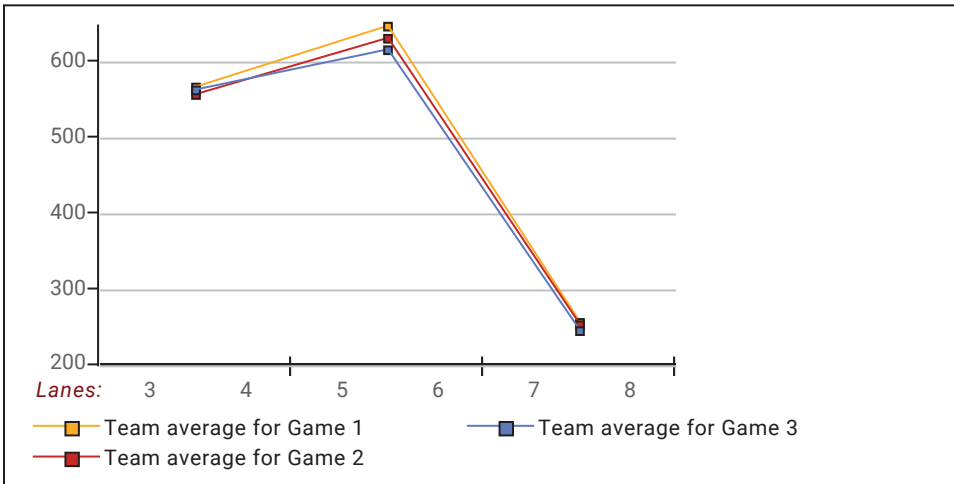
	Over All	Men	Women
How many people bowled	20	12	8
Number of games bowled	60	36	24
Actual average of week's scores	144.43	150.78	134.92
How many games above average	25	15	10
How many games below average	33	19	14
Pins above/below average per game	1.53	0.36	3.29
How many people raised average by this amount	11 1.56	7 1.04	4 2.48
How many people went down by this amount	9 -1.82	5 -1.59	4 -2.11
League average before bowling	143.38	150.92	132.06
League average after bowling	143.42	150.86	132.25
Change in league average	0.04	-0.06	0.18
800s	--	--	--
775s	--	--	--
750s	--	--	--
725s	--	--	--
700s	--	--	--
675s	--	--	--
650s	--	--	--
625s	--	--	--
600s	--	--	--
575s	--	--	--
550s	--	--	--
525s	--	--	--
500s	6	5	1
475s	2	2	--
450s	3	2	1
425s	1	1	--
400s	2	--	2
below 400	6	2	4
300s	--	--	--
275s	--	--	--
250s	--	--	--
225s	1	--	1
200s	2	2	--
175s	7	7	--
150s	15	12	3
125s	19	9	10
100s	11	2	9
below 100	5	4	1

This report is for scores bowled October 20 which is Week 7 of 31

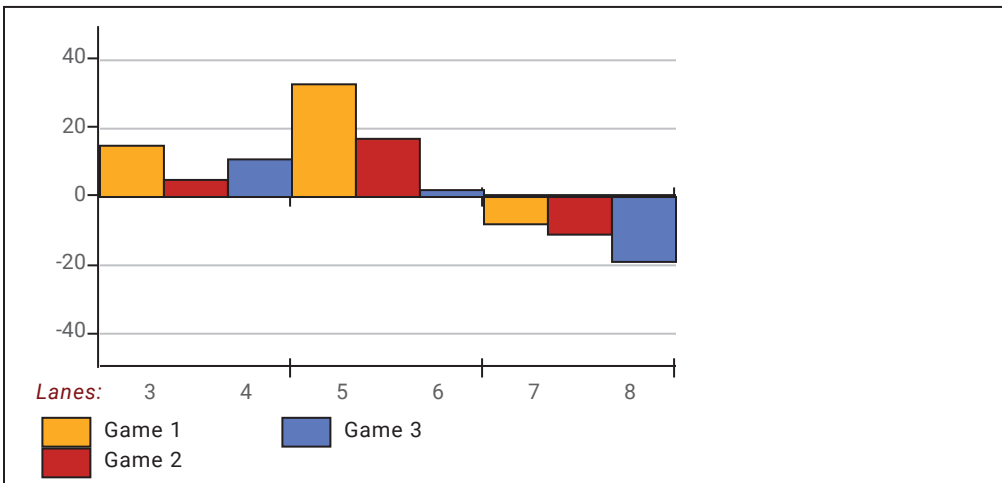
Team Average vs Avg of Scores



Average of Scores for Each Game

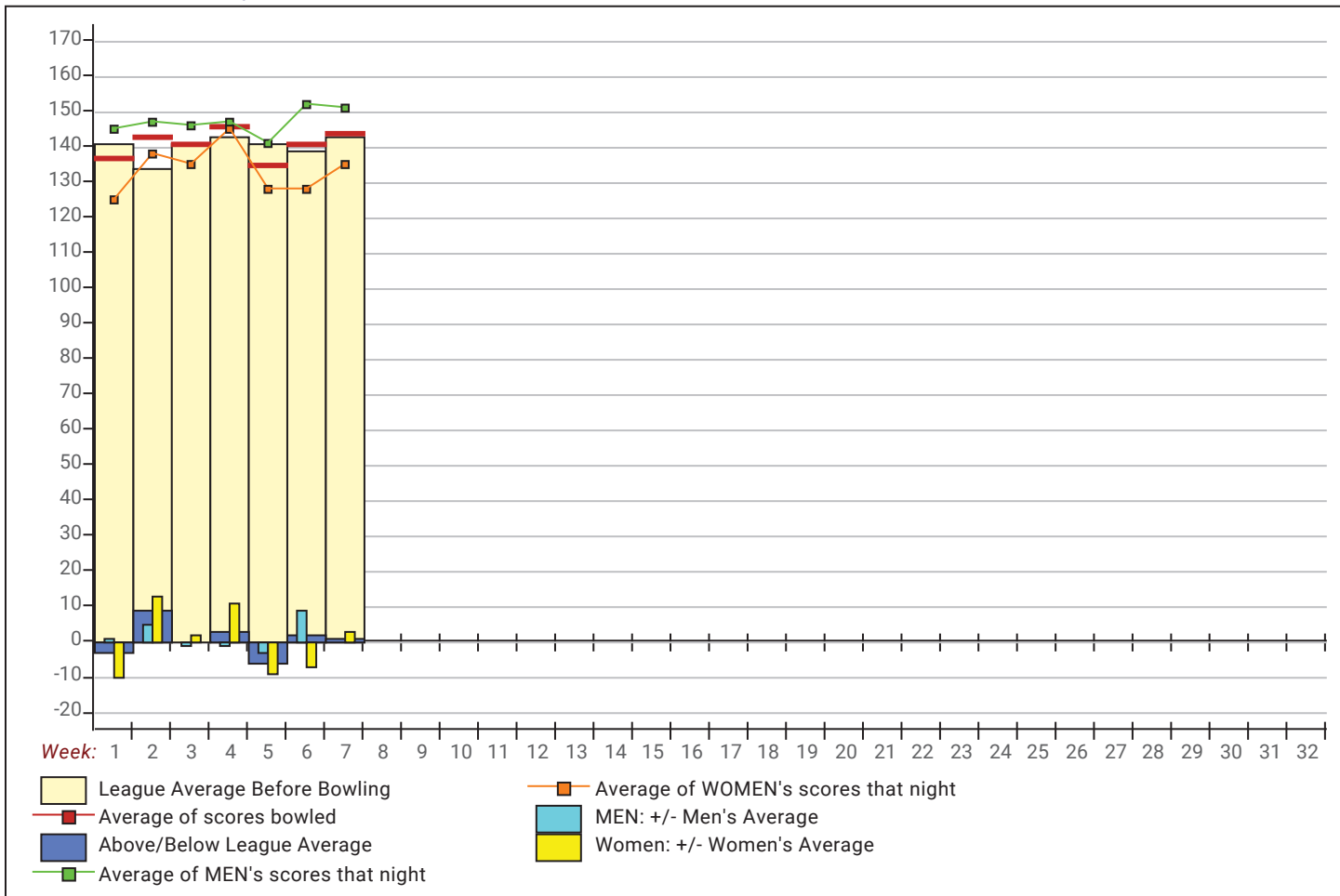


Amount Over/Under Team Average



This report is for scores bowled October 20 which is Week 7 of 31

League Average Week-by-Week



League Average Statistics for Last Week

	League	Right Hand	Left Hand	Men (Lft+Rt)	Women (Lft+Rt)
League Average Before Bowling	143.38	143.38		150.92	132.06
Average of scores bowled that night	144.43	144.43		150.78	134.92
New League Average After Bowling	143.42	143.42		150.86	132.25
Change in League Average	.04	.04		-.06	.18
People Who Bowled Over Average	11	11		7	4
People Who Bowled Under Average	9	9		5	4
Average Amount of Series Over Avg	31.55	31.55		20.57	50.75
Average Amount of Series Under Avg	-28.33	-28.33		-26.20	-31.00
Difference Avg, NiteAvg	1.53	1.53		.36	3.29
Number of Bowlers	20	20		12	8
Number of Games Bowled	60	60		36	24
People Who Raised Their Average	11	11		7	4
Raised By an Average of This Amount	1.56	1.56		1.04	2.48
People Who Lowered Their Average	9	9		5	4
Lowered By an Average of This Amou	-1.82	-1.82		-1.59	-2.11
Number of Games Bowled Over Avera	25	25		15	10
Number of Games Bowled Under Avera	33	33		19	14

Note: Averages are based only on people who bowled.

Press Release -- 10/22/2024

10/20/2024 Week 7 of 31

Town & Country 2024-25

Sunday 6:30 pm

Big Apple Fun Center

Lanes 3 - 8

Team Standings

Place	Team Name	Avg p/gm	Points Won	Points Lost	Year-To-Date WON	Y-T-D LOST
1	Kidds Korner	628	20	8	20	8
2	Pin Busters	504	18	10	18	10
3	Breeze Transport	578	16	12	16	12
4	We Attempt	525	15	13	15	13
5	Cruizers	590	14	14	14	14
6	Bye Team		1	27	1	27

*** Although not shown, standings are determined by points only for the current split

Last Week's Top Scores

	Scratch Game	Scratch Series	Handicap Game	Handicap Series
Men	208 Justin Hodges	524 Rich Hancock	283 Jeff Snodgrass	731 Jeff Snodgrass
	200 Rich Hancock	512 Bryan Hodges	250 Justin Hodges	656 Rich Hancock
	198 Nick Kidd	507 Justin Hodges	244 Rich Hancock	638 Bryan Hodges
	191 Jeff Snodgrass	504 John Krotz	240 Brendon Head	633 Justin Hodges
	190 Nick Stockton	504 Nick Kidd	236 Nick Stockton	633 James Crown
	182 Craig Schutt	489 Nick Stockton	227 Nick Kidd	632 Brendon Head
	180 John Krotz	489 Craig Schutt	224 Tyler Krotz	631 Tyler Krotz
	177 Bryan Hodges	465 James Crown	221 James Crown	627 Nick Stockton
	165 James Crown	455 Jeff Snodgrass	220 Craig Schutt	606 John Krotz
	164 Richard Serr	439 Richard Serr	219 Bryan Hodges	603 Craig Schutt
Women	225 Kim Hodges	521 Kim Hodges	298 Kim Hodges	740 Kim Hodges
	173 Chris Stockton	450 Dani Krotz	260 Chris Stockton	665 Chris Stockton
	171 Dani Krotz	421 Trish Hancock	239 Dani Krotz	664 Trish Hancock
	147 Trish Hancock	404 Chris Stockton	228 Trish Hancock	654 Dani Krotz
	145 Ashley Hancock	387 Ashley Hancock	218 Jessica Walker	617 Shannon Mitchell
	136 Shannon Mitchell	383 Shannon Mitchell	214 Shannon Mitchell	612 Jessica Walker
	129 Kira Hancock	357 Kira Hancock	209 Kira Hancock	597 Kira Hancock
	119 Jessica Walker	315 Jessica Walker	206 Ashley Hancock	570 Ashley Hancock

Local and Bowling Center Awards

Name	USBC ID Number	Award Average	Award Games	G1	G2	G3	Series	Award Score	Award Received
Rich Hancock	1494-2387 USBC	162	61	200	179	145	524	200	200 Game (Local Assoc. Awards)
Brendon G. Head	9726-4316 USBC	96	84	73	101	131	305	131	125 Game (Local Assoc. Awards)
Justin M. Hodges	11-718687 USBC	162	32	160	208	139	507	208	200 Game (Local Assoc. Awards)
Kim L. Hodges	15-14581 USBC	142	51	225	136	160	521	521	500 Series (Local Assoc. Awards)
	15-14581 USBC	142	51	225	136	160	521	225	225 Game (Local Assoc. Awards)
	15-14581 USBC	142	51	225	136	160	521	225	75 Pins Over Average (Local Assoc. Awards)
Jeff D. Snodgrass	1494-3216 USBC	129	84	191	151	113	455	191	175 Game (Local Assoc. Awards)