

Town & Country 2023-24

Note: This report includes information through September 10 which is Week 3 of 31

Team 7: Team 7

Name	Avg HDCP		Pins Gms		True Average	To Raise Avg +1	High Game	High Sers	HDCP Game	HDCP Sers	Most Improved Avg +/-
Tristan Ragland	146	64	439	3	146.33	443	189	439	253	631	
Joshua Ragland	118	92	355	3	118.33	359	124	355	216	631	
Angie C. Hauserman	bk130	80	363	3	121.00	369	131	363	211	603	

Team History

Week No.	Bowling Date	Opp. Team	-1-	-2-	-3-	Total	Avg p/gm	Last Wk WON	Last Wk Lost	Points Won	Points Lost	High Game	High Sers	HDCP Game	HDCP Sers	
1	08/20/23	10	0	0	0	0		0	0	0	0	0	0	0	0	
Team order was changed. They switched from team 11 to team 7																
2	08/27/23	8	550	499	468	1517	505	3	1	3	1	550	1517	876	2495	
0	09/03/23	8	0	0	0	0	505	0	0	3	1	550	1517	876	2495	
3	09/10/23	3	0	0	0	0	505	0	4	3	5	550	1517	876	2495	

Note: This report includes information through September 10 which is Week 3 of 31

Tristan Ragland's Bowling Record - Team 7: Team 7

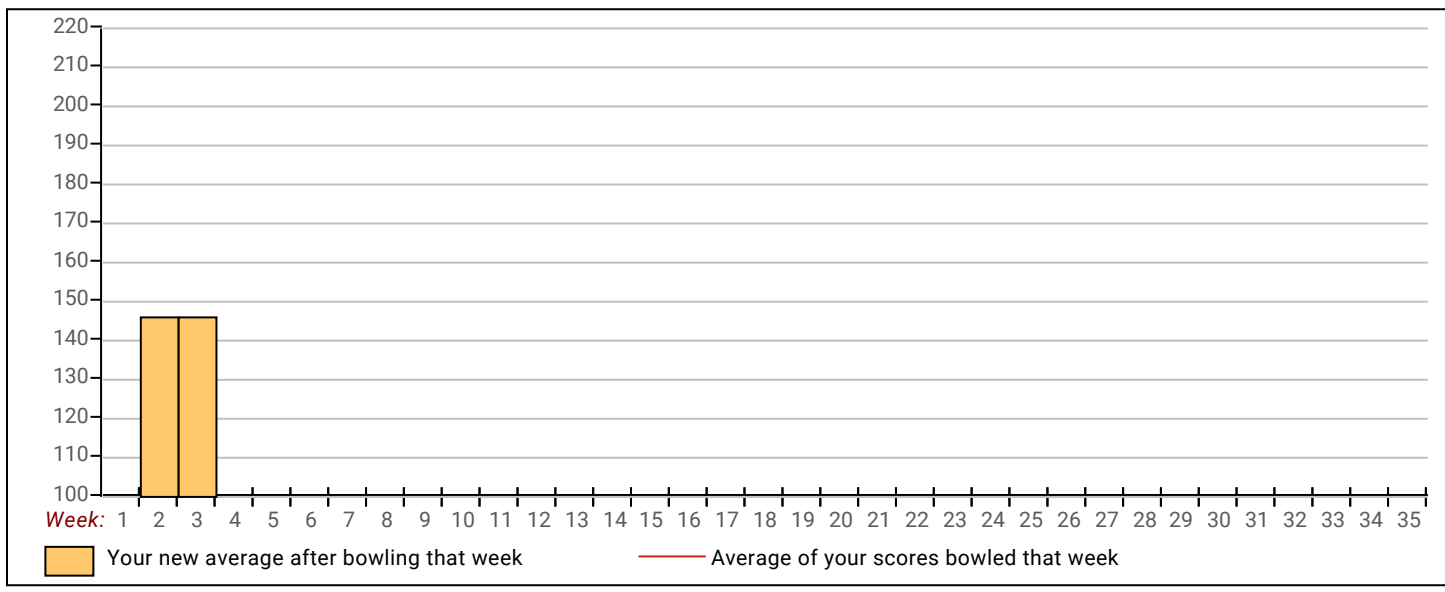
Week No.	Bowling Date	Old Avg	Old HDCP	-1-	-2-	-3-	Total	HDCP Total	Pins	Gms	---Average Change---			High Game	High Sers	HDCP Game	HDCP Sers		
											New	Old	+/-						
1	08/20/23	0	0				0	0	0	0	-	0.00	=	0.00	0	0			
2	08/27/23	146	64	189	124	126	439	631	439	3	146.33	-	0.00	=	146.33	189	439	253	631
3	09/10/23	146	64				0	0	439	3	146.33	-	146.33	=	0.00	189	439	253	631

<u><100</u>	<u>100's</u>	<u>125's</u>	<u>150's</u>	<u>175's</u>	<u>200's</u>	<u>225's</u>	<u>250's</u>	<u>275's</u>	<u>300's</u>
	1	1		1					
<u><400</u>	<u>400's</u>	<u>450's</u>	<u>500's</u>	<u>550's</u>	<u>600's</u>	<u>650's</u>	<u>700's</u>	<u>750's</u>	<u>800's</u>
	1								

<u>Avg of Game 1</u>	<u>Avg of Game 2</u>	<u>Avg of Game 3</u>
189.00	124.00	126.00

High game of 189 on week 2 High series of 439 on week 2 High average of 146.33 after bowling week 2
 Low game of 124 on week 2 Low series of 439 on week 2 Low average of 146.33 after bowling week 2

High Scores by Game
 Game #1: 189 on week 2 Game #2: 124 on week 2 Game #3: 126 on week 2



Note: This report includes information through September 10 which is Week 3 of 31

Joshua Ragland's Bowling Record - Team 7: Team 7

Week No.	Bowling Date	Old Avg	Old HDCP	-1-	-2-	-3-	Total	HDCP Total	Pins	Gms	---Average Change---			High Game	High Sers	HDCP Game	HDCP Sers		
											New	Old	---> +/-						
1	08/20/23	0	0				0	0	0	0	-	0.00	=	0.00	0	0			
2	08/27/23	118	92	121	124	110	355	631	355	3	118.33	-	0.00	=	118.33	124	355	216	631
3	09/10/23	118	92				0	0	355	3	118.33	-	118.33	=	0.00	124	355	216	631

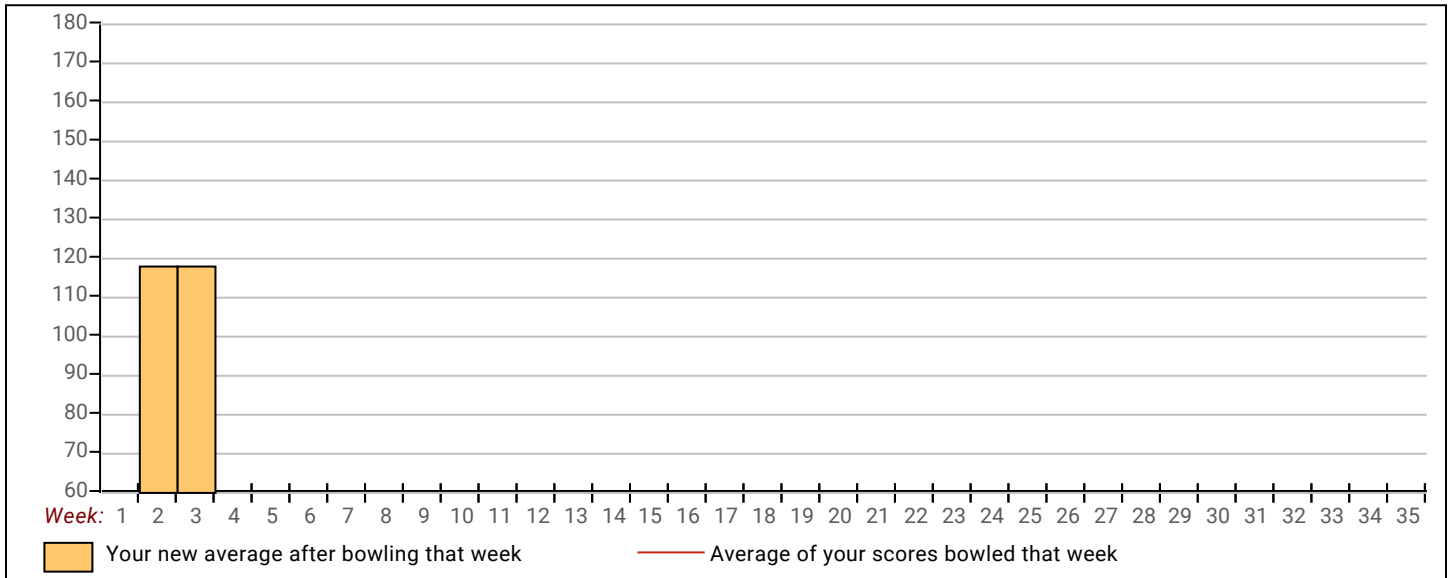
<u><100</u>	<u>100's</u>	<u>125's</u>	<u>150's</u>	<u>175's</u>	<u>200's</u>	<u>225's</u>	<u>250's</u>	<u>275's</u>	<u>300's</u>
	3								
<u><400</u>	<u>400's</u>	<u>450's</u>	<u>500's</u>	<u>550's</u>	<u>600's</u>	<u>650's</u>	<u>700's</u>	<u>750's</u>	<u>800's</u>
1									

<u>Avg of Game 1</u>	<u>Avg of Game 2</u>	<u>Avg of Game 3</u>
121.00	124.00	110.00

High game of 124 on week 2 High series of 355 on week 2 High average of 118.33 after bowling week 2
 Low game of 110 on week 2 Low series of 355 on week 2 Low average of 118.33 after bowling week 2

High Scores by Game

Game #1: 121 on week 2 Game #2: 124 on week 2 Game #3: 110 on week 2



Note: This report includes information through September 10 which is Week 3 of 31

Angie C. Hauserman's Bowling Record - Team 7: Team 7

Week No.	Bowling Date	Old Avg	Old HDCP	-1-	-2-	-3-	Total	HDCP Total	Pins	Gms	---Average Change---			High Game	High Sers	HDCP Game	HDCP Sers
											New	Old	---> +/-				
1	08/20/23	bk130	0				0	0	0	0		- 0.00 =	0.00	0	0		
2	08/27/23	bk130	80	120	131	112	363	603	363	3		121.00 - 0.00 =	121.00	131	363	211	603
3	09/10/23	bk130	80				0	0	363	3		121.00 - 121.00 =	0.00	131	363	211	603

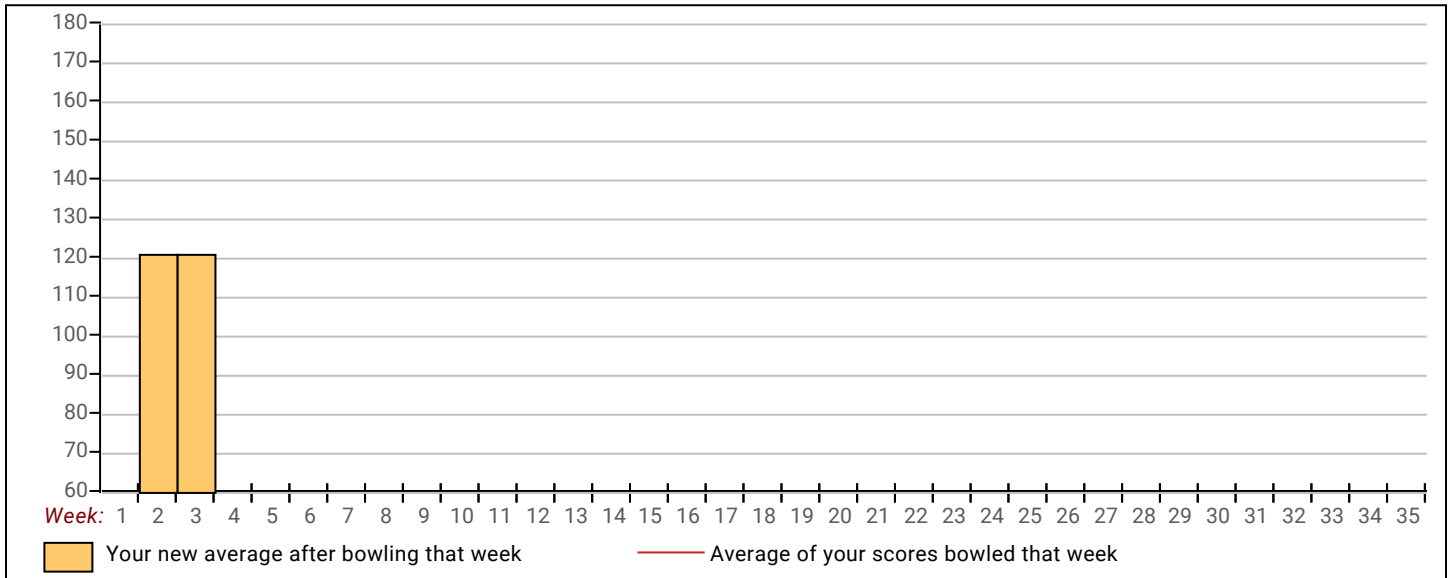
<u><100</u>	<u>100's</u>	<u>125's</u>	<u>150's</u>	<u>175's</u>	<u>200's</u>	<u>225's</u>	<u>250's</u>	<u>275's</u>	<u>300's</u>
	2	1							
<u><400</u>	<u>400's</u>	<u>450's</u>	<u>500's</u>	<u>550's</u>	<u>600's</u>	<u>650's</u>	<u>700's</u>	<u>750's</u>	<u>800's</u>
1									

<u>Avg of Game 1</u>	<u>Avg of Game 2</u>	<u>Avg of Game 3</u>
120.00	131.00	112.00

High game of 131 on week 2 High series of 363 on week 2 High average of 121.00 after bowling week 2
 Low game of 112 on week 2 Low series of 363 on week 2 Low average of 121.00 after bowling week 2

High Scores by Game

Game #1: 120 on week 2 Game #2: 131 on week 2 Game #3: 112 on week 2



Note: This report includes information through September 10 which is Week 3 of 31

VACANT 's Bowling Record - Team 7: Team 7

Week No.	Bowling Date	Old Avg	Old HDCP	-1-	-2-	-3-	Total	HDCP Total	Pins	Gms	---Average Change---			High Game	High Sers	HDCP Game	HDCP Sers	
											New - Old	---->	+/-					
1	08/20/23	120	90	v120	v120	v120	360	630	0	0	-	0.00	=	0.00	0	0		
2	08/27/23	120	90	v120	v120	v120	360	630	0	0	-	0.00	=	0.00	0	0		
3	09/10/23	120	90				0	0	0	0	-	0.00	=	0.00	0	0		

- <100
- 100's
- 125's
- 150's
- 175's
- 200's
- 225's
- 250's
- 275's
- 300's
- <400
- 400's
- 450's
- 500's
- 550's
- 600's
- 650's
- 700's
- 750's
- 800's

Avg of Game 1 Avg of Game 2 Avg of Game 3

High game of 0 on week 1 High series of 0 on week 1 High average of 0.00 after bowling week 3
 Low game of 0 on week 1 Low series of 0 on week 1 Low average of 0.00 after bowling week 3

High Scores by Game

Game #1: 0 on week 1 Game #2: 0 on week 1 Game #3: 0 on week 1

