

Town & Country 2025-26

Note: This report includes information through April 12 which is Week 30 of 31

Team 5: We Attempt

Name	Avg HDCP		Pins Gms		True Average	To Raise Avg +1	High Game	High Sers	HDCP Game	HDCP Sers	Most Improved Avg +/-	
Dani Krotz	158	52	14232	90	158.13	555	221	543	274	727	152	+6.13
Tyler J. Krotz	80	130	7209	90	80.10	324	135	316	267	724	73	+7.10
Richard M. Serr	163	47	14221	87	163.46	539	200	552	250	699	161	+2.46
Karen L. Lopez	135	75	5270	39	135.13	442	173	451	252	685	131	+4.13
Ashley K. Hancock	144	66	6952	48	144.83	443	225	513	293	768	142	+2.83

Team History

Week No.	Bowling Date	Lanes	Opp. Team	-1-	-2-	-3-	Total	Avg p/gm	Last Wk WON	Last Wk Lost	Points Won	Points Lost	High Game	High Sers	HDCP Game	HDCP Sers
1	09/07/25	5-6	6	490	501	498	1489	496	1 ½	2 ½	1 ½	2 ½	501	1489	800	2386
2	09/14/25	3-4	4	568	482	522	1572	510	1	3	2 ½	5 ½	568	1572	885	2523
3	09/21/25	5-6	2	539	501	534	1574	515	0	4	2 ½	9 ½	568	1574	885	2523
4	09/28/25	7-8	3	446	469	448	1363	499	4	0	6 ½	9 ½	568	1574	885	2523
5	10/05/25	3-4	1	544	479	558	1581	505	4	0	10 ½	9 ½	568	1581	899	2604
6	10/12/25	5-6	4	515	494	513	1522	505	0	4	10 ½	13 ½	568	1581	899	2604
7	10/19/25	3-4	6	637	537	625	1799	519	3	1	13 ½	14 ½	637	1799	976	2816
8	10/26/25	5-6	3	568	510	504	1582	520	1	3	14 ½	17 ½	637	1799	976	2816
9	11/02/25	7-8	1	642	553	595	1790	528	3	1	17 ½	18 ½	642	1799	976	2816
10	11/09/25	3-4	2	539	611	553	1703	532	2	2	19 ½	20 ½	642	1799	976	2816
11	11/16/25	5-6	6	576	551	558	1685	535	3	1	22 ½	21 ½	642	1799	976	2816
12	11/23/25	7-8	4	513	509	560	1582	534	2	2	24 ½	23 ½	642	1799	976	2816
13	11/30/25	3-4	2	520	550	538	1608	534	1	3	25 ½	26 ½	642	1799	976	2816
14	12/07/25	5-6	3	492	501	534	1527	532	0	4	25 ½	30 ½	642	1799	976	2816
15	12/14/25	5-6	2	498	516	586	1600	532	1	3	26 ½	33 ½	642	1799	976	2816

End of 1st split

16	12/21/25	7-8	1	534	525	582	1641	533	3	1	3	1	642	1799	976	2816
17	01/04/26	3-4	4	538	622	587	1747	536	4	0	7	1	642	1799	976	2816
18	01/11/26	7-8	6	531	537	578	1646	537	3	1	10	2	642	1799	976	2816
19	01/18/26	3-4	3	523	525	521	1569	536	0	4	10	6	642	1799	976	2816
20	01/25/26	5-6	1	518	488	574	1580	536	0	4	10	10	642	1799	976	2816
21	02/01/26	7-8	2	584	541	504	1629	536	1	3	11	13	642	1799	976	2816
22	02/08/26	3-4	6	582	540	521	1643	536	3	1	14	14	642	1799	976	2816
23	02/15/26	5-6	4	630	531	558	1719	538	4	0	18	14	642	1799	976	2816
24	02/22/26	7-8	2	601	516	471	1588	538	1	3	19	17	642	1799	976	2816
25	03/01/26	3-4	3	488	593	546	1627	538	0	4	19	21	642	1799	976	2816
26	03/08/26	5-6	1	534	536	546	1616	538	3	1	22	22	642	1799	976	2816
27	03/15/26	7-8	4	591	587	551	1729	539	4	0	26	22	642	1799	976	2816
28	03/22/26	5-6	6	540	563	575	1678	540	4	0	30	22	642	1799	976	2816
29	03/29/26	7-8	3	523	538	546	1607	540	3	1	33	23	642	1799	976	2816
30	04/12/26	5-6	4	549	477	612	1638	540	3	1	36	24	642	1799	976	2816

End of 2nd split

Town & Country 2025-26

Note: This report includes information through April 12 which is Week 30 of 31

Danielle R. Krotz's Bowling Record - Team 5: We Attempt

Week No.	Bowling Date	Old Avg	Old HDCP	HDCP				HDCP Total		Pins Gms		---Average Change---			High Game	High Sers	HDCP Game	HDCP Sers	
				-1-	-2-	-3-	Total	Total			New	Old	---> +/-						
1	09/07/25	bk156	54	147	161	159	467	629	467	3	155.67	-	0.00	=	155.67	161	467	215	629
2	09/14/25	bk156	54	164	127	164	455	617	922	6	153.67	-	155.67	=	-2.00	164	467	218	629
3	09/21/25	153	57	200	154	141	495	666	1417	9	157.44	-	153.67	=	3.78	200	495	257	666
4	09/28/25	157	53	144	114	100	358	517	1775	12	147.92	-	157.44	=	-9.53	200	495	257	666
5	10/05/25	147	63	163	140	165	468	657	2243	15	149.53	-	147.92	=	1.62	200	495	257	666
6	10/12/25	149	61	154	120	145	419	602	2662	18	147.89	-	149.53	=	-1.64	200	495	257	666
7	10/19/25	147	63	189	142	207	538	727	3200	21	152.38	-	147.89	=	4.49	207	538	270	727
8	10/26/25	152	58	173	163	159	495	669	3695	24	153.96	-	152.38	=	1.58	207	538	270	727
9	11/02/25	153	57	177	156	172	505	676	4200	27	155.56	-	153.96	=	1.60	207	538	270	727
10	11/09/25	155	55	180	167	143	490	655	4690	30	156.33	-	155.56	=	0.78	207	538	270	727
11	11/16/25	156	54	138	159	148	445	607	5135	33	155.61	-	156.33	=	-0.73	207	538	270	727
12	11/23/25	155	55	177	124	180	481	646	5616	36	156.00	-	155.61	=	0.39	207	538	270	727
13	11/30/25	156	54	155	155	156	466	628	6082	39	155.95	-	156.00	=	-0.05	207	538	270	727
14	12/07/25	155	55	149	143	169	461	626	6543	42	155.79	-	155.95	=	-0.16	207	538	270	727
15	12/14/25	155	55	148	143	211	502	667	7045	45	156.56	-	155.79	=	0.77	211	538	270	727

End of 1st split

16	12/21/25	156	54	156	137	200	493	655	7538	48	157.04	-	156.56	=	0.49	211	538	270	727
17	01/04/26	157	53	155	190	167	512	671	8050	51	157.84	-	157.04	=	0.80	211	538	270	727
18	01/11/26	157	53	201	171	171	543	702	8593	54	159.13	-	157.84	=	1.29	211	543	270	727
19	01/18/26	159	51	128	159	115	402	555	8995	57	157.81	-	159.13	=	-1.32	211	543	270	727
20	01/25/26	157	53	154	136	142	432	591	9427	60	157.12	-	157.81	=	-0.69	211	543	270	727
21	02/01/26	157	53	173	184	157	514	673	9941	63	157.79	-	157.12	=	0.68	211	543	270	727
22	02/08/26	157	53	152	184	160	496	655	10437	66	158.14	-	157.79	=	0.34	211	543	270	727
23	02/15/26	158	52	178	147	181	506	662	10943	69	158.59	-	158.14	=	0.46	211	543	270	727
24	02/22/26	158	52	144	124	102	370	526	11313	72	157.13	-	158.59	=	-1.47	211	543	270	727
25	03/01/26	157	53	160	221	152	533	692	11846	75	157.95	-	157.13	=	0.82	221	543	274	727
26	03/08/26	157	53	137	152	165	454	613	12300	78	157.69	-	157.95	=	-0.25	221	543	274	727
27	03/15/26	157	53	176	182	156	514	673	12814	81	158.20	-	157.69	=	0.51	221	543	274	727
28	03/22/26	158	52	127	178	202	507	663	13321	84	158.58	-	158.20	=	0.39	221	543	274	727
29	03/29/26	158	52	144	132	180	456	612	13777	87	158.36	-	158.58	=	-0.23	221	543	274	727
30	04/12/26	bk158	52	167	120	168	455	611	14232	90	158.13	-	158.36	=	-0.22	221	543	274	727

End of 2nd split

<u><100</u>	<u>100's</u>	<u>125's</u>	<u>150's</u>	<u>175's</u>	<u>200's</u>	<u>225's</u>	<u>250's</u>	<u>275's</u>	<u>300's</u>
	8	24	37	14	7				
<u><400</u>	<u>400's</u>	<u>450's</u>	<u>500's</u>	<u>550's</u>	<u>600's</u>	<u>650's</u>	<u>700's</u>	<u>750's</u>	<u>800's</u>
2	4	14	10						
<u>Avg of Game 1</u>			<u>Avg of Game 2</u>			<u>Avg of Game 3</u>			
160.33			152.83			161.23			

High game of 221 on week 25 High series of 543 on week 18 High average of 159.13 after bowling week 18
 Low game of 100 on week 4 Low series of 358 on week 4 Low average of 147.89 after bowling week 6

High Scores by Game

Game #1: 201 on week 18 Game #2: 221 on week 25 Game #3: 211 on week 15

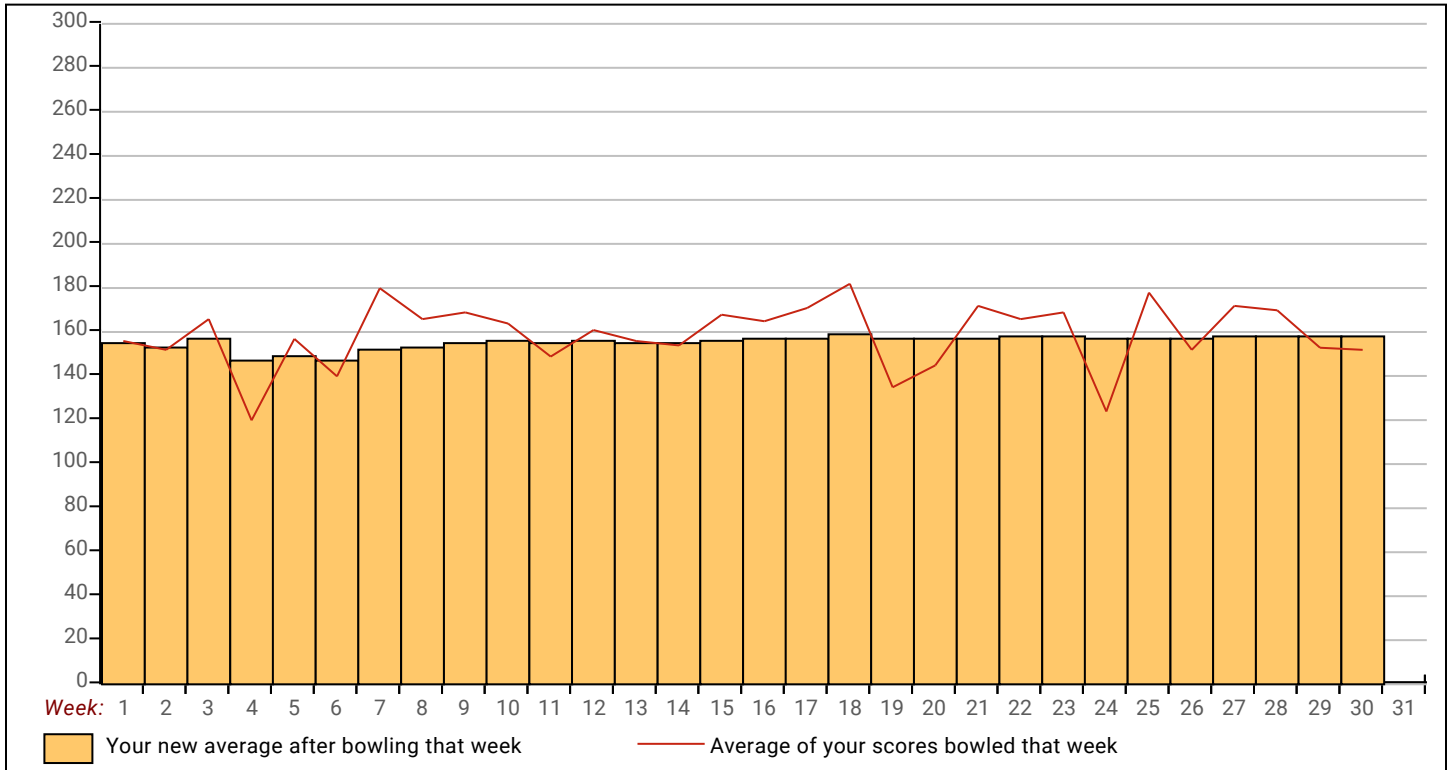
Town & Country 2025-26

Sunday 6:30 pm

Big Apple Fun Center

Lanes 3 - 8

Note: This report includes information through April 12 which is Week 30 of 31



Town & Country 2025-26

Note: This report includes information through April 12 which is Week 30 of 31

Tyler J. Krotz's Bowling Record - Team 5: We Attempt

Week No.	Bowling Date	Old Avg	Old HDCP	HDCP				HDCP Total		Pins Gms		---Average Change---			High Game	High Sers	HDCP Game	HDCP Sers	
				-1-	-2-	-3-	Total	Total			New	Old	---> +/-						
1	09/07/25	bk76	134	70	71	67	208	610	208	3	69.33	-	0.00	=	69.33	71	208	205	610
2	09/14/25	bk76	134	72	66	92	230	632	438	6	73.00	-	69.33	=	3.67	92	230	226	632
3	09/21/25	73	137	60	68	82	210	621	648	9	72.00	-	73.00	=	-1.00	92	230	226	632
4	09/28/25	72	138	55	82	72	209	623	857	12	71.42	-	72.00	=	-0.58	92	230	226	632
5	10/05/25	71	139	89	73	65	227	644	1084	15	72.27	-	71.42	=	0.85	92	230	228	644
6	10/12/25	72	138	81	59	88	228	642	1312	18	72.89	-	72.27	=	0.62	92	230	228	644
7	10/19/25	72	138	104	61	70	235	649	1547	21	73.67	-	72.89	=	0.78	104	235	242	649
8	10/26/25	73	137	77	81	71	229	640	1776	24	74.00	-	73.67	=	0.33	104	235	242	649
9	11/02/25	74	136	128	91	97	316	724	2092	27	77.48	-	74.00	=	3.48	128	316	264	724
10	11/09/25	77	133	68	97	71	236	635	2328	30	77.60	-	77.48	=	0.12	128	316	264	724
11	11/16/25	77	133	74	75	79	228	627	2556	33	77.45	-	77.60	=	-0.15	128	316	264	724
12	11/23/25	77	133	76	73	99	248	647	2804	36	77.89	-	77.45	=	0.43	128	316	264	724
13	11/30/25	77	133	90	87	61	238	637	3042	39	78.00	-	77.89	=	0.11	128	316	264	724
14	12/07/25	78	132	72	56	76	204	600	3246	42	77.29	-	78.00	=	-0.71	128	316	264	724
15	12/14/25	77	133	88	78	79	245	644	3491	45	77.58	-	77.29	=	0.29	128	316	264	724

End of 1st split

16	12/21/25	77	133	94	118	80	292	691	3783	48	78.81	-	77.58	=	1.23	128	316	264	724
17	01/04/26	78	132	82	72	101	255	651	4038	51	79.18	-	78.81	=	0.36	128	316	264	724
18	01/11/26	79	131	55	73	83	211	604	4249	54	78.69	-	79.18	=	-0.49	128	316	264	724
19	01/18/26	78	132	72	111	80	263	659	4512	57	79.16	-	78.69	=	0.47	128	316	264	724
20	01/25/26	79	131	73	74	69	216	609	4728	60	78.80	-	79.16	=	-0.36	128	316	264	724
21	02/01/26	78	132	94	65	83	242	638	4970	63	78.89	-	78.80	=	0.09	128	316	264	724
22	02/08/26	78	132	94	72	55	221	617	5191	66	78.65	-	78.89	=	-0.24	128	316	264	724
23	02/15/26	78	132	77	74	50	201	597	5392	69	78.14	-	78.65	=	-0.51	128	316	264	724
24	02/22/26	78	132	98	72	76	246	642	5638	72	78.31	-	78.14	=	0.16	128	316	264	724
25	03/01/26	78	132	63	78	75	216	612	5854	75	78.05	-	78.31	=	-0.25	128	316	264	724
26	03/08/26	78	132	80	87	125	292	688	6146	78	78.79	-	78.05	=	0.74	128	316	264	724
27	03/15/26	78	132	85	93	135	313	709	6459	81	79.74	-	78.79	=	0.95	135	316	267	724
28	03/22/26	79	131	79	77	94	250	643	6709	84	79.87	-	79.74	=	0.13	135	316	267	724
29	03/29/26	79	131	82	83	74	239	632	6948	87	79.86	-	79.87	=	-0.01	135	316	267	724
30	04/12/26	bk79	131	73	76	112	261	654	7209	90	80.10	-	79.86	=	0.24	135	316	267	724

End of 2nd split

<u><100</u>	<u>100's</u>	<u>125's</u>	<u>150's</u>	<u>175's</u>	<u>200's</u>	<u>225's</u>	<u>250's</u>	<u>275's</u>	<u>300's</u>
82	5	3							
<u><400</u>	<u>400's</u>	<u>450's</u>	<u>500's</u>	<u>550's</u>	<u>600's</u>	<u>650's</u>	<u>700's</u>	<u>750's</u>	<u>800's</u>
30									

<u>Avg of Game 1</u>	<u>Avg of Game 2</u>	<u>Avg of Game 3</u>
80.17	78.10	82.03

High game of 135 on week 27 High series of 316 on week 9 High average of 80.10 after bowling week 30
 Low game of 50 on week 23 Low series of 201 on week 23 Low average of 69.33 after bowling week 1

High Scores by Game

Game #1: 128 on week 9 Game #2: 118 on week 16 Game #3: 135 on week 27

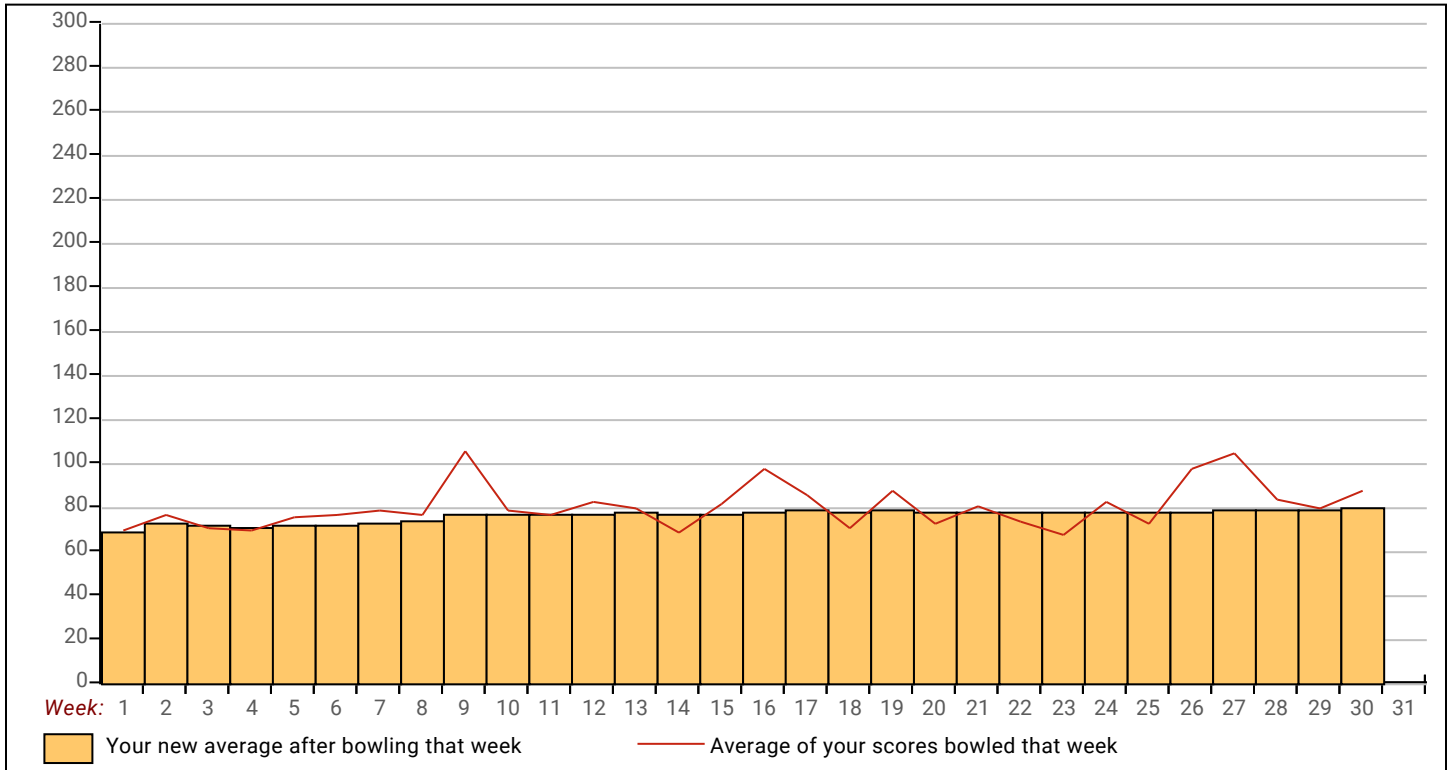
Town & Country 2025-26

Sunday 6:30 pm

Big Apple Fun Center

Lanes 3 - 8

Note: This report includes information through April 12 which is Week 30 of 31



Town & Country 2025-26

Note: This report includes information through April 12 which is Week 30 of 31

Richard M. Serr's Bowling Record - Team 5: We Attempt

Week No.	Bowling Date	Old Avg	Old HDCP	HDCP				HDCP		---Average Change---			High Game	High Sers	HDCP Game	HDCP Sers			
				-1-	-2-	-3-	Total	Total	Pins	Gms	New	Old					---> +/-		
1	09/07/25	bk166	44	169	139	143	451	583	451	3	150.33	-	0.00	=	150.33	169	451	213	583
2	09/14/25	bk166	44	183	189	138	510	642	961	6	160.17	-	150.33	=	9.83	189	510	233	642
3	09/21/25	160	50	182	143	166	491	641	1452	9	161.33	-	160.17	=	1.17	189	510	233	642
4	09/28/25	161	49	133	159	128	420	567	1872	12	156.00	-	161.33	=	-5.33	189	510	233	642
5	10/05/25	156	54	162	137	196	495	657	2367	15	157.80	-	156.00	=	1.80	196	510	250	657
6	10/12/25	157	53	172	173	156	501	660	2868	18	159.33	-	157.80	=	1.53	196	510	250	660
7	10/19/25	159	51	166	161	192	519	672	3387	21	161.29	-	159.33	=	1.95	196	519	250	672
8	10/26/25	161	49	166	125	149	440	587	3827	24	159.46	-	161.29	=	-1.83	196	519	250	672
9	11/02/25	159	51	192	166	183	541	694	4368	27	161.78	-	159.46	=	2.32	196	541	250	694
10	11/09/25	161	49	170	200	182	552	699	4920	30	164.00	-	161.78	=	2.22	200	552	250	699
11	11/16/25	164	46	183	170	154	507	645	5427	33	164.45	-	164.00	=	0.45	200	552	250	699
12	11/23/25	164	46	128	179	166	473	611	5900	36	163.89	-	164.45	=	-0.57	200	552	250	699
13	11/30/25	163	47	137	151	195	483	624	6383	39	163.67	-	163.89	=	-0.22	200	552	250	699
14	12/07/25	163	47	142	164	180	486	627	6869	42	163.55	-	163.67	=	-0.12	200	552	250	699
15	12/14/25	163	47	113	168	172	453	594	7322	45	162.71	-	163.55	=	-0.84	200	552	250	699

End of 1st split

16	12/21/25	162	48	170	154	133	457	601	7779	48	162.06	-	162.71	=	-0.65	200	552	250	699
17	01/04/26	162	48	147	195	174	516	660	8295	51	162.65	-	162.06	=	0.58	200	552	250	699
18	01/11/26	162	48	158	171	168	497	641	8792	54	162.81	-	162.65	=	0.17	200	552	250	699
19	01/18/26	162	48	171	138	165	474	618	9266	57	162.56	-	162.81	=	-0.25	200	552	250	699
20	01/25/26	162	48	167	150	190	507	651	9773	60	162.88	-	162.56	=	0.32	200	552	250	699
21	02/01/26	162	48	166	163	150	479	623	10252	63	162.73	-	162.88	=	-0.15	200	552	250	699
22	02/08/26	162	48	198	177	163	538	682	10790	66	163.48	-	162.73	=	0.75	200	552	250	699
23	02/15/26	163	47	150	149	200	499	640	11289	69	163.61	-	163.48	=	0.12	200	552	250	699
24	02/22/26	163	47	199	166	156	521	662	11810	72	164.03	-	163.61	=	0.42	200	552	250	699
25	03/01/26	164	46	129	161	152	442	580	12252	75	163.36	-	164.03	=	-0.67	200	552	250	699
26	03/08/26	163	47	173	160	125	458	599	12710	78	162.95	-	163.36	=	-0.41	200	552	250	699
27	03/15/26	162	48	164	156	137	457	601	13167	81	162.56	-	162.95	=	-0.39	200	552	250	699
28	03/22/26	162	48	186	182	152	520	664	13687	84	162.94	-	162.56	=	0.38	200	552	250	699
29	03/29/26	162	0				0	0	13687	84	162.94	-	162.94	=	0.00	200	552	250	699
30	04/12/26	bk162	48	167	180	187	534	678	14221	87	163.46	-	162.94	=	0.52	200	552	250	699

End of 2nd split

<u><100</u>	<u>100's</u>	<u>125's</u>	<u>150's</u>	<u>175's</u>	<u>200's</u>	<u>225's</u>	<u>250's</u>	<u>275's</u>	<u>300's</u>
	1	19	44	21	2				
<u><400</u>	<u>400's</u>	<u>450's</u>	<u>500's</u>	<u>550's</u>	<u>600's</u>	<u>650's</u>	<u>700's</u>	<u>750's</u>	<u>800's</u>
	3	14	11	1					
<u>Avg of Game 1</u>			<u>Avg of Game 2</u>			<u>Avg of Game 3</u>			
163.55			162.97			163.86			

High game of **200** on week **10** High series of **552** on week **10** High average of **164.45** after bowling week **11**
 Low game of **113** on week **15** Low series of **420** on week **4** Low average of **150.33** after bowling week **1**

High Scores by Game

Game #1: **199** on week **24** Game #2: **200** on week **10** Game #3: **200** on week **23**

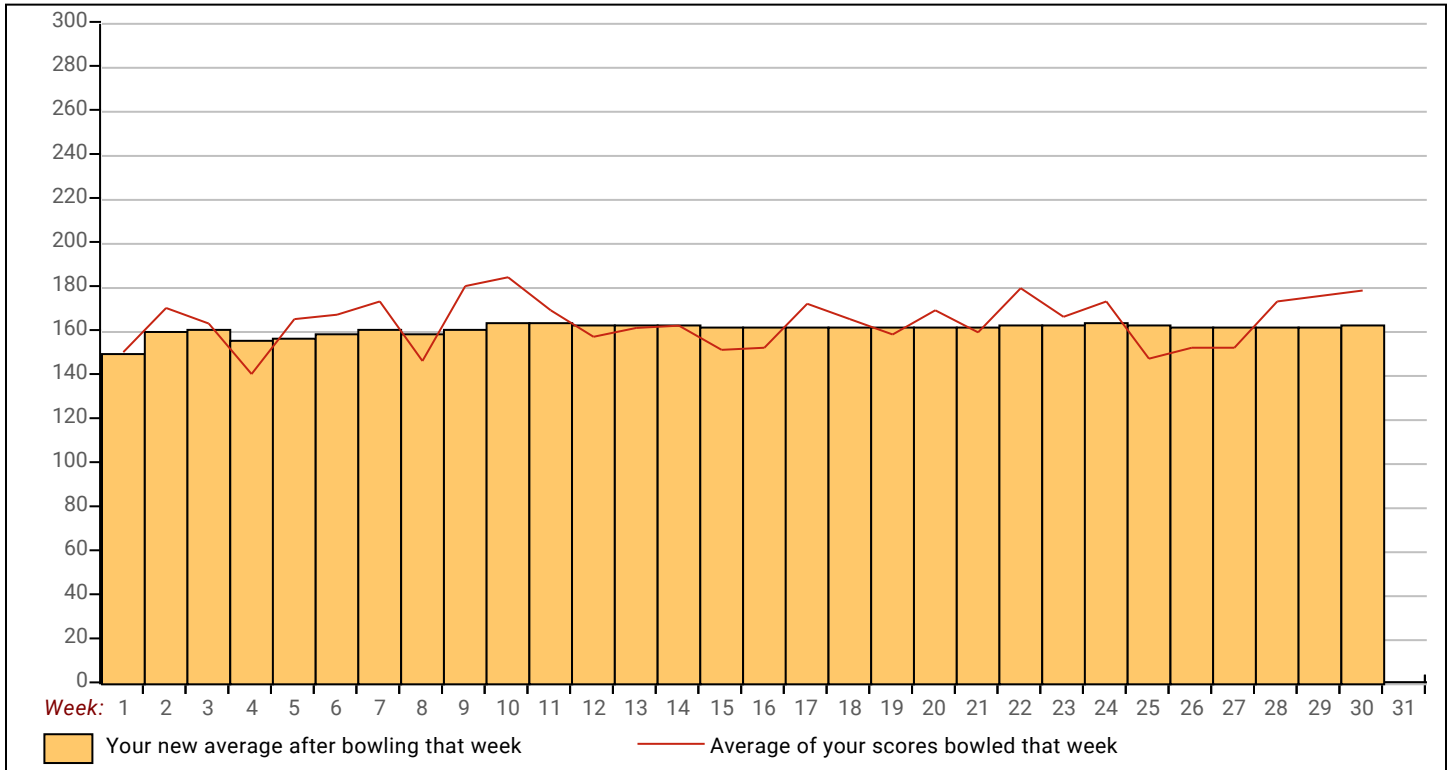
Town & Country 2025-26

Sunday 6:30 pm

Big Apple Fun Center

Lanes 3 - 8

Note: This report includes information through April 12 which is Week 30 of 31



Town & Country 2025-26

Note: This report includes information through April 12 which is Week 30 of 31

Karen L. Lopez's Bowling Record - Team 5: We Attempt

Week No.	Bowling Date	Old Avg	Old HDCP	-1-	-2-	-3-	Total	HDCP Total	Pins Gms		---Average Change---			High Game	High Sers	HDCP Game	HDCP Sers		
											New	Old	---> +/-						
1	09/07/25	0	0				0	0	0	0	-	0.00	=	0.00	0	0			
2	09/14/25	125	85	149	100	128	377	632	377	3	125.67	-	0.00	=	125.67	149	377	234	632
3	09/21/25	125	0				0	0	377	3	125.67	-	125.67	=	0.00	149	377	234	632
4	09/28/25	125	85	114	114	148	376	631	753	6	125.50	-	125.67	=	-0.17	149	377	234	632
5	10/05/25	125	85	130	129	132	391	646	1144	9	127.11	-	125.50	=	1.61	149	391	234	646
6	10/12/25	127	0				0	0	1144	9	127.11	-	127.11	=	0.00	149	391	234	646
7	10/19/25	127	0				0	0	1144	9	127.11	-	127.11	=	0.00	149	391	234	646
8	10/26/25	127	83	152	141	125	418	667	1562	12	130.17	-	127.11	=	3.06	152	418	235	667
9	11/02/25	130	0				0	0	1562	12	130.17	-	130.17	=	0.00	152	418	235	667
10	11/09/25	130	80	121	147	157	425	665	1987	15	132.47	-	130.17	=	2.30	157	425	237	667
11	11/16/25	132	0				0	0	1987	15	132.47	-	132.47	=	0.00	157	425	237	667
12	11/23/25	132	78	132	133	115	380	614	2367	18	131.50	-	132.47	=	-0.97	157	425	237	667
13	11/30/25	131	0				0	0	2367	18	131.50	-	131.50	=	0.00	157	425	237	667
14	12/07/25	131	0				0	0	2367	18	131.50	-	131.50	=	0.00	157	425	237	667
15	12/14/25	131	0				0	0	2367	18	131.50	-	131.50	=	0.00	157	425	237	667

End of 1st split

16	12/21/25	131	0				0	0	2367	18	131.50	-	131.50	=	0.00	157	425	237	667
17	01/04/26	131	0				0	0	2367	18	131.50	-	131.50	=	0.00	157	425	237	667
18	01/11/26	131	79	117	122	156	395	632	2762	21	131.52	-	131.50	=	0.02	157	425	237	667
19	01/18/26	131	0				0	0	2762	21	131.52	-	131.52	=	0.00	157	425	237	667
20	01/25/26	131	79	124	128	173	425	662	3187	24	132.79	-	131.52	=	1.27	173	425	252	667
21	02/01/26	132	0				0	0	3187	24	132.79	-	132.79	=	0.00	173	425	252	667
22	02/08/26	132	78	138	107	143	388	622	3575	27	132.41	-	132.79	=	-0.38	173	425	252	667
23	02/15/26	132	0				0	0	3575	27	132.41	-	132.41	=	0.00	173	425	252	667
24	02/22/26	132	78	160	154	137	451	685	4026	30	134.20	-	132.41	=	1.79	173	451	252	685
25	03/01/26	134	0				0	0	4026	30	134.20	-	134.20	=	0.00	173	451	252	685
26	03/08/26	134	76	144	137	131	412	640	4438	33	134.48	-	134.20	=	0.28	173	451	252	685
27	03/15/26	134	0				0	0	4438	33	134.48	-	134.48	=	0.00	173	451	252	685
28	03/22/26	134	0				0	0	4438	33	134.48	-	134.48	=	0.00	173	451	252	685
29	03/29/26	134	76	131	165	148	444	672	4882	36	135.61	-	134.48	=	1.13	173	451	252	685
30	04/12/26	135	75	142	101	145	388	613	5270	39	135.13	-	135.61	=	-0.48	173	451	252	685

End of 2nd split

<u><100</u>	<u>100's</u>	<u>125's</u>	<u>150's</u>	<u>175's</u>	<u>200's</u>	<u>225's</u>	<u>250's</u>	<u>275's</u>	<u>300's</u>
	10	22	7						
<u><400</u>	<u>400's</u>	<u>450's</u>	<u>500's</u>	<u>550's</u>	<u>600's</u>	<u>650's</u>	<u>700's</u>	<u>750's</u>	<u>800's</u>
7	5	1							

<u>Avg of Game 1</u>	<u>Avg of Game 2</u>	<u>Avg of Game 3</u>
134.92	129.08	141.38

High game of **173** on week **20** High series of **451** on week **24** High average of **135.61** after bowling week **29**
 Low game of **100** on week **2** Low series of **376** on week **4** Low average of **125.50** after bowling week **4**

High Scores by Game

Game #1: **160** on week **24** Game #2: **165** on week **29** Game #3: **173** on week **20**

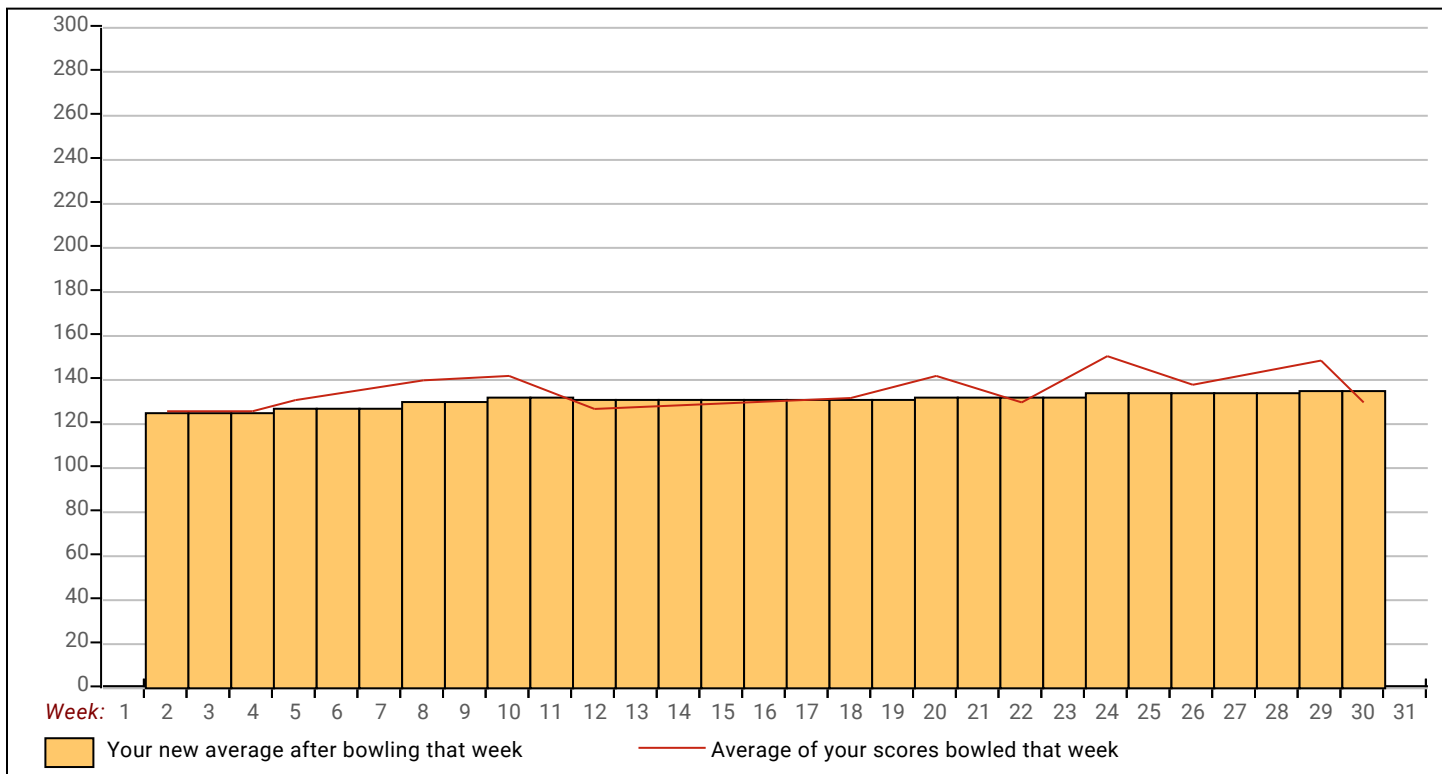
Town & Country 2025-26

Sunday 6:30 pm

Big Apple Fun Center

Lanes 3 - 8

Note: This report includes information through April 12 which is Week 30 of 31



Town & Country 2025-26

Note: This report includes information through April 12 which is Week 30 of 31

Ashley K. Hancock's Bowling Record - Team 5: We Attempt

Week No.	Bowling Date	Old Avg	Old HDCP	HDCP				HDCP		---Average Change---			High Game	High Sers	HDCP Game	HDCP Sers	
				-1-	-2-	-3-	Total	Total	Pins	Gms	New	Old					---> +/-
1	09/07/25	bk143	67	104	130	129	363	564	363	3	121.00	- 0.00	= 121.00	130	363	197	564
2	09/14/25	bk143	0				0	0	363	3	121.00	- 121.00	= 0.00	130	363	197	564
3	09/21/25	bk143	67	97	136	145	378	579	741	6	123.50	- 121.00	= 2.50	145	378	212	579
4	09/28/25	123	0				0	0	741	6	123.50	- 123.50	= 0.00	145	378	212	579
5	10/05/25	123	0				0	0	741	6	123.50	- 123.50	= 0.00	145	378	212	579
6	10/12/25	123	0				0	0	741	6	123.50	- 123.50	= 0.00	145	378	212	579
7	10/19/25	123	87	178	173	156	507	768	1248	9	138.67	- 123.50	= 15.17	178	507	265	768
8	10/26/25	138	0				0	0	1248	9	138.67	- 138.67	= 0.00	178	507	265	768
9	11/02/25	138	72	145	140	143	428	644	1676	12	139.67	- 138.67	= 1.00	178	507	265	768
10	11/09/25	139	0				0	0	1676	12	139.67	- 139.67	= 0.00	178	507	265	768
11	11/16/25	139	71	181	147	177	505	718	2181	15	145.40	- 139.67	= 5.73	181	507	265	768
12	11/23/25	145	0				0	0	2181	15	145.40	- 145.40	= 0.00	181	507	265	768
13	11/30/25	145	65	138	157	126	421	616	2602	18	144.56	- 145.40	= -0.84	181	507	265	768
14	12/07/25	144	0				0	0	2602	18	144.56	- 144.56	= 0.00	181	507	265	768
15	12/14/25	144	66	149	127	124	400	598	3002	21	142.95	- 144.56	= -1.60	181	507	265	768

End of 1st split

16	12/21/25	142	68	114	116	169	399	603	3401	24	141.71	- 142.95	= -1.24	181	507	265	768
17	01/04/26	141	69	154	165	145	464	671	3865	27	143.15	- 141.71	= 1.44	181	507	265	768
18	01/11/26	143	0				0	0	3865	27	143.15	- 143.15	= 0.00	181	507	265	768
19	01/18/26	143	67	152	117	161	430	631	4295	30	143.17	- 143.15	= 0.02	181	507	265	768
20	01/25/26	143	0				0	0	4295	30	143.17	- 143.17	= 0.00	181	507	265	768
21	02/01/26	143	67	151	129	114	394	595	4689	33	142.09	- 143.17	= -1.08	181	507	265	768
22	02/08/26	142	0				0	0	4689	33	142.09	- 142.09	= 0.00	181	507	265	768
23	02/15/26	142	68	225	161	127	513	717	5202	36	144.50	- 142.09	= 2.41	225	513	293	768
24	02/22/26	144	0				0	0	5202	36	144.50	- 144.50	= 0.00	225	513	293	768
25	03/01/26	144	66	136	133	167	436	634	5638	39	144.56	- 144.50	= 0.06	225	513	293	768
26	03/08/26	144	0				0	0	5638	39	144.56	- 144.56	= 0.00	225	513	293	768
27	03/15/26	144	66	166	156	123	445	643	6083	42	144.83	- 144.56	= 0.27	225	513	293	768
28	03/22/26	144	66	148	126	127	401	599	6484	45	144.09	- 144.83	= -0.74	225	513	293	768
29	03/29/26	144	66	166	158	144	468	666	6952	48	144.83	- 144.09	= 0.74	225	513	293	768
30	04/12/26	bk144	66				0	0	6952	48	144.83	- 144.83	= 0.00	225	513	293	768

End of 2nd split

<u><100</u>	<u>100's</u>	<u>125's</u>	<u>150's</u>	<u>175's</u>	<u>200's</u>	<u>225's</u>	<u>250's</u>	<u>275's</u>	<u>300's</u>
1	7	21	15	3		1			
<u><400</u>	<u>400's</u>	<u>450's</u>	<u>500's</u>	<u>550's</u>	<u>600's</u>	<u>650's</u>	<u>700's</u>	<u>750's</u>	<u>800's</u>
4	7	2	3						
<u>Avg of Game 1</u>			<u>Avg of Game 2</u>			<u>Avg of Game 3</u>			
150.25			141.94			142.31			

High game of **225** on week **23** High series of **513** on week **23** High average of **145.40** after bowling week **11**
 Low game of **97** on week **3** Low series of **363** on week **1** Low average of **121.00** after bowling week **1**

High Scores by Game

Game #1: **225** on week **23** Game #2: **173** on week **7** Game #3: **177** on week **11**

Town & Country 2025-26

Sunday 6:30 pm

Big Apple Fun Center

Lanes 3 - 8

Note: This report includes information through April 12 which is Week 30 of 31

