

# Town & Country 2023-24

Note: This report includes information through April 14 which is Week 31 of 31

## Team 4: Bat Split Crazy

Name	Avg HDCP		Pins Gms		True Average	To Raise Avg +1	High Game	High Sers	HDCP Game	HDCP Sers	Most Improved Avg +/-	
Chris Flodine	138	72	7909	57	138.75	431	201	545	275	767	132	+6.75
Cindy Gibbons	145	65	7859	54	145.54	463	193	534	259	732	136	+9.54
Michelle L. Limbach	179	31	16146	90	179.40	594	236	644	267	740	182	-2.60
David D. Hibberd	180	30	16777	93	180.40	599	268	661	308	781	178	+2.40
Kira L. Hancock	130	80	7808	60	130.13	445	215	490	323	814	131	-0.87

## Team History

Week No.	Bowling Date	Opp. Team	-1-	-2-	-3-	Total	Avg p/gm	Last Wk WON	Last Wk Lost	Points Won	Points Lost	High Game	High Sers	HDCP Game	HDCP Sers
1	08/20/23	3	584	625	578	1787	595	0	4	0	4	625	1787	820	2372
2	08/27/23	5	585	586	647	1818	600	0	4	0	8	647	1818	841	2400
3	09/10/23	5	546	646	581	1773	597	1	3	1	11	647	1818	858	2409
4	09/17/23	1	634	648	749	2031	617	3	1	4	12	749	2031	1005	2799
5	09/24/23	2	637	585	632	1854	617	3	1	7	13	749	2031	1005	2799
6	10/01/23	5	572	715	725	2012	626	4	0	11	13	749	2031	1005	2799
7	10/08/23	3	631	635	586	1852	625	1	3	12	16	749	2031	1005	2799
8	10/15/23	1	687	649	630	1966	628	3	1	15	17	749	2031	1005	2799
9	10/22/23	2	657	625	574	1856	627	4	0	19	17	749	2031	1005	2799
10	10/29/23	6	669	580	623	1872	627	4	0	23	17	749	2031	1005	2799
11	11/05/23	3	611	626	692	1929	628	4	0	27	17	749	2031	1005	2799
12	11/12/23	5	674	566	612	1852	627	3	1	30	18	749	2031	1005	2799
13	11/19/23	6	727	616	617	1960	629	2	2	32	20	749	2031	1005	2799
14	11/26/23	1	595	639	615	1849	628	0	4	32	24	749	2031	1005	2799
15	12/03/23	5	612	581	542	1735	625	0	4	32	28	749	2031	1005	2799

### End of 1st split

16	12/10/23	2	696	664	631	1991	627	4	0	4	0	749	2031	1005	2799
17	12/17/23	5	644	607	575	1826	626	1	3	5	3	749	2031	1005	2799
18	01/07/24	3	654	666	615	1935	627	3	1	8	4	749	2031	1005	2799
19	01/14/24	1	669	651	637	1957	629	0	4	8	8	749	2031	1005	2799
20	01/21/24	2	645	590	635	1870	628	4	0	12	8	749	2031	1005	2799
21	01/28/24	6	695	635	701	2031	631	3	1	15	9	749	2031	1005	2799
22	02/04/24	3	672	721	686	2079	633	4	0	19	9	749	2079	1005	2799
23	02/11/24	5	595	668	603	1866	633	2	2	21	11	749	2079	1005	2799
24	02/18/24	6	672	579	712	1963	634	3	1	24	12	749	2079	1005	2799
25	02/25/24	1	657	672	626	1955	634	0	4	24	16	749	2079	1005	2799
26	03/03/24	2	601	582	637	1820	633	2	2	26	18	749	2079	1005	2799
27	03/10/24	5	666	743	681	2090	636	3	1	29	19	749	2090	1005	2799
28	03/17/24	3	736	625	628	1989	637	2½	1½	31½	20½	749	2090	1005	2799
29	03/24/24	1	626	699	640	1965	637	3	1	34½	21½	749	2090	1005	2799
30	04/07/24	1	624	592	661	1877	637	3	1	37½	22½	749	2090	1005	2799

### End of 2nd split

31	04/14/24	3	589	678	620	1887	637	3	1	3	1	749	2090	1005	2799
----	----------	---	-----	-----	-----	------	-----	---	---	---	---	-----	------	------	------

### End of 3rd split

# Town & Country 2023-24

Note: This report includes information through April 14 which is Week 31 of 31

## Christopher D. Flodine's Bowling Record - Team 4: Bat Split Crazy

Week No.	Bowling Date	Old Avg	Old HDCP	---Average Change---			Total	HDCP Total	Pins Gms		New - Old ---> +/-			High Game	High Sers	HDCP Game	HDCP Sers
				-1-	-2-	-3-			Total	Total							
1	08/20/23	bk134	76	113	142	130	385	613	385	3	128.33	- 0.00	= 128.33	142	385	218	613
2	08/27/23	bk134	0				0	0	385	3	128.33	- 128.33	= 0.00	142	385	218	613
3	09/10/23	bk134	76	125	131	135	391	619	776	6	129.33	- 128.33	= 1.00	142	391	218	619
4	09/17/23	129	0				0	0	776	6	129.33	- 129.33	= 0.00	142	391	218	619
5	09/24/23	129	81	113	108	158	379	622	1155	9	128.33	- 129.33	= -1.00	158	391	239	622
6	10/01/23	128	82	105	149	126	380	626	1535	12	127.92	- 128.33	= -0.42	158	391	239	626
7	10/08/23	127	83	143	116	145	404	653	1939	15	129.27	- 127.92	= 1.35	158	404	239	653
8	10/15/23	129	0				0	0	1939	15	129.27	- 129.27	= 0.00	158	404	239	653
9	10/22/23	129	81	173	152	126	451	694	2390	18	132.78	- 129.27	= 3.51	173	451	254	694
10	10/29/23	132	0				0	0	2390	18	132.78	- 132.78	= 0.00	173	451	254	694
11	11/05/23	132	78	117	131	136	384	618	2774	21	132.10	- 132.78	= -0.68	173	451	254	694
12	11/12/23	132	0				0	0	2774	21	132.10	- 132.10	= 0.00	173	451	254	694
13	11/19/23	132	78	181	123	133	437	671	3211	24	133.79	- 132.10	= 1.70	181	451	259	694
14	11/26/23	133	0				0	0	3211	24	133.79	- 133.79	= 0.00	181	451	259	694
15	12/03/23	133	77	161	133	126	420	651	3631	27	134.48	- 133.79	= 0.69	181	451	259	694

### End of 1st split

16	12/10/23	134	76	146	114	156	416	644	4047	30	134.90	- 134.48	= 0.42	181	451	259	694
17	12/17/23	134	0				0	0	4047	30	134.90	- 134.90	= 0.00	181	451	259	694
18	01/07/24	134	76	134	117	111	362	590	4409	33	133.61	- 134.90	= -1.29	181	451	259	694
19	01/14/24	133	0				0	0	4409	33	133.61	- 133.61	= 0.00	181	451	259	694
20	01/21/24	133	77	136	149	164	449	680	4858	36	134.94	- 133.61	= 1.34	181	451	259	694
21	01/28/24	134	76	155	156	158	469	697	5327	39	136.59	- 134.94	= 1.65	181	469	259	697
22	02/04/24	136	74	161	183	201	545	767	5872	42	139.81	- 136.59	= 3.22	201	545	275	767
23	02/11/24	139	71	126	149	94	369	582	6241	45	138.69	- 139.81	= -1.12	201	545	275	767
24	02/18/24	138	0				0	0	6241	45	138.69	- 138.69	= 0.00	201	545	275	767
25	02/25/24	138	0				0	0	6241	45	138.69	- 138.69	= 0.00	201	545	275	767
26	03/03/24	138	72	130	135	172	437	653	6678	48	139.13	- 138.69	= 0.44	201	545	275	767
27	03/10/24	139	0				0	0	6678	48	139.13	- 139.13	= 0.00	201	545	275	767
28	03/17/24	139	0				0	0	6678	48	139.13	- 139.13	= 0.00	201	545	275	767
29	03/24/24	139	71	112	132	165	409	622	7087	51	138.96	- 139.13	= -0.16	201	545	275	767
30	04/07/24	138	72	139	143	160	442	658	7529	54	139.43	- 138.96	= 0.47	201	545	275	767

### End of 2nd split

31	04/14/24	139	71	130	120	130	380	593	7909	57	138.75	- 139.43	= -0.67	201	545	275	767
----	----------	-----	----	-----	-----	-----	-----	-----	------	----	--------	----------	---------	-----	-----	-----	-----

### End of 3rd split

<u>&lt;100</u>	<u>100's</u>	<u>125's</u>	<u>150's</u>	<u>175's</u>	<u>200's</u>	<u>225's</u>	<u>250's</u>	<u>275's</u>	<u>300's</u>
1	12	28	13	2	1				
<u>&lt;400</u>	<u>400's</u>	<u>450's</u>	<u>500's</u>	<u>550's</u>	<u>600's</u>	<u>650's</u>	<u>700's</u>	<u>750's</u>	<u>800's</u>
8	8	2	1						
<u>Avg of Game 1</u>			<u>Avg of Game 2</u>			<u>Avg of Game 3</u>			
136.84			135.95			143.47			

High game of 201 on week 22      High series of 545 on week 22      High average of 139.81 after bowling week 22  
 Low game of 94 on week 23      Low series of 362 on week 18      Low average of 127.92 after bowling week 6

#### High Scores by Game

Game #1: 181 on week 13    Game #2: 183 on week 22    Game #3: 201 on week 22

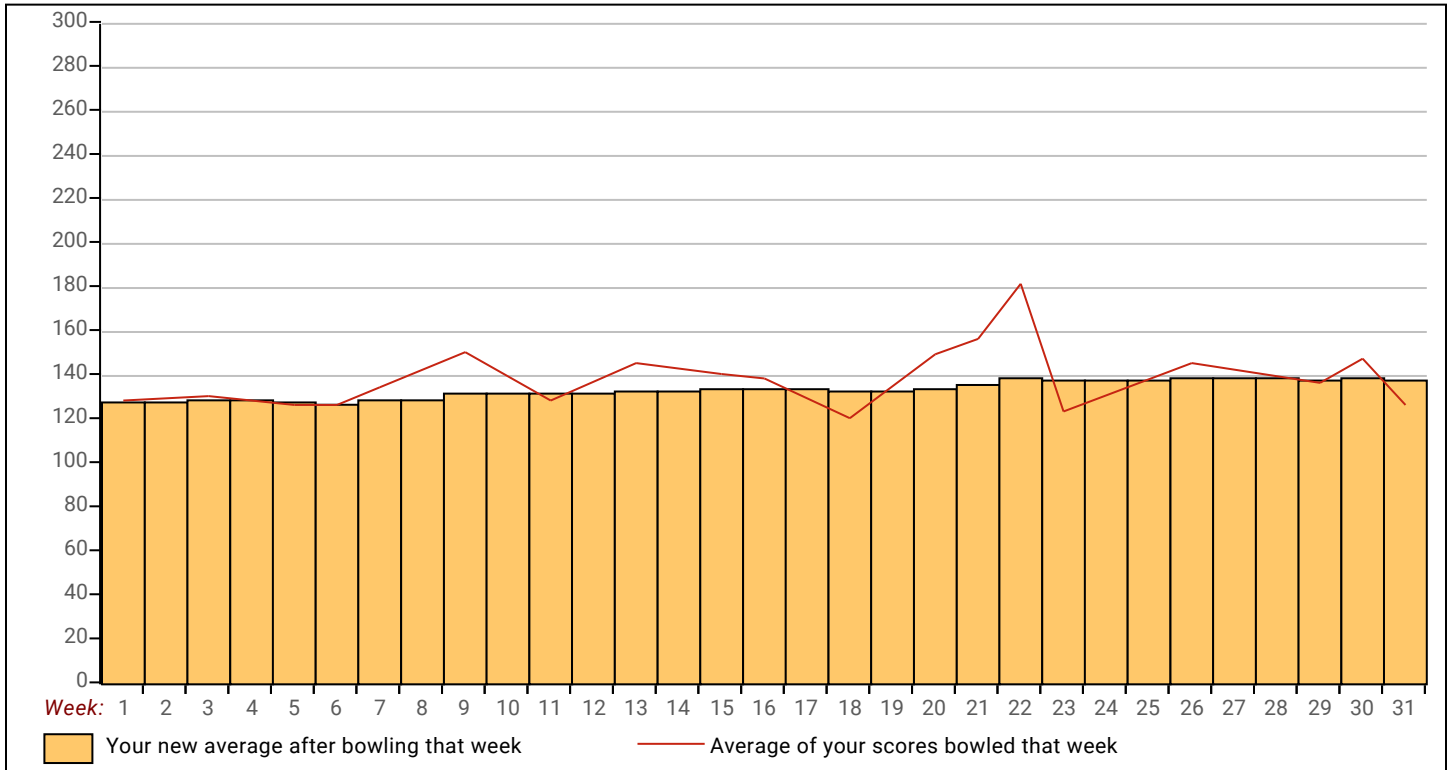
# Town & Country 2023-24

Sunday 6:30 pm

**Big Apple Fun Center**

Lanes 3 - 8

Note: This report includes information through April 14 which is Week 31 of 31



# Town & Country 2023-24

Note: This report includes information through April 14 which is Week 31 of 31

## Cynthia A. Gibbons's Bowling Record - Team 4: Bat Split Crazy

Week No.	Bowling Date	Old Avg	Old HDCP	Old				HDCP		Pins Gms		---Average Change---			High Game	High Sers	HDCP Game	HDCP Sers	
				-1-	-2-	-3-	Total	Total			New - Old	---> +/-							
1	08/20/23	bk145	65	152	122	137	411	606	411	3	137.00	-	0.00	=	137.00	152	411	217	606
2	08/27/23	bk145	65	135	140	143	418	613	829	6	138.17	-	137.00	=	1.17	152	418	217	613
3	09/10/23	138	72	108	106	125	339	555	1168	9	129.78	-	138.17	=	-8.39	152	418	217	613
4	09/17/23	129	81	152	136	161	449	692	1617	12	134.75	-	129.78	=	4.97	161	449	242	692
5	09/24/23	134	76	137	121	132	390	618	2007	15	133.80	-	134.75	=	-0.95	161	449	242	692
6	10/01/23	133	0				0	0	2007	15	133.80	-	133.80	=	0.00	161	449	242	692
7	10/08/23	133	77	144	152	137	433	664	2440	18	135.56	-	133.80	=	1.76	161	449	242	692
8	10/15/23	135	75	126	143	157	426	651	2866	21	136.48	-	135.56	=	0.92	161	449	242	692
9	10/22/23	136	74	167	146	165	478	700	3344	24	139.33	-	136.48	=	2.86	167	478	242	700
10	10/29/23	139	71	a129	a129	a129	387	600	3344	24	139.33	-	139.33	=	0.00	167	478	242	700
11	11/05/23	139	71	146	151	166	463	676	3807	27	141.00	-	139.33	=	1.67	167	478	242	700
12	11/12/23	141	69	155	137	157	449	656	4256	30	141.87	-	141.00	=	0.87	167	478	242	700
13	11/19/23	141	69	a131	a131	a131	393	600	4256	30	141.87	-	141.87	=	0.00	167	478	242	700
14	11/26/23	141	69	151	143	170	464	671	4720	33	143.03	-	141.87	=	1.16	170	478	242	700
15	12/03/23	143	67	133	156	146	435	636	5155	36	143.19	-	143.03	=	0.16	170	478	242	700

### End of 1st split

16	12/10/23	143	67	146	147	151	444	645	5599	39	143.56	-	143.19	=	0.37	170	478	242	700
17	12/17/23	143	67	a133	a133	a133	399	600	5599	39	143.56	-	143.56	=	0.00	170	478	242	700
18	01/07/24	143	67	167	137	157	461	662	6060	42	144.29	-	143.56	=	0.72	170	478	242	700
19	01/14/24	144	0				0	0	6060	42	144.29	-	144.29	=	0.00	170	478	242	700
20	01/21/24	144	0				0	0	6060	42	144.29	-	144.29	=	0.00	170	478	242	700
21	01/28/24	144	0				0	0	6060	42	144.29	-	144.29	=	0.00	170	478	242	700
22	02/04/24	144	66	a134	a134	a134	402	600	6060	42	144.29	-	144.29	=	0.00	170	478	242	700
23	02/11/24	144	0				0	0	6060	42	144.29	-	144.29	=	0.00	170	478	242	700
24	02/18/24	144	0				0	0	6060	42	144.29	-	144.29	=	0.00	170	478	242	700
25	02/25/24	144	0				0	0	6060	42	144.29	-	144.29	=	0.00	170	478	242	700
26	03/03/24	144	0				0	0	6060	42	144.29	-	144.29	=	0.00	170	478	242	700
27	03/10/24	144	66	159	193	182	534	732	6594	45	146.53	-	144.29	=	2.25	193	534	259	732
28	03/17/24	146	64	163	112	141	416	608	7010	48	146.04	-	146.53	=	-0.49	193	534	259	732
29	03/24/24	146	64	139	151	117	407	599	7417	51	145.43	-	146.04	=	-0.61	193	534	259	732
30	04/07/24	145	0				0	0	7417	51	145.43	-	145.43	=	0.00	193	534	259	732

### End of 2nd split

31	04/14/24	145	65	115	169	158	442	637	7859	54	145.54	-	145.43	=	0.11	193	534	259	732
----	----------	-----	----	-----	-----	-----	-----	-----	------	----	--------	---	--------	---	------	-----	-----	-----	-----

### End of 3rd split

<u>&lt;100</u>	<u>100's</u>	<u>125's</u>	<u>150's</u>	<u>175's</u>	<u>200's</u>	<u>225's</u>	<u>250's</u>	<u>275's</u>	<u>300's</u>
	7	23	22	2					
<u>&lt;400</u>	<u>400's</u>	<u>450's</u>	<u>500's</u>	<u>550's</u>	<u>600's</u>	<u>650's</u>	<u>700's</u>	<u>750's</u>	<u>800's</u>
2	11	4	1						

<u>Avg of Game 1</u>	<u>Avg of Game 2</u>	<u>Avg of Game 3</u>
144.17	142.33	150.11

High game of 193 on week 27 High series of 534 on week 27 High average of 146.53 after bowling week 27  
 Low game of 106 on week 3 Low series of 339 on week 3 Low average of 129.78 after bowling week 3

#### High Scores by Game

Game #1: 167 on week 9 Game #2: 193 on week 27 Game #3: 182 on week 27

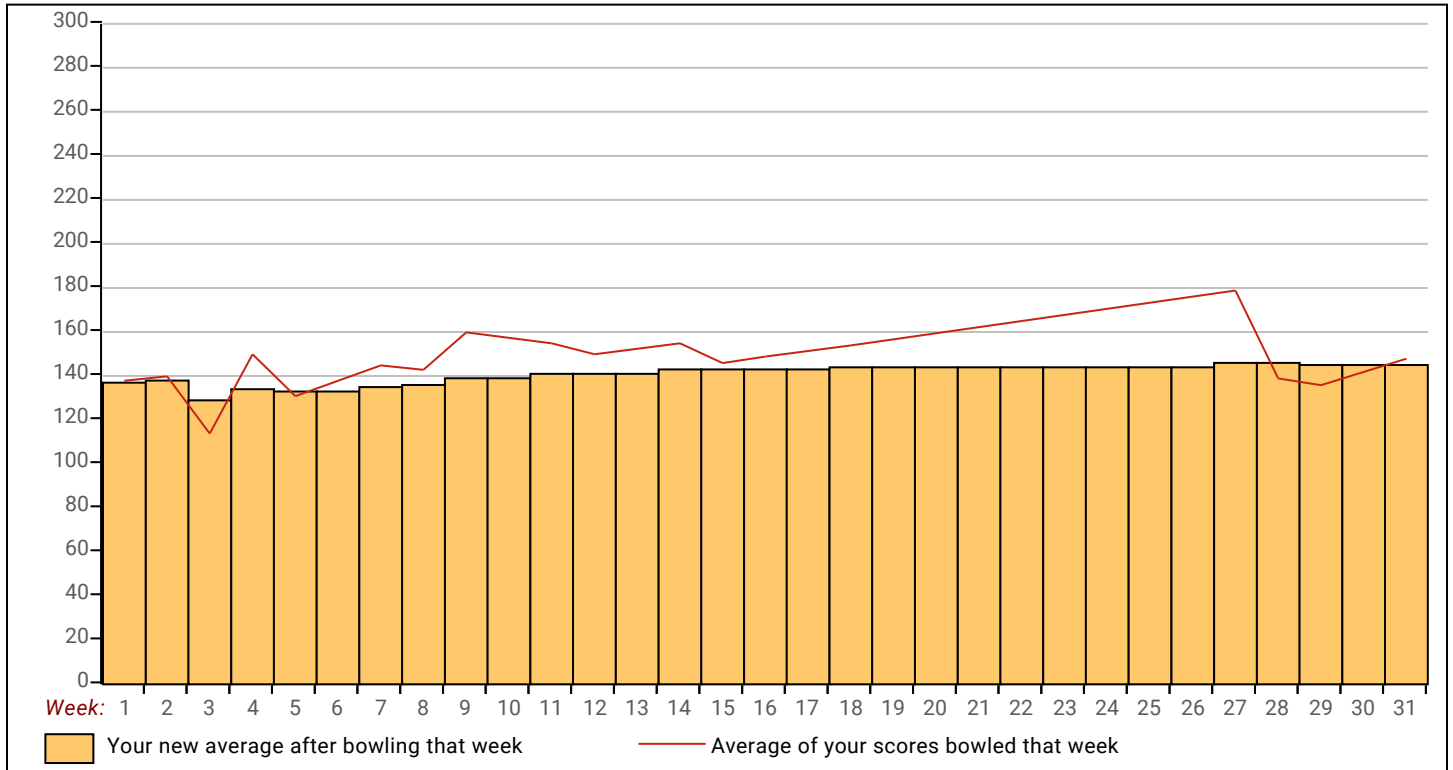
# Town & Country 2023-24

Sunday 6:30 pm

Big Apple Fun Center

Lanes 3 - 8

Note: This report includes information through April 14 which is Week 31 of 31



# Town & Country 2023-24

Note: This report includes information through April 14 which is Week 31 of 31

## Michelle L. Limbach's Bowling Record - Team 4: Bat Split Crazy

Week No.	Bowling Date	Old Avg	Old HDCP	HDCP				HDCP		---Average Change---			High Game	High Sers	HDCP Game	HDCP Sers			
				-1-	-2-	-3-	Total	Total	Pins	Gms	New	Old					+/-		
1	08/20/23	bk183	27	161	189	166	516	597	516	3	172.00	-	0.00	=	172.00	189	516	216	597
2	08/27/23	bk183	27	198	226	203	627	708	1143	6	190.50	-	172.00	=	18.50	226	627	253	708
3	09/10/23	190	20	178	209	187	574	634	1717	9	190.78	-	190.50	=	0.28	226	627	253	708
4	09/17/23	190	20	203	166	169	538	598	2255	12	187.92	-	190.78	=	-2.86	226	627	253	708
5	09/24/23	187	23	186	200	162	548	617	2803	15	186.87	-	187.92	=	-1.05	226	627	253	708
6	10/01/23	186	24	159	192	184	535	607	3338	18	185.44	-	186.87	=	-1.42	226	627	253	708
7	10/08/23	185	25	173	190	135	498	573	3836	21	182.67	-	185.44	=	-2.78	226	627	253	708
8	10/15/23	182	28	202	176	167	545	629	4381	24	182.54	-	182.67	=	-0.12	226	627	253	708
9	10/22/23	182	0				0	0	4381	24	182.54	-	182.54	=	0.00	226	627	253	708
10	10/29/23	182	28	224	193	168	585	669	4966	27	183.93	-	182.54	=	1.38	226	627	253	708
11	11/05/23	183	27	165	139	188	492	573	5458	30	181.93	-	183.93	=	-1.99	226	627	253	708
12	11/12/23	181	29	200	197	162	559	646	6017	33	182.33	-	181.93	=	0.40	226	627	253	708
13	11/19/23	182	28	193	196	198	587	671	6604	36	183.44	-	182.33	=	1.11	226	627	253	708
14	11/26/23	183	27	152	221	154	527	608	7131	39	182.85	-	183.44	=	-0.60	226	627	253	708
15	12/03/23	182	28	150	148	126	424	508	7555	42	179.88	-	182.85	=	-2.97	226	627	253	708

### End of 1st split

16	12/10/23	179	31	236	169	164	569	662	8124	45	180.53	-	179.88	=	0.65	236	627	267	708
17	12/17/23	180	30	192	169	168	529	619	8653	48	180.27	-	180.53	=	-0.26	236	627	267	708
18	01/07/24	180	30	171	178	170	519	609	9172	51	179.84	-	180.27	=	-0.43	236	627	267	708
19	01/14/24	179	31	211	187	160	558	651	9730	54	180.19	-	179.84	=	0.34	236	627	267	708
20	01/21/24	180	30	178	179	178	535	625	10265	57	180.09	-	180.19	=	-0.10	236	627	267	708
21	01/28/24	180	30	195	172	189	556	646	10821	60	180.35	-	180.09	=	0.26	236	627	267	708
22	02/04/24	180	30	132	202	181	515	605	11336	63	179.94	-	180.35	=	-0.41	236	627	267	708
23	02/11/24	179	31	168	172	181	521	614	11857	66	179.65	-	179.94	=	-0.28	236	627	267	708
24	02/18/24	179	31	183	147	179	509	602	12366	69	179.22	-	179.65	=	-0.43	236	627	267	708
25	02/25/24	179	31	184	181	145	510	603	12876	72	178.83	-	179.22	=	-0.38	236	627	267	708
26	03/03/24	178	32	155	167	157	479	575	13355	75	178.07	-	178.83	=	-0.77	236	627	267	708
27	03/10/24	178	32	191	178	178	547	643	13902	78	178.23	-	178.07	=	0.16	236	627	267	708
28	03/17/24	178	32	214	139	167	520	616	14422	81	178.05	-	178.23	=	-0.18	236	627	267	708
29	03/24/24	178	32	215	233	196	644	740	15066	84	179.36	-	178.05	=	1.31	236	644	267	740
30	04/07/24	179	31	145	193	216	554	647	15620	87	179.54	-	179.36	=	0.18	236	644	267	740

### End of 2nd split

31	04/14/24	179	31	182	188	156	526	619	16146	90	179.40	-	179.54	=	-0.14	236	644	267	740
----	----------	-----	----	-----	-----	-----	-----	-----	-------	----	--------	---	--------	---	-------	-----	-----	-----	-----

### End of 3rd split

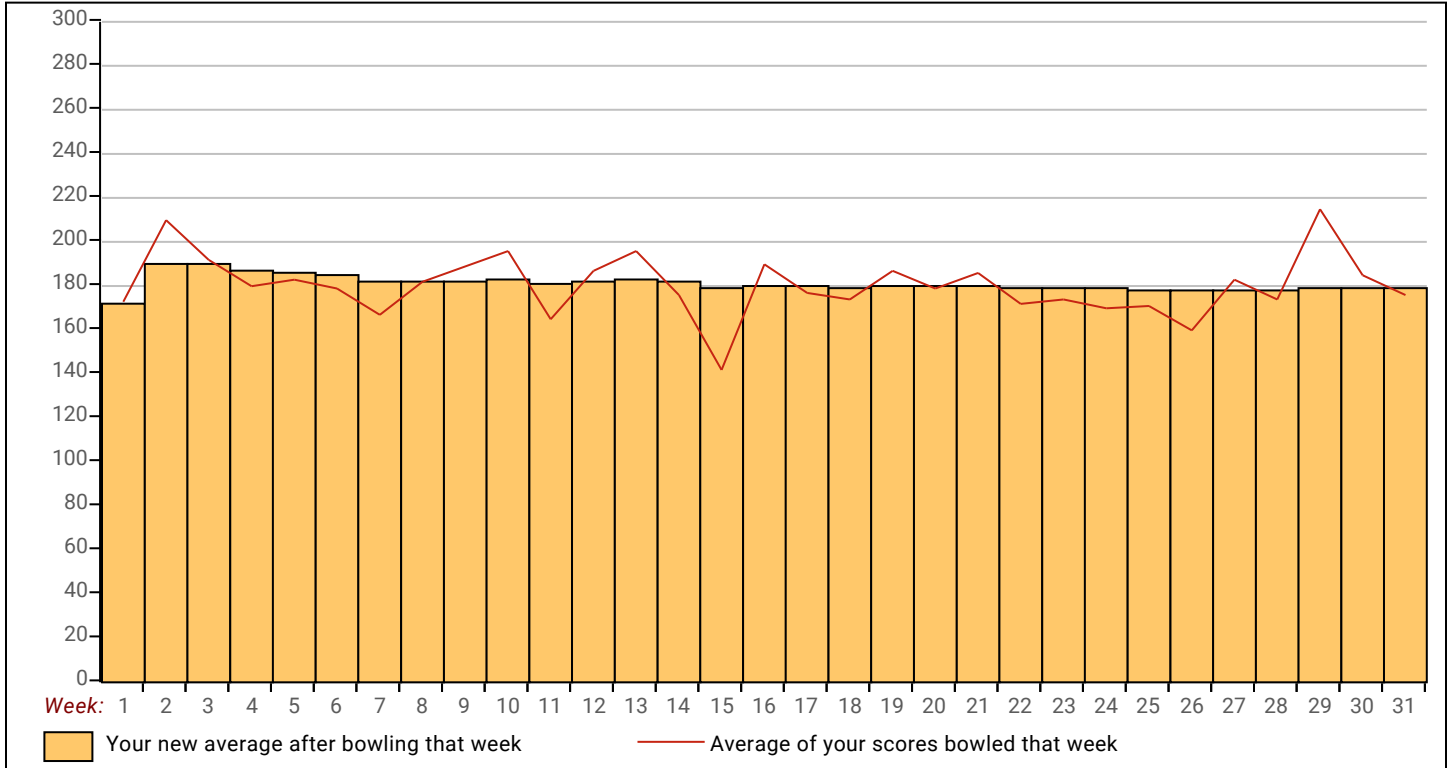
<u>&lt;100</u>	<u>100's</u>	<u>125's</u>	<u>150's</u>	<u>175's</u>	<u>200's</u>	<u>225's</u>	<u>250's</u>	<u>275's</u>	<u>300's</u>
		9	29	36	13	3			
<u>&lt;400</u>	<u>400's</u>	<u>450's</u>	<u>500's</u>	<u>550's</u>	<u>600's</u>	<u>650's</u>	<u>700's</u>	<u>750's</u>	<u>800's</u>
	1	3	16	8	2				
<u>Avg of Game 1</u>			<u>Avg of Game 2</u>			<u>Avg of Game 3</u>			
183.20			183.20			171.80			

High game of 236 on week 16      High series of 644 on week 29      High average of 190.78 after bowling week 3  
 Low game of 126 on week 15      Low series of 424 on week 15      Low average of 172.00 after bowling week 1

#### High Scores by Game

Game #1: 236 on week 16    Game #2: 233 on week 29    Game #3: 216 on week 30

Note: This report includes information through April 14 which is Week 31 of 31



# Town & Country 2023-24

Note: This report includes information through April 14 which is Week 31 of 31

## David D. Hibberd's Bowling Record - Team 4: Bat Split Crazy

Week No.	Bowling Date	Old Avg	Old HDCP	Old				HDCP		Pins Gms		---Average Change---			High Game	High Sers	HDCP Game	HDCP Sers	
				-1-	-2-	-3-	Total	Total	Total	New	Old	+/-							
1	08/20/23	bk183	27	158	172	145	475	556	475	3	158.33	-	0.00	=	158.33	172	475	199	556
2	08/27/23	bk183	27	184	139	203	526	607	1001	6	166.83	-	158.33	=	8.50	203	526	230	607
3	09/10/23	166	44	135	200	134	469	601	1470	9	163.33	-	166.83	=	-3.50	203	526	244	607
4	09/17/23	163	47	148	202	204	554	695	2024	12	168.67	-	163.33	=	5.33	204	554	251	695
5	09/24/23	168	42	201	156	180	537	663	2561	15	170.73	-	168.67	=	2.07	204	554	251	695
6	10/01/23	170	40	179	214	268	661	781	3222	18	179.00	-	170.73	=	8.27	268	661	308	781
7	10/08/23	179	31	171	177	169	517	610	3739	21	178.05	-	179.00	=	-0.95	268	661	308	781
8	10/15/23	178	32	225	209	150	584	680	4323	24	180.13	-	178.05	=	2.08	268	661	308	781
9	10/22/23	180	30	152	201	167	520	610	4843	27	179.37	-	180.13	=	-0.75	268	661	308	781
10	10/29/23	179	31	171	158	167	496	589	5339	30	177.97	-	179.37	=	-1.40	268	661	308	781
11	11/05/23	177	33	183	205	202	590	689	5929	33	179.67	-	177.97	=	1.70	268	661	308	781
12	11/12/23	179	31	187	115	191	493	586	6422	36	178.39	-	179.67	=	-1.28	268	661	308	781
13	11/19/23	178	32	222	166	155	543	639	6965	39	178.59	-	178.39	=	0.20	268	661	308	781
14	11/26/23	178	32	171	147	167	485	581	7450	42	177.38	-	178.59	=	-1.21	268	661	308	781
15	12/03/23	177	33	168	144	144	456	555	7906	45	175.69	-	177.38	=	-1.69	268	661	308	781

### End of 1st split

16	12/10/23	175	35	168	234	160	562	667	8468	48	176.42	-	175.69	=	0.73	268	661	308	781
17	12/17/23	176	34	176	198	172	546	648	9014	51	176.75	-	176.42	=	0.33	268	661	308	781
18	01/07/24	176	34	182	234	177	593	695	9607	54	177.91	-	176.75	=	1.16	268	661	308	781
19	01/14/24	177	33	157	169	148	474	573	10081	57	176.86	-	177.91	=	-1.05	268	661	308	781
20	01/21/24	176	34	175	161	180	516	618	10597	60	176.62	-	176.86	=	-0.24	268	661	308	781
21	01/28/24	176	34	182	175	183	540	642	11137	63	176.78	-	176.62	=	0.16	268	661	308	781
22	02/04/24	176	34	245	202	170	617	719	11754	66	178.09	-	176.78	=	1.31	268	661	308	781
23	02/11/24	178	32	181	232	184	597	693	12351	69	179.00	-	178.09	=	0.91	268	661	308	781
24	02/18/24	179	31	168	191	199	558	651	12909	72	179.29	-	179.00	=	0.29	268	661	308	781
25	02/25/24	179	31	170	193	160	523	616	13432	75	179.09	-	179.29	=	-0.20	268	661	308	781
26	03/03/24	179	31	180	162	210	552	645	13984	78	179.28	-	179.09	=	0.19	268	661	308	781
27	03/10/24	179	31	188	228	170	586	679	14570	81	179.88	-	179.28	=	0.59	268	661	308	781
28	03/17/24	179	31	224	226	173	623	716	15193	84	180.87	-	179.88	=	0.99	268	661	308	781
29	03/24/24	180	30	160	183	162	505	595	15698	87	180.44	-	180.87	=	-0.43	268	661	308	781
30	04/07/24	180	30	200	181	159	540	630	16238	90	180.42	-	180.44	=	-0.01	268	661	308	781

### End of 2nd split

31	04/14/24	180	30	162	201	176	539	629	16777	93	180.40	-	180.42	=	-0.02	268	661	308	781
----	----------	-----	----	-----	-----	-----	-----	-----	-------	----	--------	---	--------	---	-------	-----	-----	-----	-----

### End of 3rd split

<u>&lt;100</u>	<u>100's</u>	<u>125's</u>	<u>150's</u>	<u>175's</u>	<u>200's</u>	<u>225's</u>	<u>250's</u>	<u>275's</u>	<u>300's</u>
	1	9	33	26	16	7	1		
<u>&lt;400</u>	<u>400's</u>	<u>450's</u>	<u>500's</u>	<u>550's</u>	<u>600's</u>	<u>650's</u>	<u>700's</u>	<u>750's</u>	<u>800's</u>
		7	12	9	2	1			
<u>Avg of Game 1</u>			<u>Avg of Game 2</u>			<u>Avg of Game 3</u>			
179.77			186.29			175.13			

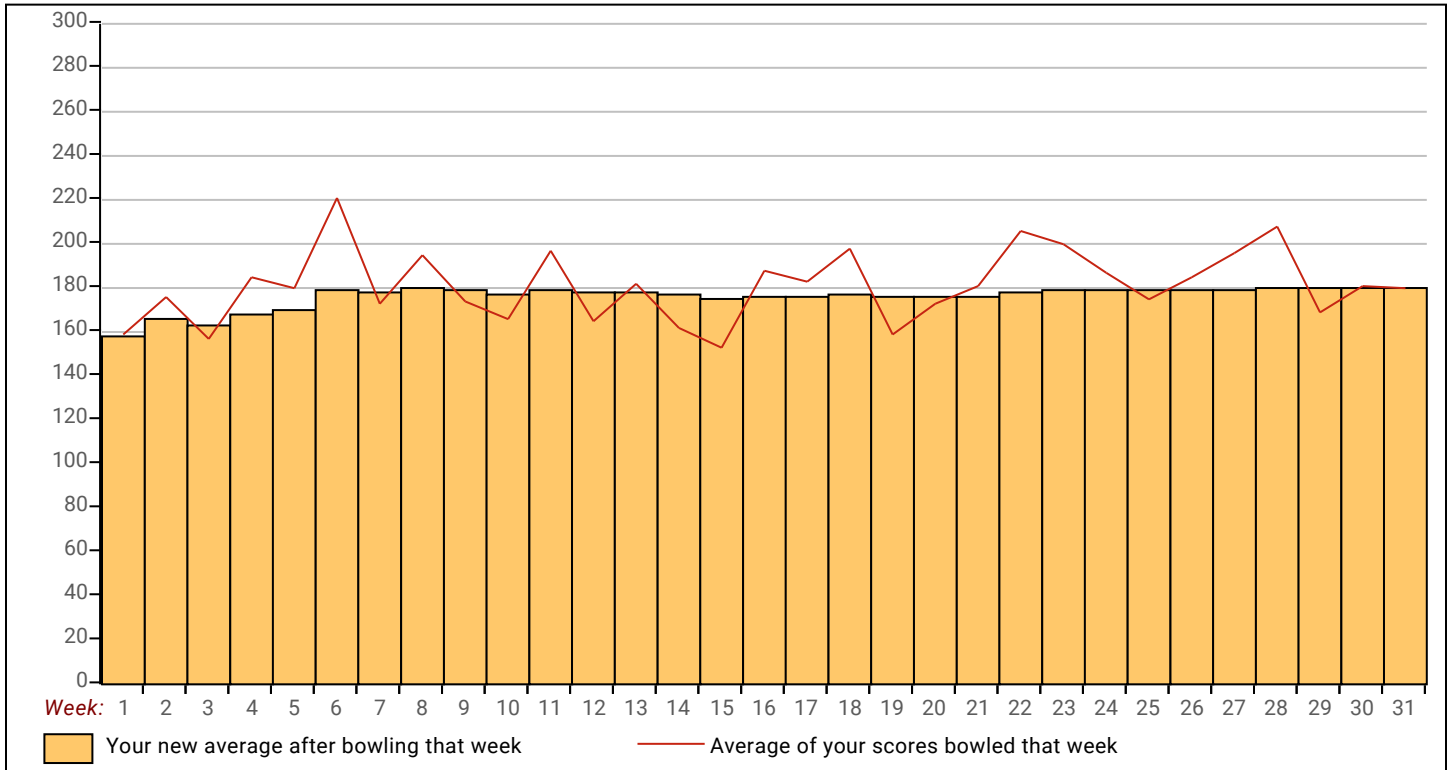
High game of 268 on week 6 High series of 661 on week 6 High average of 180.87 after bowling week 28  
 Low game of 115 on week 12 Low series of 456 on week 15 Low average of 158.33 after bowling week 1

#### High Scores by Game

Game #1: 245 on week 22 Game #2: 234 on week 16 Game #3: 268 on week 6



Note: This report includes information through April 14 which is Week 31 of 31



# Town & Country 2023-24

Note: This report includes information through April 14 which is Week 31 of 31

## Kira L. Hancock's Bowling Record - Team 4: Bat Split Crazy

Week No.	Bowling Date	Old Avg	Old HDCP	---Average Change---				HDCP Total	Pins	Gms	New	Old	+/-	High Game	High Sers	HDCP Game	HDCP Sers		
				-1-	-2-	-3-	Total												
1	08/20/23	bk135	0				0	0	0	0	0.00	=	0.00	0	0				
2	08/27/23	bk135	75	68	81	98	247	472	247	3	82.33	-	0.00	=	82.33	98	247	173	472
3	09/10/23	bk135	75	104	154	112	370	595	617	6	102.83	-	82.33	=	20.50	154	370	229	595
4	09/17/23	102	108	131	144	215	490	814	1107	9	123.00	-	102.83	=	20.17	215	490	323	814
5	09/24/23	123	0				0	0	1107	9	123.00	-	123.00	=	0.00	215	490	323	814
6	10/01/23	123	87	129	160	147	436	697	1543	12	128.58	-	123.00	=	5.58	215	490	323	814
7	10/08/23	128	0				0	0	1543	12	128.58	-	128.58	=	0.00	215	490	323	814
8	10/15/23	128	82	134	121	156	411	657	1954	15	130.27	-	128.58	=	1.68	215	490	323	814
9	10/22/23	130	80	165	126	116	407	647	2361	18	131.17	-	130.27	=	0.90	215	490	323	814
10	10/29/23	131	79	145	100	159	404	641	2765	21	131.67	-	131.17	=	0.50	215	490	323	814
11	11/05/23	131	0				0	0	2765	21	131.67	-	131.67	=	0.00	215	490	323	814
12	11/12/23	131	79	132	117	102	351	588	3116	24	129.83	-	131.67	=	-1.83	215	490	323	814
13	11/19/23	129	0				0	0	3116	24	129.83	-	129.83	=	0.00	215	490	323	814
14	11/26/23	129	81	121	128	124	373	616	3489	27	129.22	-	129.83	=	-0.61	215	490	323	814
15	12/03/23	129	0				0	0	3489	27	129.22	-	129.22	=	0.00	215	490	323	814

### End of 1st split

16	12/10/23	129	0				0	0	3489	27	129.22	-	129.22	=	0.00	215	490	323	814
17	12/17/23	129	81	143	107	102	352	595	3841	30	128.03	-	129.22	=	-1.19	215	490	323	814
18	01/07/24	128	0				0	0	3841	30	128.03	-	128.03	=	0.00	215	490	323	814
19	01/14/24	128	82	165	145	141	451	697	4292	33	130.06	-	128.03	=	2.03	215	490	323	814
20	01/21/24	130	80	156	101	113	370	610	4662	36	129.50	-	130.06	=	-0.56	215	490	323	814
21	01/28/24	129	81	163	132	171	466	709	5128	39	131.49	-	129.50	=	1.99	215	490	323	814
22	02/04/24	131	0				0	0	5128	39	131.49	-	131.49	=	0.00	215	490	323	814
23	02/11/24	131	79	120	115	144	379	616	5507	42	131.12	-	131.49	=	-0.37	215	490	323	814
24	02/18/24	131	79	138	114	131	383	620	5890	45	130.89	-	131.12	=	-0.23	215	490	323	814
25	02/25/24	130	80	132	136	104	372	612	6262	48	130.46	-	130.89	=	-0.43	215	490	323	814
26	03/03/24	130	80	136	118	98	352	592	6614	51	129.69	-	130.46	=	-0.77	215	490	323	814
27	03/10/24	129	81	128	144	151	423	666	7037	54	130.31	-	129.69	=	0.63	215	490	323	814
28	03/17/24	130	80	135	148	147	430	670	7467	57	131.00	-	130.31	=	0.69	215	490	323	814
29	03/24/24	131	0				0	0	7467	57	131.00	-	131.00	=	0.00	215	490	323	814
30	04/07/24	131	79	140	75	126	341	578	7808	60	130.13	-	131.00	=	-0.87	215	490	323	814

### End of 2nd split

31	04/14/24	130	80				0	0	7808	60	130.13	-	130.13	=	0.00	215	490	323	814
----	----------	-----	----	--	--	--	---	---	------	----	--------	---	--------	---	------	-----	-----	-----	-----

### End of 3rd split

<u>&lt;100</u>	<u>100's</u>	<u>125's</u>	<u>150's</u>	<u>175's</u>	<u>200's</u>	<u>225's</u>	<u>250's</u>	<u>275's</u>	<u>300's</u>
5	18	26	10		1				
<u>&lt;400</u>	<u>400's</u>	<u>450's</u>	<u>500's</u>	<u>550's</u>	<u>600's</u>	<u>650's</u>	<u>700's</u>	<u>750's</u>	<u>800's</u>
11	6	3							

<u>Avg of Game 1</u>	<u>Avg of Game 2</u>	<u>Avg of Game 3</u>
134.25	123.30	132.85

High game of 215 on week 4      High series of 490 on week 4      High average of 131.67 after bowling week 10  
 Low game of 68 on week 2      Low series of 247 on week 2      Low average of 82.33 after bowling week 2

#### High Scores by Game

Game #1: 165 on week 9    Game #2: 160 on week 6    Game #3: 215 on week 4

Note: This report includes information through April 14 which is Week 31 of 31

