

Town & Country 2025-26

Note: This report includes information through April 12 which is Week 30 of 31

Team 3: Kidds Korner

Name	Avg HDCP		Pins Gms		True Average	To Raise Avg +1	High Game	High Sers	HDCP Game	HDCP Sers	Most Improved Avg +/-	
Kim L. Hodges	136	74	8185	60	136.42	446	189	481	270	715	125	+11.42
Justin M. Hodges	166	44	9978	60	166.30	543	214	560	268	720	162	+4.30
Bryan L. Hodges	168	42	15189	90	168.77	528	252	602	302	753	150	+18.77
Nick Kidd	188	22	13548	72	188.17	627	288	679	324	787	174	+14.17
Jen Kidd	125	85	5663	45	125.84	385	164	410	256	686	123	+2.84

Team History

Week No.	Bowling Date	Lanes	Opp. Team	-1-	-2-	-3-	Total	Avg p/gm	Last Wk WON	Last Wk Lost	Points Won	Points Lost	High Game	High Sers	HDCP Game	HDCP Sers
1	09/07/25	3-4	4	580	680	677	1937	645	1	3	1	3	680	1937	838	2411
2	09/14/25	7-8	2	542	668	674	1884	636	3	1	4	4	680	1937	838	2411
3	09/21/25	3-4	1	536	613	711	1860	631	1	3	5	7	711	1937	929	2514
4	09/28/25	7-8	5	542	555	502	1599	606	0	4	5	11	711	1937	929	2514
5	10/05/25	5-6	6	760	615	717	2092	624	1	3	6	14	760	2092	961	2695
6	10/12/25	3-4	2	637	497	603	1737	617	1	3	7	17	760	2092	961	2695
7	10/19/25	7-8	4	568	516	536	1620	606	0	4	7	21	760	2092	961	2695
8	10/26/25	5-6	5	566	659	660	1885	608	3	1	10	22	760	2092	961	2695
9	11/02/25	3-4	6	583	674	687	1944	613	3	1	13	23	760	2092	961	2695
10	11/09/25	5-6	1	683	576	782	2041	619	1	3	14	26	782	2092	970	2695
11	11/16/25	3-4	4	671	708	597	1976	623	3	1	17	27	782	2092	970	2753
12	11/23/25	5-6	2	586	621	670	1877	623	0½	3½	17½	30½	782	2092	970	2753
13	11/30/25	7-8	1	611	842	668	2121	630	2	2	19½	32½	842	2121	1023	2753
14	12/07/25	5-6	5	638	643	663	1944	631	4	0	23½	32½	842	2121	1023	2753
15	12/14/25	7-8	1	640	708	662	2010	633	2	2	25½	34½	842	2121	1023	2753

End of 1st split

16	12/21/25	3-4	6	649	694	668	2011	636	1	3	1	3	842	2121	1023	2753
17	01/04/26	7-8	2	643	645	590	1878	635	3	1	4	4	842	2121	1023	2753
18	01/11/26	5-6	4	633	654	668	1955	636	3	1	7	5	842	2121	1023	2753
19	01/18/26	3-4	5	729	744	676	2149	640	4	0	11	5	842	2149	1023	2753
20	01/25/26	7-8	6	692	648	723	2063	643	0	4	11	9	842	2149	1023	2753
21	02/01/26	3-4	1	769	726	737	2232	647	4	0	15	9	842	2232	1023	2753
22	02/08/26	7-8	4	588	715	656	1959	648	1	3	16	12	842	2232	1023	2753
23	02/15/26	3-4	2	639	713	616	1968	648	2	2	18	14	842	2232	1023	2753
24	02/22/26	5-6	1	599	605	604	1808	646	0	4	18	18	842	2232	1023	2753
25	03/01/26	3-4	5	695	754	693	2142	649	4	0	22	18	842	2232	1023	2753
26	03/08/26	7-8	6	656	646	675	1977	649	3	1	25	19	842	2232	1023	2753
27	03/15/26	5-6	2	676	663	681	2020	650	4	0	29	19	842	2232	1023	2753
28	03/22/26	3-4	4	687	647	673	2007	651	3	1	32	20	842	2232	1023	2753
29	03/29/26	7-8	5	705	661	635	2001	651	1	3	33	23	842	2232	1023	2753
30	04/12/26	3-4	1	667	675	713	2055	652	4	0	37	23	842	2232	1023	2753

End of 2nd split

Town & Country 2025-26

Note: This report includes information through April 12 which is Week 30 of 31

Kim L. Hodges's Bowling Record - Team 3: Kidds Korner

Week No.	Bowling Date	Old Avg	Old HDCP	-			Total	HDCP Total	Pins Gms		---Average Change---			High Game	High Sers	HDCP Game	HDCP Sers		
				-1-	-2-	-3-			New	Old	---> +/-								
1	09/07/25	bk144	66	128	176	167	471	669	471	3	157.00	-	0.00	=	157.00	176	471	242	669
2	09/14/25	bk144	66	116	143	102	361	559	832	6	138.67	-	157.00	=	-18.33	176	471	242	669
3	09/21/25	138	0				0	0	832	6	138.67	-	138.67	=	0.00	176	471	242	669
4	09/28/25	138	72	78	86	105	269	485	1101	9	122.33	-	138.67	=	-16.33	176	471	242	669
5	10/05/25	122	88	169	106	140	415	679	1516	12	126.33	-	122.33	=	4.00	176	471	257	679
6	10/12/25	126	84	181	102	144	427	679	1943	15	129.53	-	126.33	=	3.20	181	471	265	679
7	10/19/25	129	81	118	100	118	336	579	2279	18	126.61	-	129.53	=	-2.92	181	471	265	679
8	10/26/25	126	0				0	0	2279	18	126.61	-	126.61	=	0.00	181	471	265	679
9	11/02/25	126	84	127	110	125	362	614	2641	21	125.76	-	126.61	=	-0.85	181	471	265	679
10	11/09/25	125	85	a115	a115	a115	345	600	2641	21	125.76	-	125.76	=	0.00	181	471	265	679
11	11/16/25	125	85	179	124	118	421	676	3062	24	127.58	-	125.76	=	1.82	181	471	265	679
12	11/23/25	127	0				0	0	3062	24	127.58	-	127.58	=	0.00	181	471	265	679
13	11/30/25	127	83	148	169	115	432	681	3494	27	129.41	-	127.58	=	1.82	181	471	265	681
14	12/07/25	129	81	125	121	140	386	629	3880	30	129.33	-	129.41	=	-0.07	181	471	265	681
15	12/14/25	129	0				0	0	3880	30	129.33	-	129.33	=	0.00	181	471	265	681

End of 1st split

16	12/21/25	129	0				0	0	3880	30	129.33	-	129.33	=	0.00	181	471	265	681
17	01/04/26	129	81	117	138	138	393	636	4273	33	129.48	-	129.33	=	0.15	181	471	265	681
18	01/11/26	129	81	144	147	134	425	668	4698	36	130.50	-	129.48	=	1.02	181	471	265	681
19	01/18/26	130	0				0	0	4698	36	130.50	-	130.50	=	0.00	181	471	265	681
20	01/25/26	130	80	130	128	106	364	604	5062	39	129.79	-	130.50	=	-0.71	181	471	265	681
21	02/01/26	129	81	127	189	138	454	697	5516	42	131.33	-	129.79	=	1.54	189	471	270	697
22	02/08/26	131	79	134	155	126	415	652	5931	45	131.80	-	131.33	=	0.47	189	471	270	697
23	02/15/26	131	0				0	0	5931	45	131.80	-	131.80	=	0.00	189	471	270	697
24	02/22/26	131	79	159	140	125	424	661	6355	48	132.40	-	131.80	=	0.60	189	471	270	697
25	03/01/26	132	78	174	173	134	481	715	6836	51	134.04	-	132.40	=	1.64	189	481	270	715
26	03/08/26	134	76	155	147	153	455	683	7291	54	135.02	-	134.04	=	0.98	189	481	270	715
27	03/15/26	135	0				0	0	7291	54	135.02	-	135.02	=	0.00	189	481	270	715
28	03/22/26	135	0				0	0	7291	54	135.02	-	135.02	=	0.00	189	481	270	715
29	03/29/26	135	75	134	141	155	430	655	7721	57	135.46	-	135.02	=	0.44	189	481	270	715
30	04/12/26	bk135	75	140	169	155	464	689	8185	60	136.42	-	135.46	=	0.96	189	481	270	715

End of 2nd split

<u><100</u>	<u>100's</u>	<u>125's</u>	<u>150's</u>	<u>175's</u>	<u>200's</u>	<u>225's</u>	<u>250's</u>	<u>275's</u>	<u>300's</u>
2	15	27	12	4					
<u><400</u>	<u>400's</u>	<u>450's</u>	<u>500's</u>	<u>550's</u>	<u>600's</u>	<u>650's</u>	<u>700's</u>	<u>750's</u>	<u>800's</u>
7	8	5							

<u>Avg of Game 1</u>	<u>Avg of Game 2</u>	<u>Avg of Game 3</u>
139.15	138.20	131.90

High game of 189 on week 21 High series of 481 on week 25 High average of 157.00 after bowling week 1
 Low game of 78 on week 4 Low series of 269 on week 4 Low average of 122.33 after bowling week 4

High Scores by Game

Game #1: 181 on week 6 Game #2: 189 on week 21 Game #3: 167 on week 1

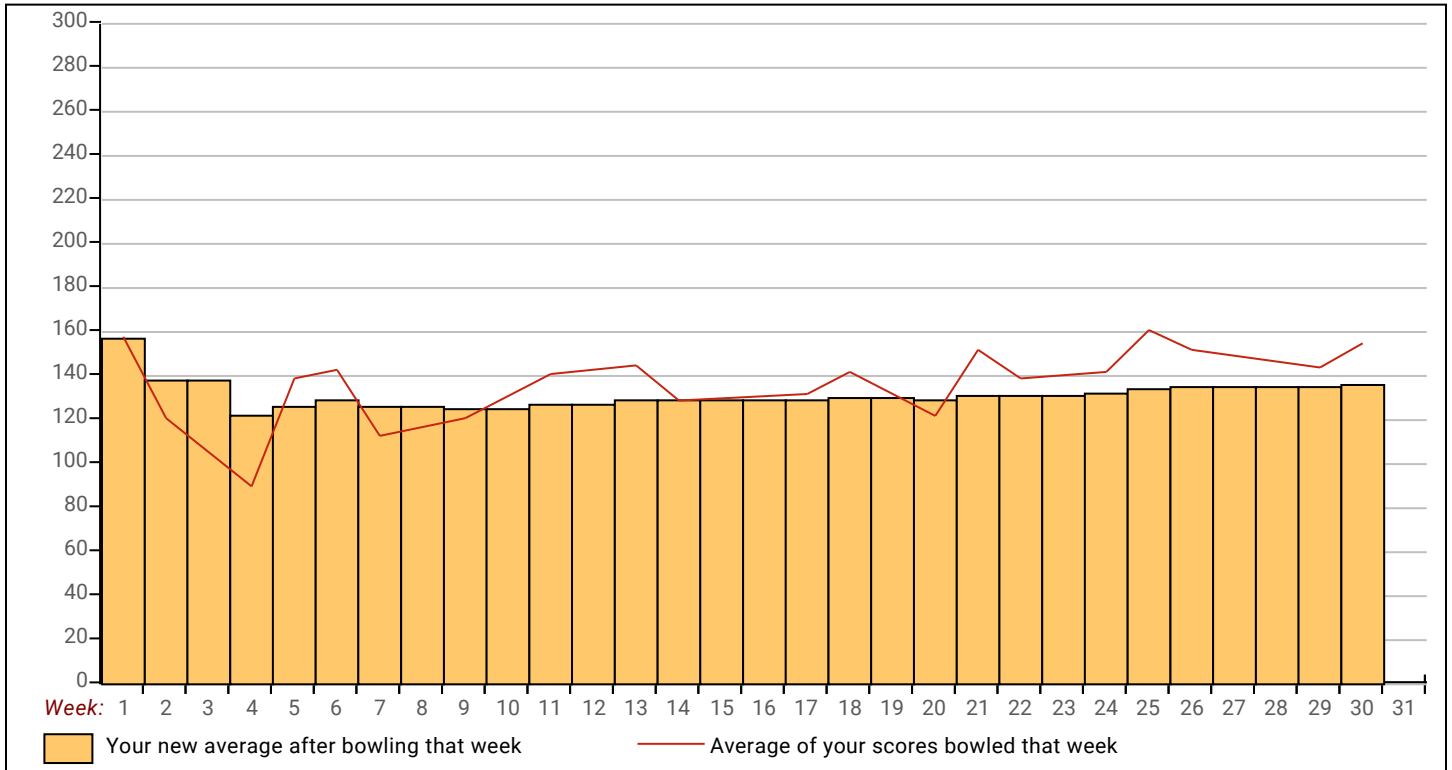
Town & Country 2025-26

Sunday 6:30 pm

Big Apple Fun Center

Lanes 3 - 8

Note: This report includes information through April 12 which is Week 30 of 31



Town & Country 2025-26

Note: This report includes information through April 12 which is Week 30 of 31

Justin M. Hodges's Bowling Record - Team 3: Kidds Korner

Week No.	Bowling Date	Old Avg	Old HDCP	HDCP				HDCP Total		Pins Gms		---Average Change---			High Game	High Sers	HDCP Game	HDCP Sers	
				-1-	-2-	-3-	Total	Total			New	Old	---> +/-						
1	09/07/25	bk172	38	157	124	191	472	586	472	3	157.33	-	0.00	=	157.33	191	472	229	586
2	09/14/25	bk172	38	156	159	148	463	577	935	6	155.83	-	157.33	=	-1.50	191	472	229	586
3	09/21/25	155	55	189	136	187	512	677	1447	9	160.78	-	155.83	=	4.94	191	512	244	677
4	09/28/25	160	50	149	162	123	434	584	1881	12	156.75	-	160.78	=	-4.03	191	512	244	677
5	10/05/25	156	54	214	142	202	558	720	2439	15	162.60	-	156.75	=	5.85	214	558	268	720
6	10/12/25	162	0				0	0	2439	15	162.60	-	162.60	=	0.00	214	558	268	720
7	10/19/25	162	0				0	0	2439	15	162.60	-	162.60	=	0.00	214	558	268	720
8	10/26/25	162	48	166	150	154	470	614	2909	18	161.61	-	162.60	=	-0.99	214	558	268	720
9	11/02/25	161	49	179	172	148	499	646	3408	21	162.29	-	161.61	=	0.67	214	558	268	720
10	11/09/25	162	48	204	155	174	533	677	3941	24	164.21	-	162.29	=	1.92	214	558	268	720
11	11/16/25	164	0				0	0	3941	24	164.21	-	164.21	=	0.00	214	558	268	720
12	11/23/25	164	46	134	160	165	459	597	4400	27	162.96	-	164.21	=	-1.25	214	558	268	720
13	11/30/25	162	48	146	206	162	514	658	4914	30	163.80	-	162.96	=	0.84	214	558	268	720
14	12/07/25	163	0				0	0	4914	30	163.80	-	163.80	=	0.00	214	558	268	720
15	12/14/25	163	47	157	214	157	528	669	5442	33	164.91	-	163.80	=	1.11	214	558	268	720

End of 1st split

16	12/21/25	164	46	129	134	204	467	605	5909	36	164.14	-	164.91	=	-0.77	214	558	268	720
17	01/04/26	164	0				0	0	5909	36	164.14	-	164.14	=	0.00	214	558	268	720
18	01/11/26	164	0				0	0	5909	36	164.14	-	164.14	=	0.00	214	558	268	720
19	01/18/26	164	46	177	204	150	531	669	6440	39	165.13	-	164.14	=	0.99	214	558	268	720
20	01/25/26	165	45	148	142	158	448	583	6888	42	164.00	-	165.13	=	-1.13	214	558	268	720
21	02/01/26	164	0				0	0	6888	42	164.00	-	164.00	=	0.00	214	558	268	720
22	02/08/26	164	0				0	0	6888	42	164.00	-	164.00	=	0.00	214	558	268	720
23	02/15/26	164	46	138	195	167	500	638	7388	45	164.18	-	164.00	=	0.18	214	558	268	720
24	02/22/26	164	0				0	0	7388	45	164.18	-	164.18	=	0.00	214	558	268	720
25	03/01/26	164	46	190	157	175	522	660	7910	48	164.79	-	164.18	=	0.61	214	558	268	720
26	03/08/26	164	0				0	0	7910	48	164.79	-	164.79	=	0.00	214	558	268	720
27	03/15/26	164	46	184	178	198	560	698	8470	51	166.08	-	164.79	=	1.29	214	560	268	720
28	03/22/26	166	44	166	135	178	479	611	8949	54	165.72	-	166.08	=	-0.36	214	560	268	720
29	03/29/26	165	45	171	134	165	470	605	9419	57	165.25	-	165.72	=	-0.48	214	560	268	720
30	04/12/26	bk165	45	184	188	187	559	694	9978	60	166.30	-	165.25	=	1.05	214	560	268	720

End of 2nd split

<u><100</u>	<u>100's</u>	<u>125's</u>	<u>150's</u>	<u>175's</u>	<u>200's</u>	<u>225's</u>	<u>250's</u>	<u>275's</u>	<u>300's</u>
	2	14	22	15	7				
<u><400</u>	<u>400's</u>	<u>450's</u>	<u>500's</u>	<u>550's</u>	<u>600's</u>	<u>650's</u>	<u>700's</u>	<u>750's</u>	<u>800's</u>
	2	8	7	3					
<u>Avg of Game 1</u>			<u>Avg of Game 2</u>			<u>Avg of Game 3</u>			
166.90			162.35			169.65			

High game of **214** on week **5** High series of **560** on week **27** High average of **166.30** after bowling week **30**
 Low game of **123** on week **4** Low series of **434** on week **4** Low average of **155.83** after bowling week **2**

High Scores by Game

Game #1: **214** on week **5** Game #2: **214** on week **15** Game #3: **204** on week **16**

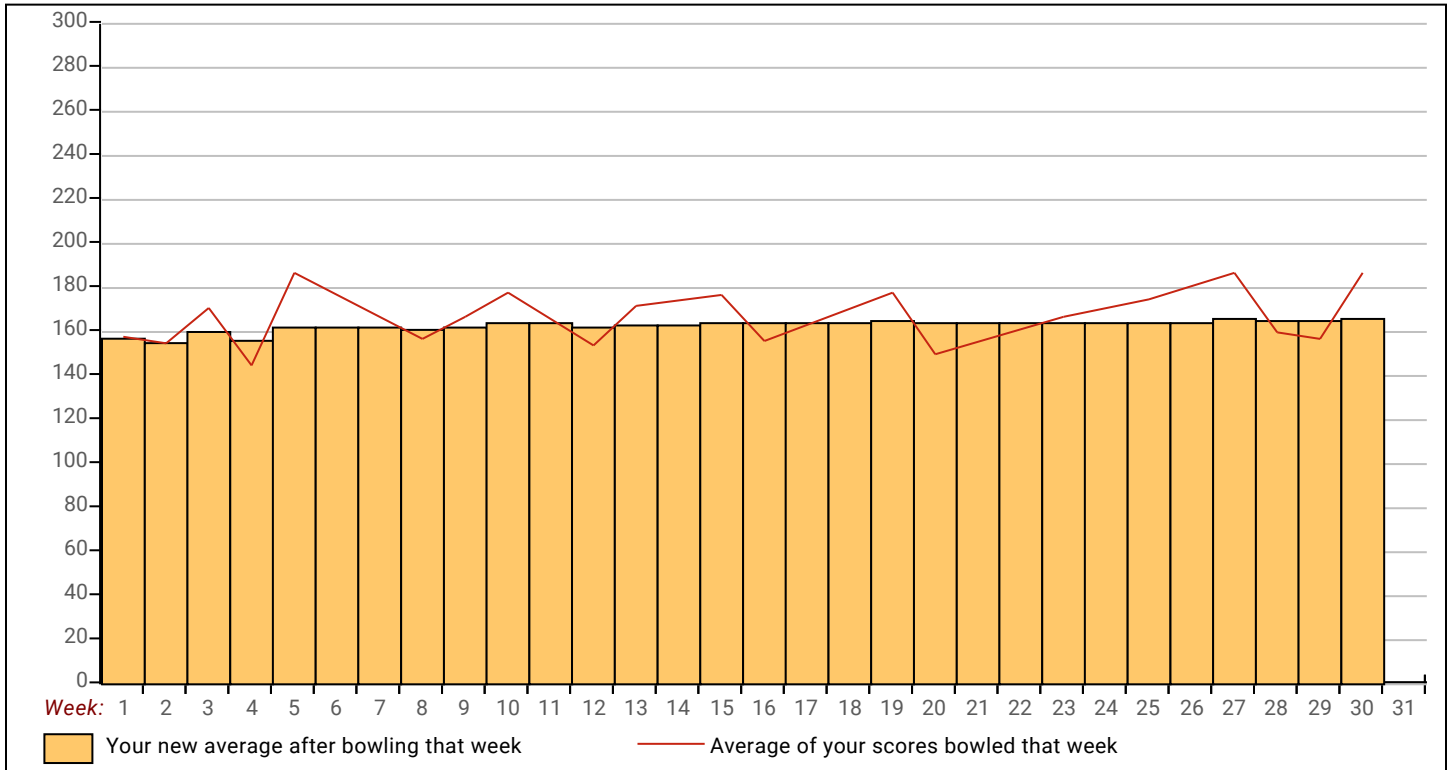
Town & Country 2025-26

Sunday 6:30 pm

Big Apple Fun Center

Lanes 3 - 8

Note: This report includes information through April 12 which is Week 30 of 31



Town & Country 2025-26

Note: This report includes information through April 12 which is Week 30 of 31

Bryan L. Hodges's Bowling Record - Team 3: Kidds Korner

Week No.	Bowling Date	Old Avg	Old HDCP					HDCP		---Average Change---			High Game	High Sers	HDCP Game	HDCP Sers			
				-1-	-2-	-3-	Total	Total	Pins	Gms	New	Old					---> +/-		
1	09/07/25	bk173	37	147	170	158	475	586	475	3	158.33	-	0.00	=	158.33	170	475	207	586
2	09/14/25	bk173	37	123	169	180	472	583	947	6	157.83	-	158.33	=	-0.50	180	475	217	586
3	09/21/25	157	53	116	180	169	465	624	1412	9	156.89	-	157.83	=	-0.94	180	475	233	624
4	09/28/25	156	54	146	142	117	405	567	1817	12	151.42	-	156.89	=	-5.47	180	475	233	624
5	10/05/25	151	59	155	150	139	444	621	2261	15	150.73	-	151.42	=	-0.68	180	475	233	624
6	10/12/25	150	60	178	142	171	491	671	2752	18	152.89	-	150.73	=	2.16	180	491	238	671
7	10/19/25	152	58	144	131	125	400	574	3152	21	150.10	-	152.89	=	-2.79	180	491	238	671
8	10/26/25	150	60	142	163	178	483	663	3635	24	151.46	-	150.10	=	1.36	180	491	238	671
9	11/02/25	151	59	145	193	238	576	753	4211	27	155.96	-	151.46	=	4.50	238	576	297	753
10	11/09/25	155	55	190	136	236	562	727	4773	30	159.10	-	155.96	=	3.14	238	576	297	753
11	11/16/25	159	51	184	169	147	500	653	5273	33	159.79	-	159.10	=	0.69	238	576	297	753
12	11/23/25	159	51	167	133	211	511	664	5784	36	160.67	-	159.79	=	0.88	238	576	297	753
13	11/30/25	160	50	169	252	160	581	731	6365	39	163.21	-	160.67	=	2.54	252	581	302	753
14	12/07/25	163	47	184	190	190	564	705	6929	42	164.98	-	163.21	=	1.77	252	581	302	753
15	12/14/25	164	46	179	184	163	526	664	7455	45	165.67	-	164.98	=	0.69	252	581	302	753

End of 1st split

16	12/21/25	165	45	170	177	121	468	603	7923	48	165.06	-	165.67	=	-0.60	252	581	302	753
17	01/04/26	165	45	192	232	166	590	725	8513	51	166.92	-	165.06	=	1.86	252	590	302	753
18	01/11/26	166	44	165	182	209	556	688	9069	54	167.94	-	166.92	=	1.02	252	590	302	753
19	01/18/26	167	43	201	199	202	602	731	9671	57	169.67	-	167.94	=	1.72	252	602	302	753
20	01/25/26	169	41	202	170	159	531	654	10202	60	170.03	-	169.67	=	0.37	252	602	302	753
21	02/01/26	170	40	151	138	157	446	566	10648	63	169.02	-	170.03	=	-1.02	252	602	302	753
22	02/08/26	169	41	167	191	214	572	695	11220	66	170.00	-	169.02	=	0.98	252	602	302	753
23	02/15/26	170	40	200	180	136	516	636	11736	69	170.09	-	170.00	=	0.09	252	602	302	753
24	02/22/26	170	40	169	172	171	512	632	12248	72	170.11	-	170.09	=	0.02	252	602	302	753
25	03/01/26	170	40	179	178	147	504	624	12752	75	170.03	-	170.11	=	-0.08	252	602	302	753
26	03/08/26	170	40	143	164	153	460	580	13212	78	169.38	-	170.03	=	-0.64	252	602	302	753
27	03/15/26	169	41	178	137	158	473	596	13685	81	168.95	-	169.38	=	-0.43	252	602	302	753
28	03/22/26	168	42	154	180	185	519	645	14204	84	169.10	-	168.95	=	0.14	252	602	302	753
29	03/29/26	169	41	202	151	178	531	654	14735	87	169.37	-	169.10	=	0.27	252	602	302	753
30	04/12/26	bk169	41	148	141	165	454	577	15189	90	168.77	-	169.37	=	-0.60	252	602	302	753

End of 2nd split

<u><100</u>	<u>100's</u>	<u>125's</u>	<u>150's</u>	<u>175's</u>	<u>200's</u>	<u>225's</u>	<u>250's</u>	<u>275's</u>	<u>300's</u>
	4	20	30	24	8	3	1		
<u><400</u>	<u>400's</u>	<u>450's</u>	<u>500's</u>	<u>550's</u>	<u>600's</u>	<u>650's</u>	<u>700's</u>	<u>750's</u>	<u>800's</u>
	4	9	9	7	1				
<u>Avg of Game 1</u>			<u>Avg of Game 2</u>			<u>Avg of Game 3</u>			
166.33			169.87			170.10			

High game of 252 on week 13 High series of 602 on week 19 High average of 170.11 after bowling week 24
 Low game of 116 on week 3 Low series of 400 on week 7 Low average of 150.10 after bowling week 7

High Scores by Game

Game #1: 202 on week 20 Game #2: 252 on week 13 Game #3: 238 on week 9

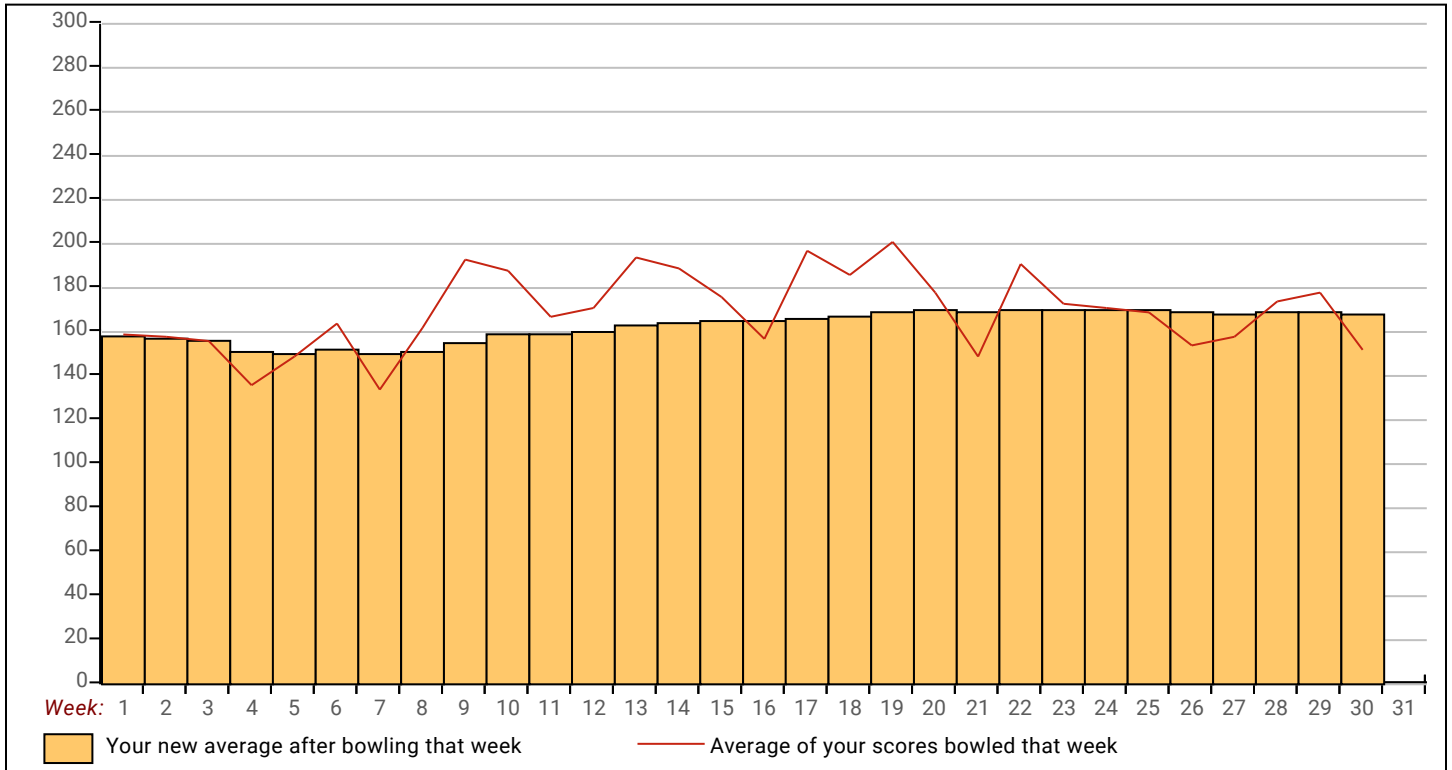
Town & Country 2025-26

Sunday 6:30 pm

Big Apple Fun Center

Lanes 3 - 8

Note: This report includes information through April 12 which is Week 30 of 31



Town & Country 2025-26

Note: This report includes information through April 12 which is Week 30 of 31

Nicholas H. Kidd's Bowling Record - Team 3: Kidds Korner

Week No.	Bowling Date	Old Avg	Old HDCP	Old				HDCP		Pins Gms		---Average Change---			High Game	High Sers	HDCP Game	HDCP Sers	
				-1-	-2-	-3-	Total	Total	Total	Total	New	Old	---> +/-						
1	09/07/25	bk193	17	148	210	161	519	570	519	3	173.00	-	0.00	=	173.00	210	519	227	570
2	09/14/25	bk193	17	147	197	244	588	639	1107	6	184.50	-	173.00	=	11.50	244	588	261	639
3	09/21/25	184	26	135	165	205	505	583	1612	9	179.11	-	184.50	=	-5.39	244	588	261	639
4	09/28/25	179	0				0	0	1612	9	179.11	-	179.11	=	0.00	244	588	261	639
5	10/05/25	179	0				0	0	1612	9	179.11	-	179.11	=	0.00	244	588	261	639
6	10/12/25	179	31	161	132	187	480	573	2092	12	174.33	-	179.11	=	-4.78	244	588	261	639
7	10/19/25	174	36	180	167	187	534	642	2626	15	175.07	-	174.33	=	0.73	244	588	261	642
8	10/26/25	175	35	159	182	181	522	627	3148	18	174.89	-	175.07	=	-0.18	244	588	261	642
9	11/02/25	174	36	132	199	176	507	615	3655	21	174.05	-	174.89	=	-0.84	244	588	261	642
10	11/09/25	174	0				0	0	3655	21	174.05	-	174.05	=	0.00	244	588	261	642
11	11/16/25	174	36	184	288	207	679	787	4334	24	180.58	-	174.05	=	6.54	288	679	324	787
12	11/23/25	180	30	181	205	148	534	624	4868	27	180.30	-	180.58	=	-0.29	288	679	324	787
13	11/30/25	180	0				0	0	4868	27	180.30	-	180.30	=	0.00	288	679	324	787
14	12/07/25	180	30	213	205	214	632	722	5500	30	183.33	-	180.30	=	3.04	288	679	324	787
15	12/14/25	183	27	195	199	185	579	660	6079	33	184.21	-	183.33	=	0.88	288	679	324	787

End of 1st split

16	12/21/25	184	26	213	200	161	574	652	6653	36	184.81	-	184.21	=	0.59	288	679	324	787
17	01/04/26	184	26	195	147	165	507	585	7160	39	183.59	-	184.81	=	-1.22	288	679	324	787
18	01/11/26	183	27	196	206	212	614	695	7774	42	185.10	-	183.59	=	1.51	288	679	324	787
19	01/18/26	185	25	169	168	185	522	597	8296	45	184.36	-	185.10	=	-0.74	288	679	324	787
20	01/25/26	184	0				0	0	8296	45	184.36	-	184.36	=	0.00	288	679	324	787
21	02/01/26	184	26	254	183	227	664	742	8960	48	186.67	-	184.36	=	2.31	288	679	324	787
22	02/08/26	186	24	157	230	192	579	651	9539	51	187.04	-	186.67	=	0.37	288	679	324	787
23	02/15/26	187	23	186	204	200	590	659	10129	54	187.57	-	187.04	=	0.53	288	679	324	787
24	02/22/26	187	23	140	155	168	463	532	10592	57	185.82	-	187.57	=	-1.75	288	679	324	787
25	03/01/26	185	0				0	0	10592	57	185.82	-	185.82	=	0.00	288	679	324	787
26	03/08/26	185	25	214	211	247	672	747	11264	60	187.73	-	185.82	=	1.91	288	679	324	787
27	03/15/26	187	23	193	205	193	591	660	11855	63	188.17	-	187.73	=	0.44	288	679	324	787
28	03/22/26	188	22	205	156	184	545	611	12400	66	187.88	-	188.17	=	-0.30	288	679	324	787
29	03/29/26	187	23	198	235	137	570	639	12970	69	187.97	-	187.88	=	0.09	288	679	324	787
30	04/12/26	bk187	23	195	177	206	578	647	13548	72	188.17	-	187.97	=	0.20	288	679	324	787

End of 2nd split

<u><100</u>	<u>100's</u>	<u>125's</u>	<u>150's</u>	<u>175's</u>	<u>200's</u>	<u>225's</u>	<u>250's</u>	<u>275's</u>	<u>300's</u>
		9	13	25	18	5	1	1	
<u><400</u>	<u>400's</u>	<u>450's</u>	<u>500's</u>	<u>550's</u>	<u>600's</u>	<u>650's</u>	<u>700's</u>	<u>750's</u>	<u>800's</u>
		2	9	8	2	3			
		<u>Avg of Game 1</u>			<u>Avg of Game 2</u>		<u>Avg of Game 3</u>		
		181.25			192.75		190.50		

High game of **288** on week **11** High series of **679** on week **11** High average of **188.17** after bowling week **27**
 Low game of **132** on week **6** Low series of **463** on week **24** Low average of **173.00** after bowling week **1**

High Scores by Game

Game #1: **254** on week **21** Game #2: **288** on week **11** Game #3: **247** on week **26**

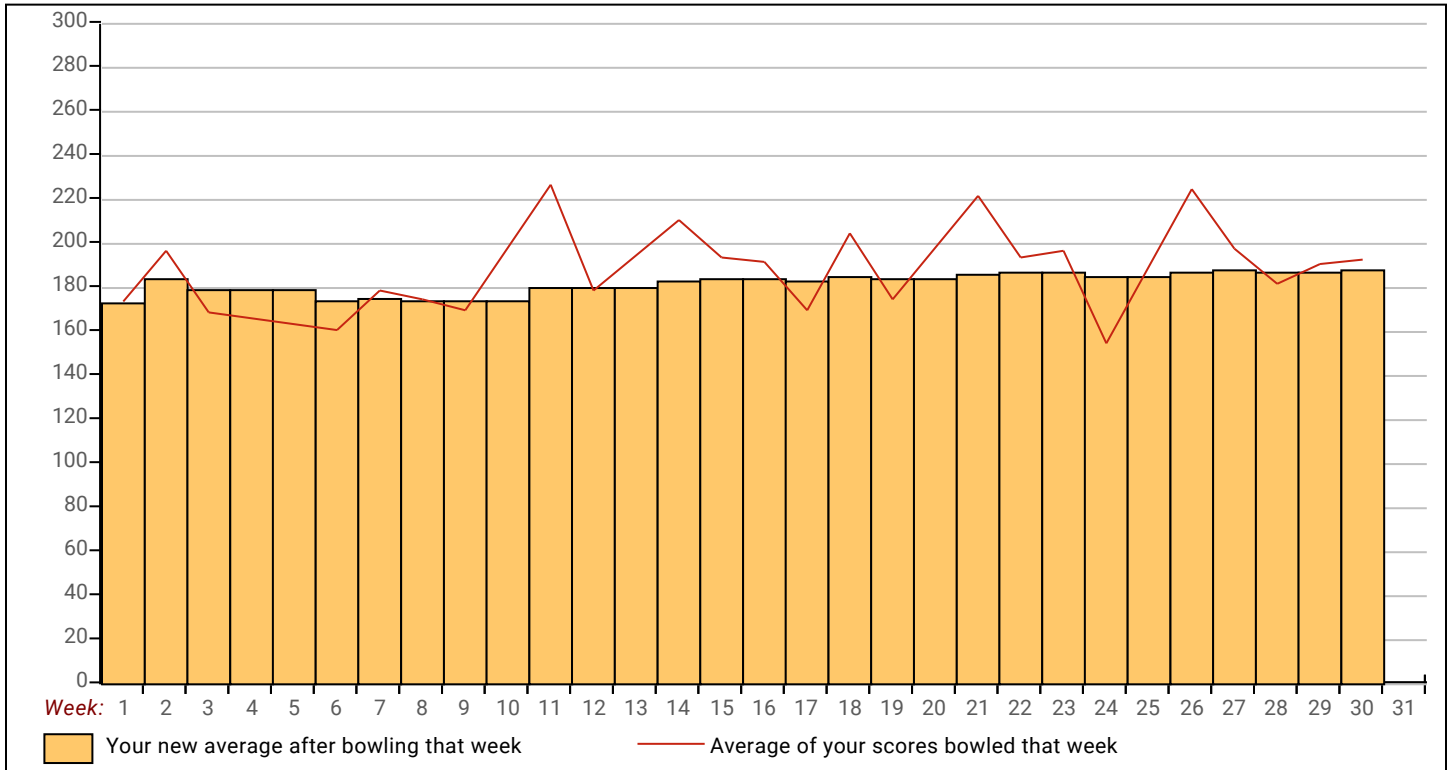
Town & Country 2025-26

Sunday 6:30 pm

Big Apple Fun Center

Lanes 3 - 8

Note: This report includes information through April 12 which is Week 30 of 31



Town & Country 2025-26

Note: This report includes information through April 12 which is Week 30 of 31

Jennifer K. Kidd's Bowling Record - Team 3: Kidds Korner

Week No.	Bowling Date	Old Avg	Old HDCP	-1-	-2-	-3-	Total	HDCP Total	Pins	Gms	---Average Change---			High Game	High Sers	HDCP Game	HDCP Sers		
											New	Old	---> +/-						
1	09/07/25	0	0				0	0	0	0	-	0.00	=	0.00	0	0			
2	09/14/25	0	0				0	0	0	0	-	0.00	=	0.00	0	0			
3	09/21/25	126	84	96	132	150	378	630	378	3	126.00	-	0.00	=	126.00	150	378	234	630
4	09/28/25	126	0				0	0	378	3	126.00	-	126.00	=	0.00	150	378	234	630
5	10/05/25	126	0				0	0	378	3	126.00	-	126.00	=	0.00	150	378	234	630
6	10/12/25	126	84	117	121	101	339	591	717	6	119.50	-	126.00	=	-6.50	150	378	234	630
7	10/19/25	119	91	126	118	106	350	623	1067	9	118.56	-	119.50	=	-0.94	150	378	234	630
8	10/26/25	118	92	99	164	147	410	686	1477	12	123.08	-	118.56	=	4.53	164	410	256	686
9	11/02/25	123	0				0	0	1477	12	123.08	-	123.08	=	0.00	164	410	256	686
10	11/09/25	123	0				0	0	1477	12	123.08	-	123.08	=	0.00	164	410	256	686
11	11/16/25	123	87	124	127	125	376	637	1853	15	123.53	-	123.08	=	0.45	164	410	256	686
12	11/23/25	123	87	104	123	146	373	634	2226	18	123.67	-	123.53	=	0.13	164	410	256	686
13	11/30/25	123	0				0	0	2226	18	123.67	-	123.67	=	0.00	164	410	256	686
14	12/07/25	123	87	116	127	119	362	623	2588	21	123.24	-	123.67	=	-0.43	164	410	256	686
15	12/14/25	123	87	109	111	157	377	638	2965	24	123.54	-	123.24	=	0.30	164	410	256	686

End of 1st split

16	12/21/25	123	0				0	0	2965	24	123.54	-	123.54	=	0.00	164	410	256	686
17	01/04/26	123	87	139	128	121	388	649	3353	27	124.19	-	123.54	=	0.64	164	410	256	686
18	01/11/26	124	86	128	119	113	360	618	3713	30	123.77	-	124.19	=	-0.42	164	410	256	686
19	01/18/26	123	0				0	0	3713	30	123.77	-	123.77	=	0.00	164	410	256	686
20	01/25/26	123	0				0	0	3713	30	123.77	-	123.77	=	0.00	164	410	256	686
21	02/01/26	123	0				0	0	3713	30	123.77	-	123.77	=	0.00	164	410	256	686
22	02/08/26	123	87	130	139	124	393	654	4106	33	124.42	-	123.77	=	0.66	164	410	256	686
23	02/15/26	124	86	115	134	113	362	620	4468	36	124.11	-	124.42	=	-0.31	164	410	256	686
24	02/22/26	124	86	131	138	140	409	667	4877	39	125.05	-	124.11	=	0.94	164	410	256	686
25	03/01/26	125	0				0	0	4877	39	125.05	-	125.05	=	0.00	164	410	256	686
26	03/08/26	125	85	144	124	122	390	645	5267	42	125.40	-	125.05	=	0.35	164	410	256	686
27	03/15/26	125	85	121	143	132	396	651	5663	45	125.84	-	125.40	=	0.44	164	410	256	686
28	03/22/26	125	0				0	0	5663	45	125.84	-	125.84	=	0.00	164	410	256	686
29	03/29/26	125	0				0	0	5663	45	125.84	-	125.84	=	0.00	164	410	256	686
30	04/12/26	125	85				0	0	5663	45	125.84	-	125.84	=	0.00	164	410	256	686

End of 2nd split

<u><100</u>	<u>100's</u>	<u>125's</u>	<u>150's</u>	<u>175's</u>	<u>200's</u>	<u>225's</u>	<u>250's</u>	<u>275's</u>	<u>300's</u>
2	21	19	3						
<u><400</u>	<u>400's</u>	<u>450's</u>	<u>500's</u>	<u>550's</u>	<u>600's</u>	<u>650's</u>	<u>700's</u>	<u>750's</u>	<u>800's</u>
13	2								

<u>Avg of Game 1</u>	<u>Avg of Game 2</u>	<u>Avg of Game 3</u>
119.93	129.87	127.73

High game of 164 on week 8 High series of 410 on week 8 High average of 126.00 after bowling week 3
 Low game of 96 on week 3 Low series of 339 on week 6 Low average of 118.56 after bowling week 7

High Scores by Game

Game #1: 144 on week 26 Game #2: 164 on week 8 Game #3: 157 on week 15

Town & Country 2025-26

Sunday 6:30 pm

Big Apple Fun Center

Lanes 3 - 8

Note: This report includes information through April 12 which is Week 30 of 31

