

Town & Country 2025-26

Note: This report includes information through April 12 which is Week 30 of 31

Team 2: Cruizers

Name	Avg HDCP		Pins Gms		True Average	To Raise Avg +1	High Game	High Sers	HDCP Game	HDCP Sers	Most Improved Avg +/-	
Shelli Krotz	138	72	9986	72	138.69	439	209	478	295	727	128	+10.69
Rich Hancock	176	34	15358	87	176.53	572	238	638	281	767	168	+8.53
Kira L. Hancock	136	74	12300	90	136.67	441	179	475	257	704	139	-2.33
Kevin L. Moriarty	192	18	8649	45	192.20	615	254	658	270	706	200	-7.80
Trish R. Hancock	bk135	75	0	0			0	0				
John L. Krotz	173	37	9350	54	173.15	568	234	629	280	767	161	+12.15

Team History

Week No.	Bowling Date	Lanes	Opp. Team	-1-	-2-	-3-	Total	Avg p/gm	Last Wk WON	Last Wk Lost	Points Won	Points Lost	High Game	High Sers	HDCP Game	HDCP Sers
1	09/07/25	1-2	1	595	580	577	1752	584	1	3	1	3	595	1752	812	2403
2	09/14/25	7-8	3	538	573	585	1696	574	1	3	2	6	595	1752	812	2403
3	09/21/25	5-6	5	651	664	599	1914	595	4	0	6	6	664	1914	930	2712
4	09/28/25	3-4	6	463	544	562	1569	577	1	3	7	9	664	1914	930	2712
5	10/05/25	7-8	4	554	656	597	1807	582	2	2	9	11	664	1914	930	2712
6	10/12/25	3-4	3	660	606	566	1832	587	3	1	12	12	664	1914	930	2712
7	10/19/25	5-6	1	693	680	607	1980	597	4	0	16	12	693	1980	947	2742
8	10/26/25	7-8	6	576	525	584	1685	593	1	3	17	15	693	1980	947	2742
9	11/02/25	5-6	4	668	664	690	2022	602	2	2	19	17	693	2022	947	2766
10	11/09/25	3-4	5	639	586	662	1887	604	2	2	21	19	693	2022	947	2766
11	11/16/25	7-8	1	625	588	571	1784	603	1	3	22	22	693	2022	947	2766
12	11/23/25	5-6	3	594	715	647	1956	607	3½	0½	25½	22½	715	2022	952	2766
13	11/30/25	3-4	5	570	745	698	2013	612	3	1	28½	23½	745	2022	978	2766
14	12/07/25	7-8	6	593	648	598	1839	612	0	4	28½	27½	745	2022	978	2766
15	12/14/25	5-6	5	679	683	632	1994	616	3	1	31½	28½	745	2022	978	2766

End of 1st split

16	12/21/25	5-6	4	695	675	655	2025	619	1	3	1	3	745	2025	978	2766
17	01/04/26	7-8	3	695	641	733	2069	624	1	3	2	6	745	2069	978	2766
18	01/11/26	3-4	1	713	678	683	2074	627	2	2	4	8	745	2074	978	2766
19	01/18/26	5-6	6	768	689	619	2076	631	0	4	4	12	768	2076	978	2766
20	01/25/26	3-4	4	696	724	637	2057	633	3	1	7	13	768	2076	978	2766
21	02/01/26	7-8	5	781	622	676	2079	636	3	1	10	14	781	2079	978	2766
22	02/08/26	5-6	1	680	631	614	1925	636	0	4	10	18	781	2079	978	2766
23	02/15/26	3-4	3	657	612	626	1895	636	2	2	12	20	781	2079	978	2766
24	02/22/26	7-8	5	601	717	661	1979	637	3	1	15	21	781	2079	978	2766
25	03/01/26	5-6	6	594	625	606	1825	636	1	3	16	24	781	2079	978	2766
26	03/08/26	3-4	4	562	685	699	1946	636	1	3	17	27	781	2079	978	2766
27	03/15/26	5-6	3	621	621	647	1889	636	0	4	17	31	781	2079	978	2766
28	03/22/26	7-8	1	672	736	597	2005	637	2	2	19	33	781	2079	978	2766
29	03/29/26	3-4	6	614	562	582	1758	636	1	3	20	36	781	2079	978	2766
30	04/12/26	7-8	6	600	673	687	1960	636	2	2	22	38	781	2079	978	2766

End of 2nd split

Town & Country 2025-26

Note: This report includes information through April 12 which is Week 30 of 31

Michelle R. Krotz's Bowling Record - Team 2: Cruizers

Week No.	Bowling Date	Old Avg	Old HDCP	HDCP				HDCP		---Average Change---			High Game	High Sers	HDCP Game	HDCP Sers			
				-1-	-2-	-3-	Total	Total	Pins	Gms	New	Old					---> +/-		
1	09/07/25	bk143	67	118	106	117	341	542	341	3	113.67	-	0.00	=	113.67	118	341	185	542
2	09/14/25	bk143	67	129	115	123	367	568	708	6	118.00	-	113.67	=	4.33	129	367	196	568
3	09/21/25	118	92	148	133	138	419	695	1127	9	125.22	-	118.00	=	7.22	148	419	240	695
4	09/28/25	125	85	91	121	123	335	590	1462	12	121.83	-	125.22	=	-3.39	148	419	240	695
5	10/05/25	121	89	94	169	112	375	642	1837	15	122.47	-	121.83	=	0.63	169	419	258	695
6	10/12/25	122	88	152	137	106	395	659	2232	18	124.00	-	122.47	=	1.53	169	419	258	695
7	10/19/25	124	86	209	155	105	469	727	2701	21	128.62	-	124.00	=	4.62	209	469	295	727
8	10/26/25	128	82	a118	a118	a118	354	600	2701	21	128.62	-	128.62	=	0.00	209	469	295	727
9	11/02/25	128	82	145	166	146	457	703	3158	24	131.58	-	128.62	=	2.96	209	469	295	727
10	11/09/25	131	79	154	140	147	441	678	3599	27	133.30	-	131.58	=	1.71	209	469	295	727
11	11/16/25	133	77	131	132	144	407	638	4006	30	133.53	-	133.30	=	0.24	209	469	295	727
12	11/23/25	133	77	124	196	158	478	709	4484	33	135.88	-	133.53	=	2.35	209	478	295	727
13	11/30/25	135	75	103	172	139	414	639	4898	36	136.06	-	135.88	=	0.18	209	478	295	727
14	12/07/25	136	74	141	131	167	439	661	5337	39	136.85	-	136.06	=	0.79	209	478	295	727
15	12/14/25	136	74	126	154	132	412	634	5749	42	136.88	-	136.85	=	0.03	209	478	295	727

End of 1st split

16	12/21/25	136	0				0	0	5749	42	136.88	-	136.88	=	0.00	209	478	295	727
17	01/04/26	136	0				0	0	5749	42	136.88	-	136.88	=	0.00	209	478	295	727
18	01/11/26	136	0				0	0	5749	42	136.88	-	136.88	=	0.00	209	478	295	727
19	01/18/26	136	0				0	0	5749	42	136.88	-	136.88	=	0.00	209	478	295	727
20	01/25/26	136	74	154	165	155	474	696	6223	45	138.29	-	136.88	=	1.41	209	478	295	727
21	02/01/26	138	72	180	100	145	425	641	6648	48	138.50	-	138.29	=	0.21	209	478	295	727
22	02/08/26	138	72	161	139	135	435	651	7083	51	138.88	-	138.50	=	0.38	209	478	295	727
23	02/15/26	138	72	142	138	148	428	644	7511	54	139.09	-	138.88	=	0.21	209	478	295	727
24	02/22/26	139	71	150	169	139	458	671	7969	57	139.81	-	139.09	=	0.71	209	478	295	727
25	03/01/26	139	71	110	133	141	384	597	8353	60	139.22	-	139.81	=	-0.59	209	478	295	727
26	03/08/26	139	71	a129	a129	a129	387	600	8353	60	139.22	-	139.22	=	0.00	209	478	295	727
27	03/15/26	139	71	108	139	113	360	573	8713	63	138.30	-	139.22	=	-0.92	209	478	295	727
28	03/22/26	138	72	141	176	136	453	669	9166	66	138.88	-	138.30	=	0.58	209	478	295	727
29	03/29/26	138	72	143	120	127	390	606	9556	69	138.49	-	138.88	=	-0.39	209	478	295	727
30	04/12/26	bk138	72	116	145	169	430	646	9986	72	138.69	-	138.49	=	0.20	209	478	295	727

End of 2nd split

<u><100</u>	<u>100's</u>	<u>125's</u>	<u>150's</u>	<u>175's</u>	<u>200's</u>	<u>225's</u>	<u>250's</u>	<u>275's</u>	<u>300's</u>
2	18	32	16	3	1				
<u><400</u>	<u>400's</u>	<u>450's</u>	<u>500's</u>	<u>550's</u>	<u>600's</u>	<u>650's</u>	<u>700's</u>	<u>750's</u>	<u>800's</u>
8	10	6							

<u>Avg of Game 1</u>	<u>Avg of Game 2</u>	<u>Avg of Game 3</u>
136.25	143.79	136.04

High game of 209 on week 7 High series of 478 on week 12 High average of 139.81 after bowling week 24
 Low game of 91 on week 4 Low series of 335 on week 4 Low average of 113.67 after bowling week 1

High Scores by Game

Game #1: 209 on week 7 Game #2: 196 on week 12 Game #3: 169 on week 30

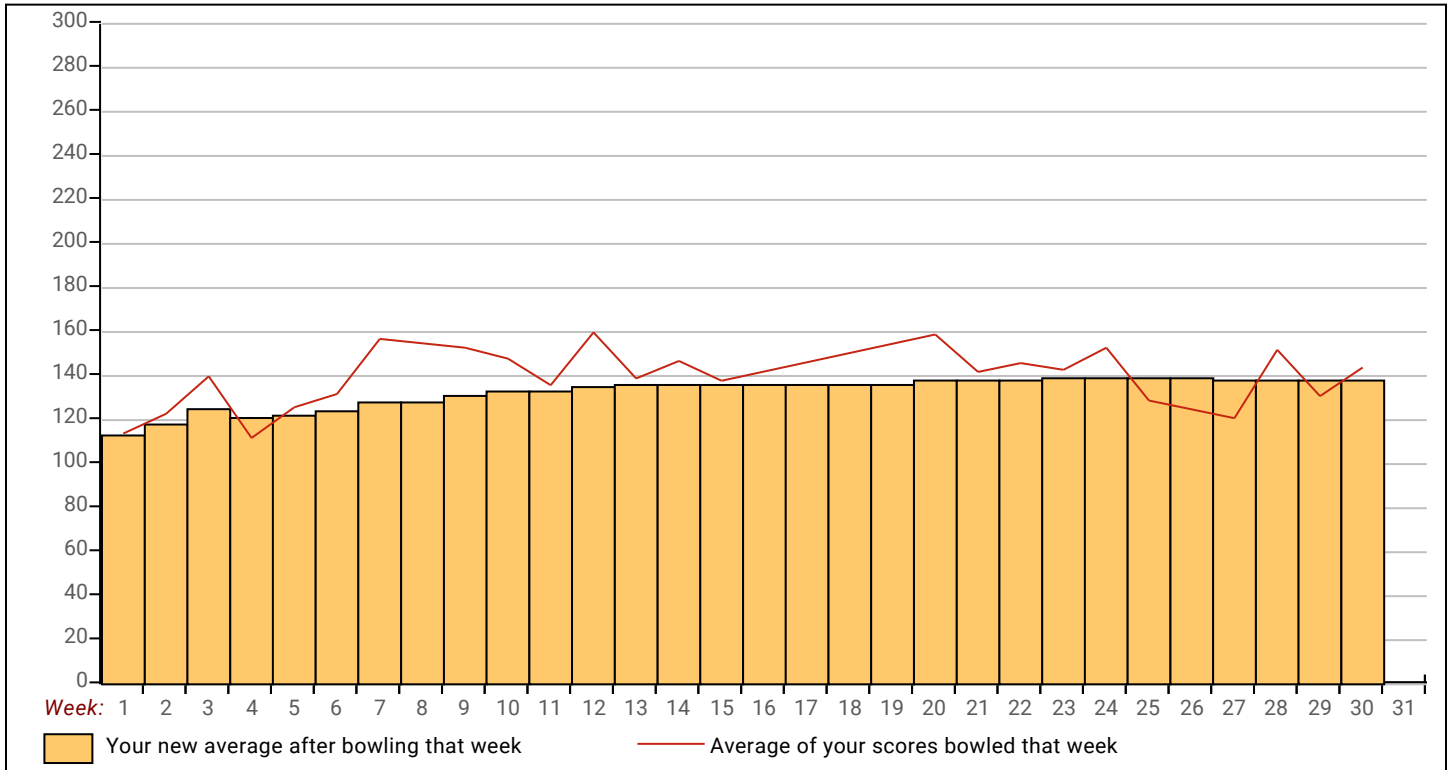
Town & Country 2025-26

Sunday 6:30 pm

Big Apple Fun Center

Lanes 3 - 8

Note: This report includes information through April 12 which is Week 30 of 31



Town & Country 2025-26

Note: This report includes information through April 12 which is Week 30 of 31

Richard D. Hancock's Bowling Record - Team 2: Cruizers

Week No.	Bowling Date	Old Avg	Old HDCP	HDCP				HDCP		---Average Change---			High Game	High Sers	HDCP Game	HDCP Sers	
				-1-	-2-	-3-	Total	Total	Pins	Gms	New	Old					---> +/-
1	09/07/25	bk171	39	181	185	181	547	664	547	3	182.33	- 0.00	= 182.33	185	547	224	664
2	09/14/25	bk171	39	117	193	158	468	585	1015	6	169.17	- 182.33	= -13.17	193	547	232	664
3	09/21/25	169	41	124	233	156	513	636	1528	9	169.78	- 169.17	= 0.61	233	547	274	664
4	09/28/25	169	41	120	156	142	418	541	1946	12	162.17	- 169.78	= -7.61	233	547	274	664
5	10/05/25	162	48	175	198	154	527	671	2473	15	164.87	- 162.17	= 2.70	233	547	274	671
6	10/12/25	164	46	168	175	180	523	661	2996	18	166.44	- 164.87	= 1.58	233	547	274	671
7	10/19/25	166	44	171	178	186	535	667	3531	21	168.14	- 166.44	= 1.70	233	547	274	671
8	10/26/25	168	42	162	159	179	500	626	4031	24	167.96	- 168.14	= -0.18	233	547	274	671
9	11/02/25	167	43	202	198	238	638	767	4669	27	172.93	- 167.96	= 4.97	238	638	281	767
10	11/09/25	172	38	213	172	164	549	663	5218	30	173.93	- 172.93	= 1.01	238	638	281	767
11	11/16/25	173	37	180	182	170	532	643	5750	33	174.24	- 173.93	= 0.31	238	638	281	767
12	11/23/25	174	36	145	170	167	482	590	6232	36	173.11	- 174.24	= -1.13	238	638	281	767
13	11/30/25	173	37	153	214	205	572	683	6804	39	174.46	- 173.11	= 1.35	238	638	281	767
14	12/07/25	174	36	170	201	139	510	618	7314	42	174.14	- 174.46	= -0.32	238	638	281	767
15	12/14/25	174	36	182	215	170	567	675	7881	45	175.13	- 174.14	= 0.99	238	638	281	767

End of 1st split

16	12/21/25	175	35	235	131	137	503	608	8384	48	174.67	- 175.13	= -0.47	238	638	281	767
17	01/04/26	174	36	164	166	213	543	651	8927	51	175.04	- 174.67	= 0.37	238	638	281	767
18	01/11/26	175	35	182	147	161	490	595	9417	54	174.39	- 175.04	= -0.65	238	638	281	767
19	01/18/26	174	36	192	182	164	538	646	9955	57	174.65	- 174.39	= 0.26	238	638	281	767
20	01/25/26	174	36	168	205	139	512	620	10467	60	174.45	- 174.65	= -0.20	238	638	281	767
21	02/01/26	174	36	224	192	171	587	695	11054	63	175.46	- 174.45	= 1.01	238	638	281	767
22	02/08/26	175	35	167	172	215	554	659	11608	66	175.88	- 175.46	= 0.42	238	638	281	767
23	02/15/26	175	35	181	158	167	506	611	12114	69	175.57	- 175.88	= -0.31	238	638	281	767
24	02/22/26	175	35	168	200	172	540	645	12654	72	175.75	- 175.57	= 0.18	238	638	281	767
25	03/01/26	175	35	201	203	164	568	673	13222	75	176.29	- 175.75	= 0.54	238	638	281	767
26	03/08/26	176	34	139	148	201	488	590	13710	78	175.77	- 176.29	= -0.52	238	638	281	767
27	03/15/26	175	35	179	162	170	511	616	14221	81	175.57	- 175.77	= -0.20	238	638	281	767
28	03/22/26	175	35	221	203	157	581	686	14802	84	176.21	- 175.57	= 0.65	238	638	281	767
29	03/29/26	176	0				0	0	14802	84	176.21	- 176.21	= 0.00	238	638	281	767
30	04/12/26	bk176	34	163	192	201	556	658	15358	87	176.53	- 176.21	= 0.31	238	638	281	767

End of 2nd split

<u><100</u>	<u>100's</u>	<u>125's</u>	<u>150's</u>	<u>175's</u>	<u>200's</u>	<u>225's</u>	<u>250's</u>	<u>275's</u>	<u>300's</u>
	3	9	33	22	17	3			
<u><400</u>	<u>400's</u>	<u>450's</u>	<u>500's</u>	<u>550's</u>	<u>600's</u>	<u>650's</u>	<u>700's</u>	<u>750's</u>	<u>800's</u>
	1	4	16	7	1				
<u>Avg of Game 1</u>			<u>Avg of Game 2</u>			<u>Avg of Game 3</u>			
174.03			182.41			173.14			

High game of 238 on week 9 High series of 638 on week 9 High average of 182.33 after bowling week 1
 Low game of 117 on week 2 Low series of 418 on week 4 Low average of 162.17 after bowling week 4

High Scores by Game

Game #1: 235 on week 16 Game #2: 233 on week 3 Game #3: 238 on week 9

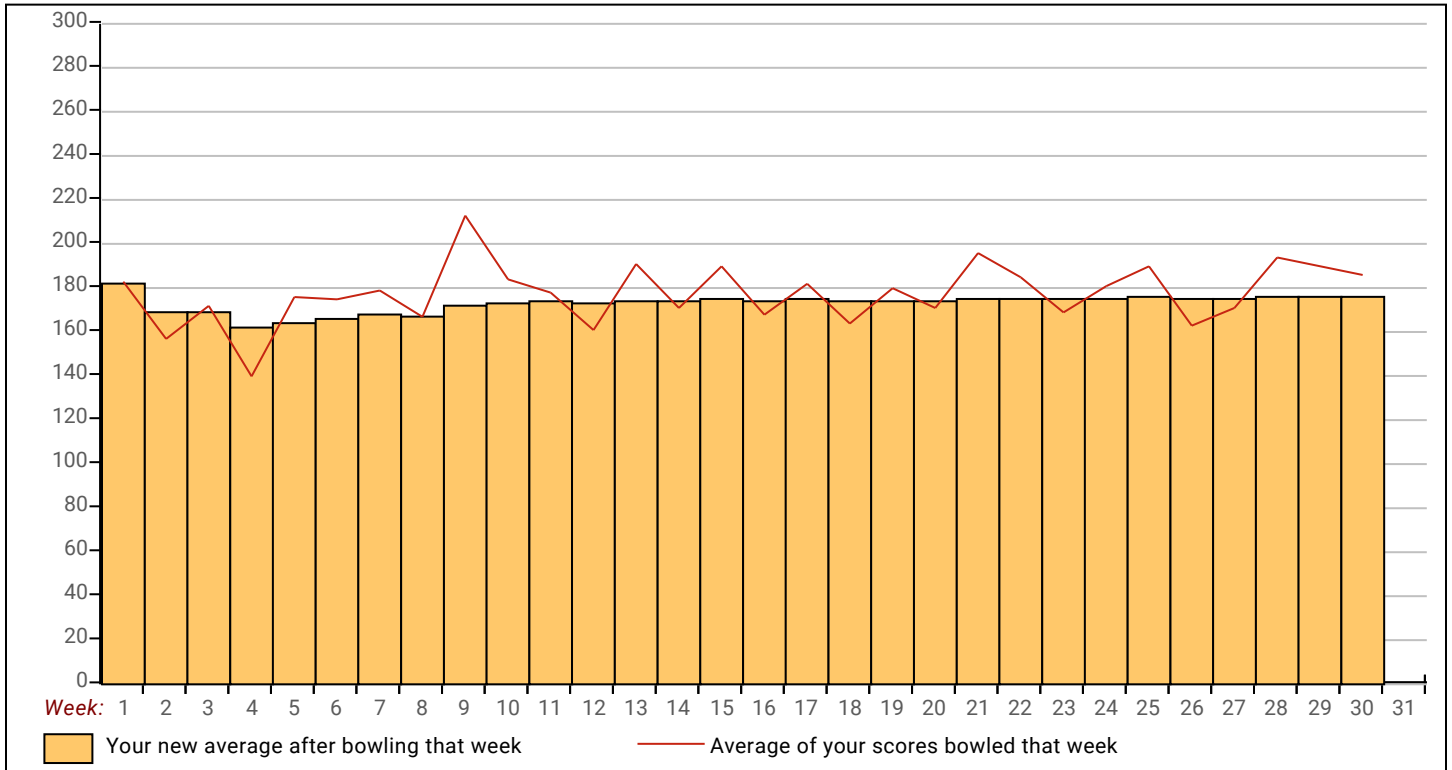
Town & Country 2025-26

Sunday 6:30 pm

Big Apple Fun Center

Lanes 3 - 8

Note: This report includes information through April 12 which is Week 30 of 31



Town & Country 2025-26

Note: This report includes information through April 12 which is Week 30 of 31

Kira L. Hancock's Bowling Record - Team 2: Cruizers

Week No.	Bowling Date	Old Avg	Old HDCP	HDCP				HDCP		---Average Change---			High Game	High Sers	HDCP Game	HDCP Sers			
				-1-	-2-	-3-	Total	Total	Pins	Gms	New	Old					---> +/-		
1	09/07/25	bk129	81	132	123	123	378	621	378	3	126.00	-	0.00	=	126.00	132	378	213	621
2	09/14/25	bk129	81	151	124	135	410	653	788	6	131.33	-	126.00	=	5.33	151	410	232	653
3	09/21/25	131	79	157	144	166	467	704	1255	9	139.44	-	131.33	=	8.11	166	467	245	704
4	09/28/25	139	71	126	131	157	414	627	1669	12	139.08	-	139.44	=	-0.36	166	467	245	704
5	10/05/25	139	71	135	120	136	391	604	2060	15	137.33	-	139.08	=	-1.75	166	467	245	704
6	10/12/25	137	73	149	132	130	411	630	2471	18	137.28	-	137.33	=	-0.06	166	467	245	704
7	10/19/25	137	73	138	171	151	460	679	2931	21	139.57	-	137.28	=	2.29	171	467	245	704
8	10/26/25	139	71	126	102	109	337	550	3268	24	136.17	-	139.57	=	-3.40	171	467	245	704
9	11/02/25	136	74	132	119	162	413	635	3681	27	136.33	-	136.17	=	0.17	171	467	245	704
10	11/09/25	136	74	92	117	127	336	558	4017	30	133.90	-	136.33	=	-2.43	171	467	245	704
11	11/16/25	133	77	157	121	115	393	624	4410	33	133.64	-	133.90	=	-0.26	171	467	245	704
12	11/23/25	133	77	156	156	155	467	698	4877	36	135.47	-	133.64	=	1.84	171	467	245	704
13	11/30/25	135	75	131	147	120	398	623	5275	39	135.26	-	135.47	=	-0.22	171	467	245	704
14	12/07/25	135	75	87	160	109	356	581	5631	42	134.07	-	135.26	=	-1.18	171	467	245	704
15	12/14/25	134	76	143	131	163	437	665	6068	45	134.84	-	134.07	=	0.77	171	467	245	704

End of 1st split

16	12/21/25	134	76	111	110	121	342	570	6410	48	133.54	-	134.84	=	-1.30	171	467	245	704
17	01/04/26	133	77	113	112	136	361	592	6771	51	132.76	-	133.54	=	-0.78	171	467	245	704
18	01/11/26	132	78	137	137	179	453	687	7224	54	133.78	-	132.76	=	1.01	179	467	257	704
19	01/18/26	133	77	169	137	149	455	686	7679	57	134.72	-	133.78	=	0.94	179	467	257	704
20	01/25/26	134	76	121	130	166	417	645	8096	60	134.93	-	134.72	=	0.21	179	467	257	704
21	02/01/26	134	76	151	135	160	446	674	8542	63	135.59	-	134.93	=	0.65	179	467	257	704
22	02/08/26	135	75	126	120	111	357	582	8899	66	134.83	-	135.59	=	-0.75	179	467	257	704
23	02/15/26	134	76	112	157	161	430	658	9329	69	135.20	-	134.83	=	0.37	179	467	257	704
24	02/22/26	135	75	124	135	170	429	654	9758	72	135.53	-	135.20	=	0.32	179	467	257	704
25	03/01/26	135	75	117	108	112	337	562	10095	75	134.60	-	135.53	=	-0.93	179	467	257	704
26	03/08/26	134	76	104	154	155	413	641	10508	78	134.72	-	134.60	=	0.12	179	467	257	704
27	03/15/26	134	76	154	134	139	427	655	10935	81	135.00	-	134.72	=	0.28	179	467	257	704
28	03/22/26	135	75	162	158	136	456	681	11391	84	135.61	-	135.00	=	0.61	179	467	257	704
29	03/29/26	135	75	159	138	178	475	700	11866	87	136.39	-	135.61	=	0.78	179	475	257	704
30	04/12/26	bk136	74	127	169	138	434	656	12300	90	136.67	-	136.39	=	0.28	179	475	257	704

End of 2nd split

<u><100</u>	<u>100's</u>	<u>125's</u>	<u>150's</u>	<u>175's</u>	<u>200's</u>	<u>225's</u>	<u>250's</u>	<u>275's</u>	<u>300's</u>
2	26	33	27	2					
<u><400</u>	<u>400's</u>	<u>450's</u>	<u>500's</u>	<u>550's</u>	<u>600's</u>	<u>650's</u>	<u>700's</u>	<u>750's</u>	<u>800's</u>
11	12	7							

<u>Avg of Game 1</u>	<u>Avg of Game 2</u>	<u>Avg of Game 3</u>
133.30	134.40	142.30

High game of 179 on week 18 High series of 475 on week 29 High average of 139.57 after bowling week 7
 Low game of 87 on week 14 Low series of 336 on week 10 Low average of 126.00 after bowling week 1

High Scores by Game

Game #1: 169 on week 19 Game #2: 171 on week 7 Game #3: 179 on week 18

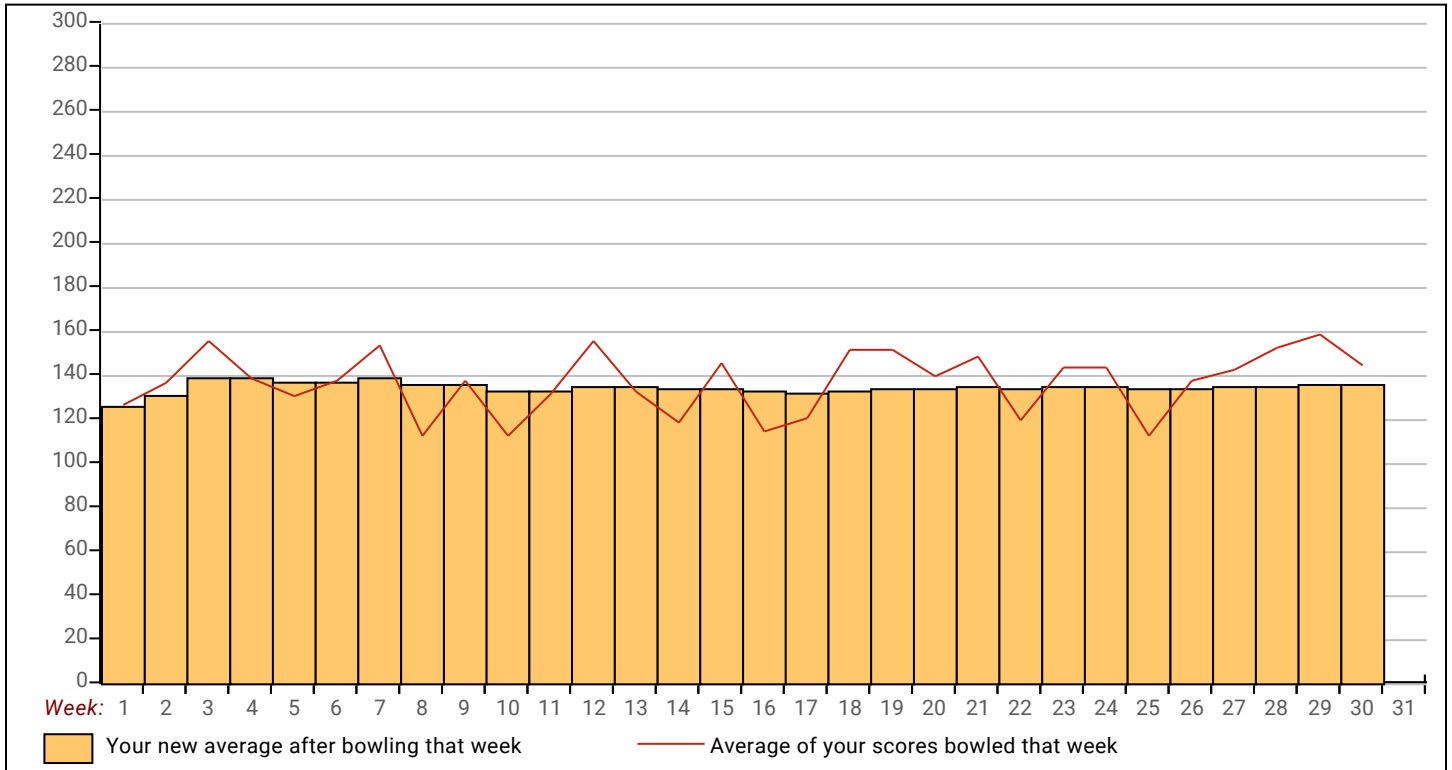
Town & Country 2025-26

Sunday 6:30 pm

Big Apple Fun Center

Lanes 3 - 8

Note: This report includes information through April 12 which is Week 30 of 31



Town & Country 2025-26

Note: This report includes information through April 12 which is Week 30 of 31

Kevin L. Moriarty's Bowling Record - Team 2: Cruizers

Week No.	Bowling Date	Old Avg	Old HDCP	HDCP			Total	HDCP Total	Pins	Gms	---Average Change---			High Game	High Sers	HDCP Game	HDCP Sers	
				-1-	-2-	-3-					New	Old	---> +/-					
1	09/07/25	0	0				0	0	0	0	-	0.00	=	0.00	0	0		
2	09/14/25	0	0				0	0	0	0	-	0.00	=	0.00	0	0		
3	09/21/25	0	0				0	0	0	0	-	0.00	=	0.00	0	0		
4	09/28/25	0	0				0	0	0	0	-	0.00	=	0.00	0	0		
5	10/05/25	0	0				0	0	0	0	-	0.00	=	0.00	0	0		
6	10/12/25	0	0				0	0	0	0	-	0.00	=	0.00	0	0		
7	10/19/25	0	0				0	0	0	0	-	0.00	=	0.00	0	0		
8	10/26/25	0	0				0	0	0	0	-	0.00	=	0.00	0	0		
9	11/02/25	0	0				0	0	0	0	-	0.00	=	0.00	0	0		
10	11/09/25	0	0				0	0	0	0	-	0.00	=	0.00	0	0		
11	11/16/25	0	0				0	0	0	0	-	0.00	=	0.00	0	0		
12	11/23/25	0	0				0	0	0	0	-	0.00	=	0.00	0	0		
13	11/30/25	0	0				0	0	0	0	-	0.00	=	0.00	0	0		
14	12/07/25	0	0				0	0	0	0	-	0.00	=	0.00	0	0		
15	12/14/25	0	0				0	0	0	0	-	0.00	=	0.00	0	0		

End of 1st split

16	12/21/25	206	4	183	243	193	619	631	619	3	206.33	-	0.00	=	206.33	243	619	247	631
17	01/04/26	206	4	236	193	164	593	605	1212	6	202.00	-	206.33	=	-4.33	243	619	247	631
18	01/11/26	202	8	182	227	183	592	616	1804	9	200.44	-	202.00	=	-1.56	243	619	247	631
19	01/18/26	200	10	208	155	182	545	575	2349	12	195.75	-	200.44	=	-4.69	243	619	247	631
20	01/25/26	195	15	253	224	177	654	699	3003	15	200.20	-	195.75	=	4.45	253	654	268	699
21	02/01/26	200	10	226	195	200	621	651	3624	18	201.33	-	200.20	=	1.13	253	654	268	699
22	02/08/26	201	9	226	200	153	579	606	4203	21	200.14	-	201.33	=	-1.19	253	654	268	699
23	02/15/26	200	10	222	159	150	531	561	4734	24	197.25	-	200.14	=	-2.89	253	654	268	699
24	02/22/26	197	13	159	213	180	552	591	5286	27	195.78	-	197.25	=	-1.47	253	654	268	699
25	03/01/26	195	15	166	181	189	536	581	5822	30	194.07	-	195.78	=	-1.71	253	654	268	699
26	03/08/26	194	16	190	254	214	658	706	6480	33	196.36	-	194.07	=	2.30	254	658	270	706
27	03/15/26	196	14	180	186	225	591	633	7071	36	196.42	-	196.36	=	0.05	254	658	270	706
28	03/22/26	196	14	148	199	168	515	557	7586	39	194.51	-	196.42	=	-1.90	254	658	270	706
29	03/29/26	194	16	180	186	157	523	571	8109	42	193.07	-	194.51	=	-1.44	254	658	270	706
30	04/12/26	193	17	194	167	179	540	591	8649	45	192.20	-	193.07	=	-0.87	254	658	270	706

End of 2nd split

<u><100</u>	<u>100's</u>	<u>125's</u>	<u>150's</u>	<u>175's</u>	<u>200's</u>	<u>225's</u>	<u>250's</u>	<u>275's</u>	<u>300's</u>
		1	10	19	7	6	2		
<u><400</u>	<u>400's</u>	<u>450's</u>	<u>500's</u>	<u>550's</u>	<u>600's</u>	<u>650's</u>	<u>700's</u>	<u>750's</u>	<u>800's</u>
			6	5	2	2			
			<u>Avg of Game 1</u>	<u>Avg of Game 2</u>	<u>Avg of Game 3</u>				
			196.87	198.80	180.93				

High game of 254 on week 26 High series of 658 on week 26 High average of 206.33 after bowling week 16
 Low game of 148 on week 28 Low series of 515 on week 28 Low average of 192.20 after bowling week 30

High Scores by Game

Game #1: 253 on week 20 Game #2: 254 on week 26 Game #3: 225 on week 27

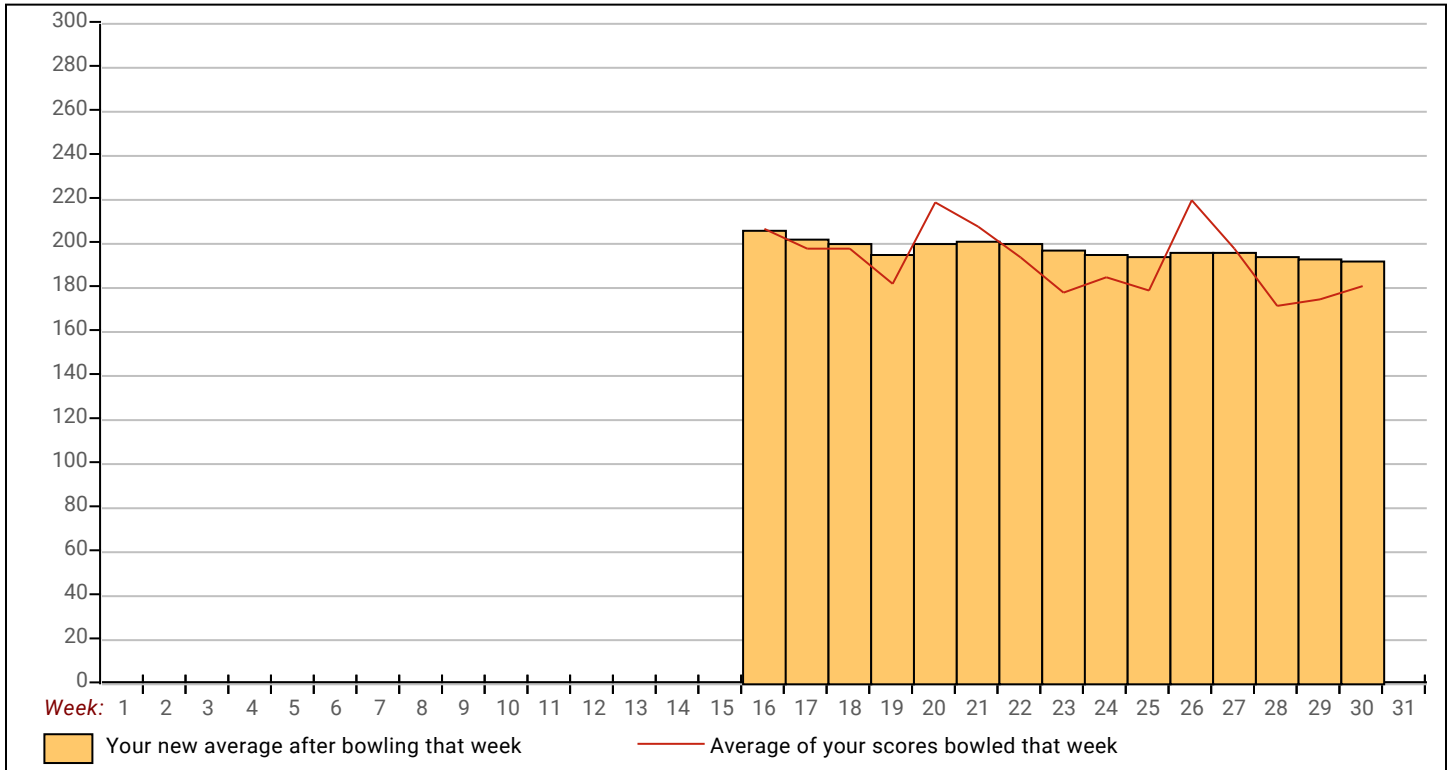
Town & Country 2025-26

Sunday 6:30 pm

Big Apple Fun Center

Lanes 3 - 8

Note: This report includes information through April 12 which is Week 30 of 31



Town & Country 2025-26

Note: This report includes information through April 12 which is Week 30 of 31

Trish R. Hancock's Bowling Record - Team 2: Cruizers

Week No.	Bowling Date	Old Avg	Old HDCP	-1-	-2-	-3-	Total	HDCP Total	Pins	Gms	---Average Change---			High Game	High Sers	HDCP Game	HDCP Sers	
											New	Old	---> +/-					
1	09/07/25	bk135	0				0	0	0	0	-	0.00	=	0.00	0	0		
2	09/14/25	bk135	0				0	0	0	0	-	0.00	=	0.00	0	0		
3	09/21/25	bk135	0				0	0	0	0	-	0.00	=	0.00	0	0		
4	09/28/25	bk135	0				0	0	0	0	-	0.00	=	0.00	0	0		
5	10/05/25	bk135	0				0	0	0	0	-	0.00	=	0.00	0	0		
6	10/12/25	bk135	0				0	0	0	0	-	0.00	=	0.00	0	0		
7	10/19/25	bk135	0				0	0	0	0	-	0.00	=	0.00	0	0		
8	10/26/25	bk135	0				0	0	0	0	-	0.00	=	0.00	0	0		
9	11/02/25	bk135	0				0	0	0	0	-	0.00	=	0.00	0	0		
10	11/09/25	bk135	0				0	0	0	0	-	0.00	=	0.00	0	0		
11	11/16/25	bk135	0				0	0	0	0	-	0.00	=	0.00	0	0		
12	11/23/25	bk135	0				0	0	0	0	-	0.00	=	0.00	0	0		
13	11/30/25	bk135	0				0	0	0	0	-	0.00	=	0.00	0	0		
14	12/07/25	bk135	0				0	0	0	0	-	0.00	=	0.00	0	0		
15	12/14/25	bk135	0				0	0	0	0	-	0.00	=	0.00	0	0		

End of 1st split

16	12/21/25	bk135	0				0	0	0	0	-	0.00	=	0.00	0	0		
17	01/04/26	bk135	0				0	0	0	0	-	0.00	=	0.00	0	0		
18	01/11/26	bk135	0				0	0	0	0	-	0.00	=	0.00	0	0		
19	01/18/26	bk135	0				0	0	0	0	-	0.00	=	0.00	0	0		
20	01/25/26	bk135	0				0	0	0	0	-	0.00	=	0.00	0	0		
21	02/01/26	bk135	0				0	0	0	0	-	0.00	=	0.00	0	0		
22	02/08/26	bk135	0				0	0	0	0	-	0.00	=	0.00	0	0		
23	02/15/26	bk135	0				0	0	0	0	-	0.00	=	0.00	0	0		
24	02/22/26	bk135	0				0	0	0	0	-	0.00	=	0.00	0	0		
25	03/01/26	bk135	0				0	0	0	0	-	0.00	=	0.00	0	0		
26	03/08/26	bk135	0				0	0	0	0	-	0.00	=	0.00	0	0		
27	03/15/26	bk135	0				0	0	0	0	-	0.00	=	0.00	0	0		
28	03/22/26	bk135	0				0	0	0	0	-	0.00	=	0.00	0	0		
29	03/29/26	bk135	0				0	0	0	0	-	0.00	=	0.00	0	0		
30	04/12/26	bk135	75				0	0	0	0	-	0.00	=	0.00	0	0		

End of 2nd split

<u><100</u>	<u>100's</u>	<u>125's</u>	<u>150's</u>	<u>175's</u>	<u>200's</u>	<u>225's</u>	<u>250's</u>	<u>275's</u>	<u>300's</u>
<u><400</u>	<u>400's</u>	<u>450's</u>	<u>500's</u>	<u>550's</u>	<u>600's</u>	<u>650's</u>	<u>700's</u>	<u>750's</u>	<u>800's</u>

Avg of Game 1 Avg of Game 2 Avg of Game 3

High game of 0 on week 1 High series of 0 on week 1 High average of 0.00 after bowling week 30
 Low game of 0 on week 1 Low series of 0 on week 1 Low average of 0.00 after bowling week 30

High Scores by Game
 Game #1: 0 on week 1 Game #2: 0 on week 1 Game #3: 0 on week 1

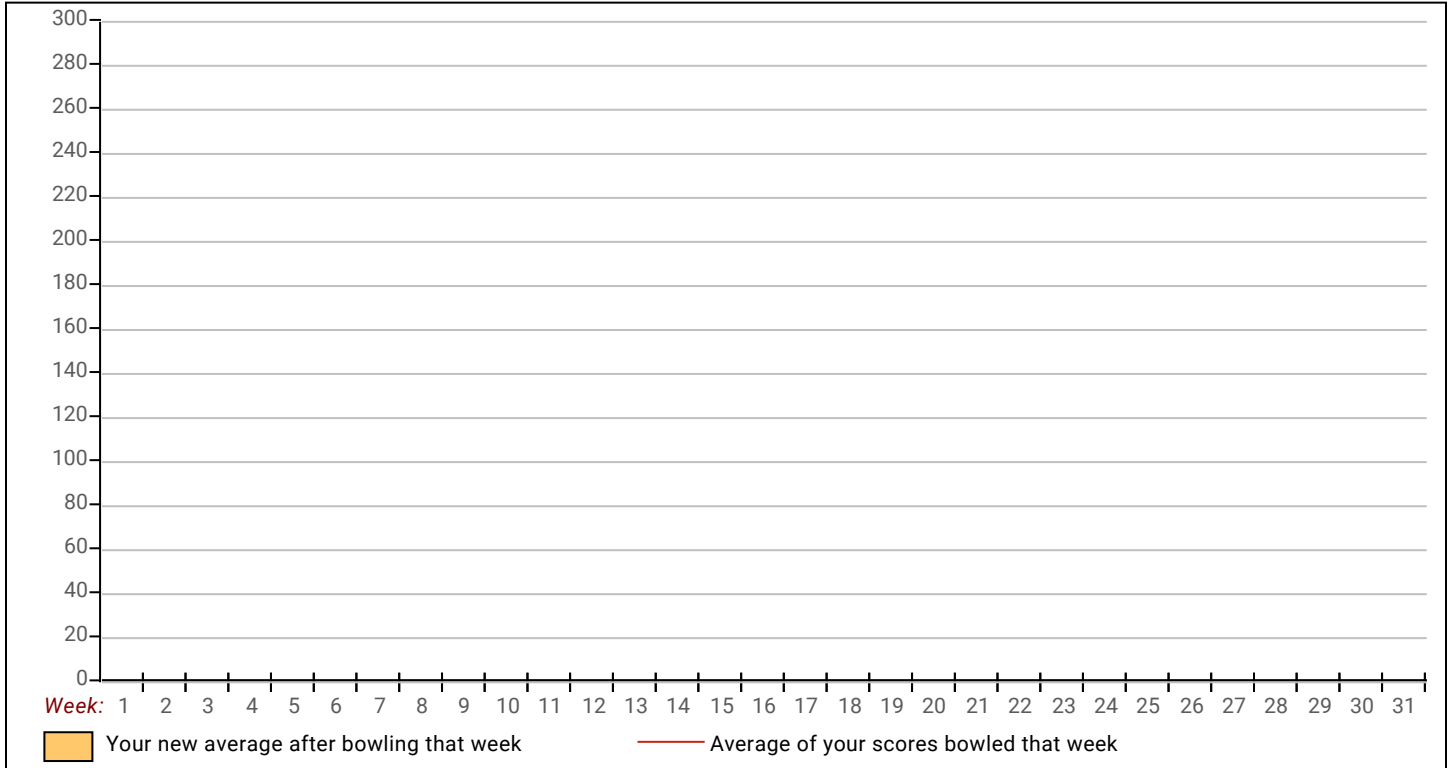
Town & Country 2025-26

Sunday 6:30 pm

Big Apple Fun Center

Lanes 3 - 8

Note: This report includes information through April 12 which is Week 30 of 31



Town & Country 2025-26

Note: This report includes information through April 12 which is Week 30 of 31

John L. Krotz's Bowling Record - Team 2: Cruizers

Week No.	Bowling Date	Old Avg	Old HDCP	Old				HDCP		Pins Gms		---Average Change---			High Game	High Sers	HDCP Game	HDCP Sers	
				-1-	-2-	-3-	Total	Total	Total	Total	New	Old	---> +/-						
1	09/07/25	bk180	30	164	166	156	486	576	486	3	162.00	-	0.00	=	162.00	166	486	196	576
2	09/14/25	bk180	30	141	141	169	451	541	937	6	156.17	-	162.00	=	-5.83	169	486	199	576
3	09/21/25	156	54	222	154	139	515	677	1452	9	161.33	-	156.17	=	5.17	222	515	276	677
4	09/28/25	161	49	126	136	140	402	549	1854	12	154.50	-	161.33	=	-6.83	222	515	276	677
5	10/05/25	154	56	150	169	195	514	682	2368	15	157.87	-	154.50	=	3.37	222	515	276	682
6	10/12/25	157	53	191	162	150	503	662	2871	18	159.50	-	157.87	=	1.63	222	515	276	682
7	10/19/25	159	51	175	176	165	516	669	3387	21	161.29	-	159.50	=	1.79	222	516	276	682
8	10/26/25	161	49	170	146	178	494	641	3881	24	161.71	-	161.29	=	0.42	222	516	276	682
9	11/02/25	161	49	189	181	144	514	661	4395	27	162.78	-	161.71	=	1.07	222	516	276	682
10	11/09/25	162	48	180	157	224	561	705	4956	30	165.20	-	162.78	=	2.42	224	561	276	705
11	11/16/25	165	45	157	153	142	452	587	5408	33	163.88	-	165.20	=	-1.32	224	561	276	705
12	11/23/25	163	47	169	193	167	529	670	5937	36	164.92	-	163.88	=	1.04	224	561	276	705
13	11/30/25	164	46	183	212	234	629	767	6566	39	168.36	-	164.92	=	3.44	234	629	280	767
14	12/07/25	168	42	195	156	183	534	660	7100	42	169.05	-	168.36	=	0.69	234	629	280	767
15	12/14/25	169	41	228	183	167	578	701	7678	45	170.62	-	169.05	=	1.57	234	629	280	767

End of 1st split

16	12/21/25	170	40	166	191	204	561	681	8239	48	171.65	-	170.62	=	1.02	234	629	280	767
17	01/04/26	171	39	182	170	220	572	689	8811	51	172.76	-	171.65	=	1.12	234	629	280	767
18	01/11/26	172	38	212	167	160	539	653	9350	54	173.15	-	172.76	=	0.38	234	629	280	767
19	01/18/26	173	0				0	0	9350	54	173.15	-	173.15	=	0.00	234	629	280	767
20	01/25/26	173	0				0	0	9350	54	173.15	-	173.15	=	0.00	234	629	280	767
21	02/01/26	173	0				0	0	9350	54	173.15	-	173.15	=	0.00	234	629	280	767
22	02/08/26	173	0				0	0	9350	54	173.15	-	173.15	=	0.00	234	629	280	767
23	02/15/26	173	0				0	0	9350	54	173.15	-	173.15	=	0.00	234	629	280	767
24	02/22/26	173	0				0	0	9350	54	173.15	-	173.15	=	0.00	234	629	280	767
25	03/01/26	173	0				0	0	9350	54	173.15	-	173.15	=	0.00	234	629	280	767
26	03/08/26	173	0				0	0	9350	54	173.15	-	173.15	=	0.00	234	629	280	767
27	03/15/26	173	0				0	0	9350	54	173.15	-	173.15	=	0.00	234	629	280	767
28	03/22/26	173	0				0	0	9350	54	173.15	-	173.15	=	0.00	234	629	280	767
29	03/29/26	173	0				0	0	9350	54	173.15	-	173.15	=	0.00	234	629	280	767
30	04/12/26	bk173	37				0	0	9350	54	173.15	-	173.15	=	0.00	234	629	280	767

End of 2nd split

<u><100</u>	<u>100's</u>	<u>125's</u>	<u>150's</u>	<u>175's</u>	<u>200's</u>	<u>225's</u>	<u>250's</u>	<u>275's</u>	<u>300's</u>
		9	22	15	6	2			
<u><400</u>	<u>400's</u>	<u>450's</u>	<u>500's</u>	<u>550's</u>	<u>600's</u>	<u>650's</u>	<u>700's</u>	<u>750's</u>	<u>800's</u>
	1	4	8	4	1				
<u>Avg of Game 1</u>			<u>Avg of Game 2</u>			<u>Avg of Game 3</u>			
177.78			167.39			174.28			

High game of 234 on week 13 High series of 629 on week 13 High average of 173.15 after bowling week 18
 Low game of 126 on week 4 Low series of 402 on week 4 Low average of 154.50 after bowling week 4

High Scores by Game

Game #1: 228 on week 15 Game #2: 212 on week 13 Game #3: 234 on week 13

Town & Country 2025-26

Sunday 6:30 pm

Big Apple Fun Center

Lanes 3 - 8

Note: This report includes information through April 12 which is Week 30 of 31

