

Service 2025-26

Thursday 6:30 pm

Big Apple Fun Center

Lanes 1 - 16

President: Chuck Brisbin (308)440-2265

Vice President: Gordon Thiessen (402)628-0196

Secretary/Treasurer: Gary Hatcher (308)238-3914

Team Standings

Place	#	Team Name	Points Won	Points Lost	%Won	Pins + HDCP	Scratch Pins	Avg p/gm	High Game	High Sers	HDCP Game	HDCP Sers
1	9	Ryan Mingus Plumbing	156	84	65.0	20330	15833	879	1012	2772	1244	3501
2	7	Chugs Bowling Stones	149½	90½	62.3	20247	15585	865	1038	2713	1306	3571
3	14	The Church Key	144½	95½	60.2	20064	15702	872	995	2771	1223	3455
4	5	Coors Light	143	97	59.6	19853	16487	915	1012	2866	1189	3409
5	3	3 Holes 1 Goal	136½	103½	56.9	20197	16126	895	1049	2789	1279	3473
6	12	Rudy's Tires	135½	104½	56.5	20361	14949	830	982	2777	1261	3614
7	4	Cellar Sports Bar	127	113	52.9	19949	17489	971	1086	3088	1215	3400
8	10	Pat's Plumbing Service	120½	119½	50.2	19900	16834	935	1042	2964	1213	3488
9	15	Walter's Electric	115	125	47.9	20457	15012	834	1075	2799	1376	3754
10	8	BluePrint Engines	112	128	46.7	19924	13804	766	934	2420	1251	3445
11	6	Graham Transportation	108	132	45.0	19714	17653	980	1106	3238	1195	3505
12	16	Northgate Veterinary Clinic	103	137	42.9	19948	15169	842	946	2682	1240	3564
13	13	The Lawn Builders	101	139	42.1	19805	16367	909	1091	2862	1314	3546
14	2	Belschners	96	144	40.0	19961	11612	645	709	2025	1164	3390
15	11	Bud Light	77½	162½	32.3	19532	14363	797	891	2552	1143	3310
16	1	Draw Team	95	145		19574	15758	875	1049	2964	1279	3435

Review of Last Week's Bowling.....

Lanes	Team Name	HDCP -1-	HDCP -2-	HDCP -3-	HDCP Total	Last Wk WON		Team Name	HDCP -1-	HDCP -2-	HDCP -3-	HDCP Total	Last Wk WON
1-2	Draw Team	1279	1074	1058	3411	20	<-->	Cellar Sports Bar	938	1142	1122	3202	20
3-4	Ryan Mingus Plumbin	1244	1073	1127	3444	13	<-->	The Lawn Builders	1215	1130	1201	3546	27
5-6	Rudy's Tires	1148	1139	1182	3469	10	<-->	Northgate Veterinary	1183	1141	1240	3564	30
7-8	Pat's Plumbing Servic	1154	1024	1213	3391	14	<-->	3 Holes 1 Goal	1279	1074	1058	3411	26
9-10	Graham Transportatio	1019	1119	957	3095	6	<-->	The Church Key	1143	1191	1044	3378	34
11-12	Walter's Electric	1000	1124	1023	3147	5½	<-->	BluePrint Engines	1064	1177	1204	3445	34½
13-14	Coors Light	1137	1062	1175	3374	32	<-->	Bud Light	1112	1034	1103	3249	8
15-16	Belschners	1095	1152	1142	3389	6	<-->	Chugs Bowling Stones	1189	1190	1192	3571	34

Lane Assignments

	1-2	3-4	5-6	7-8	9-10	11-12	13-14	15-16
Wk07 10/16	1- 8	7- 16	4- 9	12- 6	15- 11	10- 14	3- 2	13- 5
Wk08 10/23	1- 11	6- 7	2- 14	8- 9	10- 12	5- 4	15- 13	16- 3
Wk09 10/30	1- 14	15- 3	11- 8	4- 13	2- 16	12- 9	7- 5	6- 10

Last Week's Top Scores

Team Scratch Game	Team Scratch Series	Team Handicap Game	Team Handicap Series
1049 3 Holes 1 Goal	2862 The Lawn Builders	1279 3 Holes 1 Goal	3571 Chugs Bowling Sto
1013 Graham Transportation	2779 Pat's Plumbing Service	1244 Ryan Mingus Plumbing	3564 Northgate Veterina
1012 Ryan Mingus Plumbing	2777 Graham Transportation	1240 Northgate Veterinary Clinic	3546 The Lawn Builders
1009 Pat's Plumbing Service	2750 Coors Light	1215 The Lawn Builders	3469 Rudy's Tires
991 Cellar Sports Bar	2749 Cellar Sports Bar	1213 Pat's Plumbing Service	3445 BluePrint Engines
987 The Lawn Builders	2748 Ryan Mingus Plumbing	1204 BluePrint Engines	3444 Ryan Mingus Plum
967 Coors Light	2721 3 Holes 1 Goal	1192 Chugs Bowling Stones	3411 3 Holes 1 Goal
946 Northgate Veterinary Clinic	2682 Northgate Veterinary Clinic	1191 The Church Key	3391 Pat's Plumbing Ser
929 The Church Key	2592 The Church Key	1182 Rudy's Tires	3389 Belschners
852 Chugs Bowling Stones	2551 Chugs Bowling Stones	1175 Coors Light	3378 The Church Key
852 Walter's Electric	2419 Rudy's Tires	1152 Belschners	3374 Coors Light
841 BluePrint Engines	2356 BluePrint Engines	1142 Cellar Sports Bar	3249 Bud Light
832 Rudy's Tires	2349 Bud Light	1124 Walter's Electric	3202 Cellar Sports Bar
812 Bud Light	2331 Walter's Electric	1119 Graham Transportation	3147 Walter's Electric
677 Belschners	1964 Belschners	1112 Bud Light	3095 Graham Transport

Last Week's Top Scores - Continued

<u>Scratch Game</u>		<u>Scratch Series</u>		<u>Handicap Game</u>		<u>Handicap Series</u>	
275	Noel Carnahan	698	Bruce Hatcher	314	Noel Carnahan	809	Bruce Hatcher
269	Jeremy Sklenar	678	Jeremy Sklenar	308	Eric Zikmund	784	Jared Dingle
259	Eric Zikmund	658	Larry Wilke	296	Bobby Turner Jr	766	Larry Wilke
257	Devan Des'Hotel	649	Jarod Zikmund	293	Johnny Nikkila	761	Noel Carnahan
248	Trevor Hibberd	644	Noel Carnahan	286	Jeremy Sklenar	757	Dave Jamrog
246	Jason White	640	Jason White	286	Trevor Hibberd	753	Calvin Harper
245	Bruce Hatcher	625	Devan Des'Hotel	285	Duane Aubushon	749	Ivan Stones
237	Bryon Sazama	625	Trevor Hibberd	283	Jerry Schmitz	741	Eric Zikmund
237	Jarod Zikmund	616	Jared Dingle	283	Anthony Aubushon	740	Anthony Eigenberg
235	Johnny Nikkila	611	Chuck Brisbin	282	Bruce Hatcher	739	Trevor Hibberd

Season High Scores

<u>Team Scratch Game</u>		<u>Team Scratch Series</u>		<u>Team Handicap Game</u>		<u>Team Handicap Series</u>	
1106	Graham Transportation	3238	Graham Transportation	1376	Walter's Electric	3754	Walter's Electric
1091	The Lawn Builders	3088	Cellar Sports Bar	1314	The Lawn Builders	3614	Rudy's Tires
1086	Cellar Sports Bar	2964	Pat's Plumbing Service	1306	Chugs Bowling Stones	3571	Chugs Bowling Sto
1075	Walter's Electric	2866	Coors Light	1279	3 Holes 1 Goal	3564	Northgate Veterina
1049	3 Holes 1 Goal	2862	The Lawn Builders	1261	Rudy's Tires	3546	The Lawn Builders
1042	Pat's Plumbing Service	2799	Walter's Electric	1251	BluePrint Engines	3505	Graham Transport
1038	Chugs Bowling Stones	2789	3 Holes 1 Goal	1244	Ryan Mingus Plumbing	3501	Ryan Mingus Plum
1012	Coors Light	2777	Rudy's Tires	1240	Northgate Veterinary Clinic	3488	Pat's Plumbing Ser
1012	Ryan Mingus Plumbing	2772	Ryan Mingus Plumbing	1223	The Church Key	3473	3 Holes 1 Goal
995	The Church Key	2771	The Church Key	1215	Cellar Sports Bar	3455	The Church Key
982	Rudy's Tires	2713	Chugs Bowling Stones	1213	Pat's Plumbing Service	3445	BluePrint Engines
946	Northgate Veterinary Clinic	2682	Northgate Veterinary Clinic	1195	Graham Transportation	3409	Coors Light
934	BluePrint Engines	2552	Bud Light	1189	Coors Light	3400	Cellar Sports Bar
891	Bud Light	2420	BluePrint Engines	1164	Belschners	3390	Belschners
709	Belschners	2025	Belschners	1143	Bud Light	3310	Bud Light
<u>Scratch Game</u>		<u>Scratch Series</u>		<u>Handicap Game</u>		<u>Handicap Series</u>	
279	Devan Des'Hotel	763	Devan Des'Hotel	344	Nate Clapp	908	Randall Purdy
278	Randall Purdy	744	Jason White	338	Randall Purdy	833	Nate Clapp
275	Noel Carnahan	728	Randall Purdy	314	Noel Carnahan	817	Anthony Aubushon
269	Jeremy Sklenar	717	Todd Mathews	308	Eric Zikmund	817	Brycen Gillming
268	Todd Mathews	698	Bruce Hatcher	308	Taylor Patterson	809	Bruce Hatcher
268	Jason White	694	Aaron Rewinkel	304	Brycen Gillming	801	Trevor Hibberd
267	Gordon Thiessen	680	Gordon Thiessen	299	Brad Olson	784	Jared Dingle
267	Brad Olson	680	Dustin Graham	296	Michael Marcellus	778	Darrin Karsten
266	Michael Marcellus	680	Jeremy Sklenar	296	Bobby Turner Jr	778	Devan Des'Hotel
259	Eric Zikmund	679	Brycen Gillming	294	Trevor Hibberd	777	Jason White

Team Rosters

1 - Draw Team

<u>Name</u>	<u>Avg</u>	<u>HDCP</u>	<u>Pins</u>	<u>Gms</u>	<u>Points Won</u>	<u>High Game</u>	<u>High Sers</u>	<u>HDCP Game</u>	<u>HDCP Sers</u>	<u>0's</u>	<u>200's</u>	<u>250's</u>	<u>0's</u>	<u>600's</u>	<u>700's</u>
				18	16.0	165	437	262	737	18	--	--	6	--	--
				18	13.0	201	490	280	727	17	1	--	6	--	--
				18	9.0	173	457	264	717	18	--	--	6	--	--
				18	15.0	203	534	255	708	16	2	--	6	--	--
				18	9.0	243	608	283	739	13	5	--	4	2	--

2 - Belschners

<u>Name</u>	<u>Avg</u>	<u>HDCP</u>	<u>Pins</u>	<u>Gms</u>	<u>Points Won</u>	<u>High Game</u>	<u>High Sers</u>	<u>HDCP Game</u>	<u>HDCP Sers</u>	<u>0's</u>	<u>200's</u>	<u>250's</u>	<u>0's</u>	<u>600's</u>	<u>700's</u>
Bob Cherry	121	104	2180	18	9.0	150	399	255	714	18	--	--	6	--	--
Jeremy D. Smith	119	106	1799	15	8.0	190	420	293	729	15	--	--	5	--	--
Jerry L. Fisher	130	95	2340	18	11.0	177	431	275	737	18	--	--	6	--	--
Dave Jamrog	152	73	2280	15	11.0	199	520	269	757	15	--	--	5	--	--
Ariel H. Weber	128	97	1539	12	11.0	173	441	275	747	12	--	--	4	--	--

3 - 3 Holes 1 Goal

Name	Avg	HDCP	Pins	Gms	Points Won	High Game	High Sers	HDCP Game	HDCP Sers	0's	200's	250's	0's	600's	700's
Bryon J. Sazama	180	45	2709	15	10.0	237	594	281	729	11	4	--	5	--	--
Darcy W. Huffman	158	67	2852	18	8.0	215	546	275	726	17	1	--	6	--	--
Noel T. Carnahan	191	34	3443	18	17.0	275	644	314	763	11	6	1	3	3	--
Darrin W. Karsten	170	55	3077	18	9.0	203	595	271	778	15	3	--	6	--	--
Aaron D. Rewinkel	200	25	3010	15	15.5	251	694	270	751	6	8	1	1	4	--

4 - Cellar Sports Bar

Name	Avg	HDCP	Pins	Gms	Points Won	High Game	High Sers	HDCP Game	HDCP Sers	0's	200's	250's	0's	600's	700's
Tom McLeod	176	49	2117	12	8.0	234	543	270	664	10	2	--	4	--	--
Brycen L. Gillming	bk179	46	1195	6	4.0	258	679	304	817	3	2	1	1	1	--
Todd M. Mathews	bk215	10	1286	6	4.0	268	717	278	747	2	3	1	1	--	1
Chuck M. Brisbin	205	20	3696	18	13.0	237	658	256	694	8	10	--	2	4	--
Scott B. Aschwege	175	50	1576	9	4.0	212	528	261	675	8	1	--	3	--	--
Randy J. Bauer	197	28	3548	18	10.0	246	652	276	742	10	8	--	4	2	--
Jerred J. Johnson	200	25	2408	12	9.0	221	637	238	688	4	8	--	1	3	--

5 - Coors Light

Name	Avg	HDCP	Pins	Gms	Points Won	High Game	High Sers	HDCP Game	HDCP Sers	0's	200's	250's	0's	600's	700's
Nick J. Stockton	bk170	55	986	6	4.0	183	524	238	689	6	--	--	2	--	--
Kirk E. Kossman	bk169	56	896	6	3.0	182	448	238	616	6	--	--	2	--	--
Bobby Turner Jr	163	62	2934	18	14.0	233	529	296	724	15	3	--	6	--	--
Gary D. Hatcher	181	44	2176	12	6.0	202	579	241	696	11	1	--	4	--	--
Dirk C. Yonkers	180	45	2160	12	10.0	206	562	251	706	9	3	--	4	--	--
Mark A. Yonkers	196	29	3532	18	15.0	247	669	271	741	7	11	--	3	3	--
Jeremy D. Sklenar	211	14	3803	18	11.0	269	680	286	740	7	9	2	2	4	--

6 - Graham Transportation

Name	Avg	HDCP	Pins	Gms	Points Won	High Game	High Sers	HDCP Game	HDCP Sers	0's	200's	250's	0's	600's	700's
Vincent T. Mulroney	165	60	2485	15	9.0	210	550	254	682	14	1	--	5	--	--
TC Callahan	165	60	1984	12	9.0	193	527	241	671	12	--	--	4	--	--
Jason T. White	210	15	2520	12	6.0	268	744	279	777	5	6	1	2	1	1
Gordon E. Thiessen	206	19	3719	18	10.0	267	680	280	719	8	8	2	2	4	--
Dustin W. Graham	203	22	3661	18	7.0	241	680	259	728	8	10	--	3	3	--
Devan J. Des'Hotel	218	7	3284	15	12.0	279	763	284	778	6	5	4	1	3	1

7 - Chugs Bowling Stones

Name	Avg	HDCP	Pins	Gms	Points Won	High Game	High Sers	HDCP Game	HDCP Sers	0's	200's	250's	0's	600's	700's
Dave M. Weiler	172	53	2582	15	14.0	213	551	262	695	11	4	--	5	--	--
Jordan W. McCaslin	151	74	2720	18	14.5	200	501	279	753	17	1	--	6	--	--
Jared D. Dingle	175	50	3159	18	10.0	221	616	281	784	14	4	--	5	1	--
Michael C. Gruber	192	33	3462	18	12.0	253	647	293	767	11	6	1	5	1	--
Devon L. Smith	188	37	3390	18	16.0	225	610	264	718	11	7	--	5	1	--

8 - BluePrint Engines

Name	Avg	HDCP	Pins	Gms	Points Won	High Game	High Sers	HDCP Game	HDCP Sers	0's	200's	250's	0's	600's	700's
Grant D. Serbousek	128	97	2315	18	16.0	165	437	262	737	18	--	--	6	--	--
Matt R. Kloeping	143	82	2584	18	13.0	201	490	280	727	17	1	--	6	--	--
Tom Boswell	136	89	2453	18	9.0	173	457	264	717	18	--	--	6	--	--
Troy L. Modlin	168	57	3040	18	15.0	203	534	255	708	16	2	--	6	--	--
Mike J. Johnson	189	36	3412	18	9.0	243	608	283	739	13	5	--	4	2	--

9 - Ryan Mingus Plumbing

Name	Avg	HDCP	Pins	Gms	Points Won	High Game	High Sers	HDCP Game	HDCP Sers	0's	200's	250's	0's	600's	700's
David J. Sieczkowski	163	62	2620	16	8.0	200	549	248	693	15	1	--	5	--	--
Thomas E. Sieczkowski	169	56	3050	18	12.5	202	550	266	733	16	2	--	6	--	--
Ryan D. Mingus	181	44	2716	15	8.0	221	623	264	767	9	6	--	4	1	--
Trevor D. Hibberd	190	35	3432	18	19.5	248	654	294	801	11	7	--	4	2	--
Larry A. Wilke	195	30	2929	15	17.0	234	658	273	766	9	6	--	4	1	--

10 - Pat's Plumbing Service

Name	Avg	HDCP	Pins	Gms	Points Won	High Game	High Sers	HDCP Game	HDCP Sers	0's	200's	250's	0's	600's	700's
Pat Garrelts	bk191	34	1148	6	6.0	214	616	248	718	4	2	--	1	1	--
Jacob A. Garrelts	218	7	654	3	4.0	246	654	253	675	--	3	--	--	1	--
Todd L. Cline	190	35	3428	18	11.0	223	613	254	726	9	9	--	3	3	--
Scott A. Orcutt	176	49	2650	15	8.0	196	563	240	666	15	--	--	5	--	--
Tab A. Eastberg	182	43	2730	15	8.0	224	593	270	731	10	5	--	5	--	--
Jerry Schmitz	177	48	2669	15	10.0	232	579	283	732	13	2	--	5	--	--
Josh A. Garrelts	197	28	3555	18	13.5	243	642	264	705	9	9	--	3	3	--

11 - Bud Light

Name	Avg	HDCP	Pins	Gms	Points Won	High Game	High Sers	HDCP Game	HDCP Sers	0's	200's	250's	0's	600's	700's
Randy Schroer	135	90	1218	9	1.5	162	433	241	670	9	--	--	3	--	--
Danny Jeffryes	168	57	2020	12	7.0	216	590	266	740	9	3	--	4	--	--
Donn Loy	174	51	3146	18	16.0	201	546	258	717	17	1	--	6	--	--
Tom Soderholm	bk180	45	967	6	6.0	174	514	219	649	6	--	--	2	--	--
Ron G. Kramer	152	73	2286	15	9.0	203	555	258	720	13	2	--	5	--	--
Gil K. Kindsfater	132	93	1195	9	3.0	161	445	229	649	9	--	--	3	--	--
Tom R. Nickerson	164	61	2466	15	7.0	222	528	267	702	12	3	--	5	--	--

12 - Rudy's Tires

Name	Avg	HDCP	Pins	Gms	Points Won	High Game	High Sers	HDCP Game	HDCP Sers	0's	200's	250's	0's	600's	700's
Nate J. Clapp	156	69	1410	9	6.0	258	575	344	833	8	--	1	3	--	--
Calvin J. Harper	141	84	1271	9	6.0	180	474	273	753	9	--	--	3	--	--
Taylor R. Patterson	139	86	1669	12	9.0	214	465	308	747	11	1	--	4	--	--
Saun J. Patterson	151	74	1361	9	2.0	170	475	234	667	9	--	--	3	--	--
Austin C. Aubushon	187	38	1123	6	4.0	213	574	247	676	5	1	--	2	--	--
Duane C. Aubushon	168	57	2026	12	6.5	224	546	285	729	11	1	--	4	--	--
Anthony C. Aubushon	178	47	3212	18	15.0	233	637	285	817	12	6	--	5	1	--
Cale J. Abramson	196	29	1768	9	10.0	233	654	270	765	5	4	--	2	1	--

13 - The Lawn Builders

Name	Avg	HDCP	Pins	Gms	Points Won	High Game	High Sers	HDCP Game	HDCP Sers	0's	200's	250's	0's	600's	700's
Anthony C. Eigenberg	180	45	3243	18	10.0	215	593	266	740	14	4	--	6	--	--
Doug Houtz	159	66	2399	15	9.0	219	576	278	751	13	2	--	5	--	--
Eric R. Zikmund	180	45	3246	18	13.0	259	594	308	741	14	3	1	6	--	--
Austin M. Longmore	179	46	3226	18	7.0	247	583	279	733	14	4	--	6	--	--
Jarod D. Zikmund	209	16	3762	18	9.0	244	676	265	715	6	12	--	2	4	--

14 - The Church Key

Name	Avg	HDCP	Pins	Gms	Points Won	High Game	High Sers	HDCP Game	HDCP Sers	0's	200's	250's	0's	600's	700's
Jason O. Pedersen	178	47	2144	12	7.0	219	606	268	735	9	3	--	3	1	--
Scott R. Hickel	140	85	842	6	7.0	174	428	261	689	6	--	--	2	--	--
Cruz A. Evans	179	46	2692	15	8.5	236	608	290	770	10	5	--	4	1	--
Craig A. Schutt	147	78	2658	18	15.0	203	516	273	726	17	1	--	6	--	--
Michael G. Marcellus	195	30	2931	15	15.0	266	650	296	740	10	4	1	3	2	--
Brad M. Olson	190	35	3436	18	14.0	267	638	299	734	13	4	1	5	1	--

15 - Walter's Electric

Name	Avg	HDCP	Pins	Gms	Points Won	High Game	High Sers	HDCP Game	HDCP Sers	0's	200's	250's	0's	600's	700's
Nate Kotschwar	138	87	2501	18	13.0	181	478	272	751	18	--	--	6	--	--
Randall E. Purdy	202	23	2429	12	12.0	278	728	338	908	5	5	2	2	1	1
Kevin J. Schroeder	178	47	2678	15	9.0	243	623	279	731	12	3	--	4	1	--
Josh L. Trampe	127	98	1907	15	11.0	172	412	275	748	15	--	--	5	--	--
Brent A. Bayne	179	46	1619	9	6.0	211	588	251	708	7	2	--	3	--	--
Brian A. Stones	187	38	3380	18	11.0	220	617	256	734	12	6	--	5	1	--

16 - Northgate Veterinary Clinic

Name	Avg	HDCP	Pins	Gms	Points Won	High Game	High Sers	HDCP Game	HDCP Sers	0's	200's	250's	0's	600's	700's
Dick Rich	150	75	2700	18	11.0	192	506	262	743	18	--	--	6	--	--
Bruce A. Hatcher	195	30	3527	18	11.0	245	698	282	809	9	9	--	4	2	--
Johnny L. Nikkila	169	56	3043	18	9.0	235	537	293	707	17	1	--	6	--	--
Ivan D. Stones	159	66	2867	18	14.0	206	539	276	749	17	1	--	6	--	--
Ken Stryker	168	57	3032	18	8.0	226	558	283	717	16	2	--	6	--	--

Temporary Substitutes

Name	Avg	HDCP	Pins	Gms	Points Won	High Game	High Sers	HDCP Game	HDCP Sers	0's	200's	250's	0's	600's	700's
JD Einspahr	114	111	1028	9	3.0	144	356	238	638	9	--	--	3	--	--
Jeff A. Fruhling	bk188	37	1063	6	5.0	230	532	267	643	5	1	--	2	--	--
Micah J. Hadley	163	62	491	3	3.0	182	491	244	677	3	--	--	1	--	--
Merlyn R. Jacobsen	177	48	1065	6	3.0	198	560	255	731	6	--	--	2	--	--
Bill Kirkland	bk156	69	459	3	3.0	189	459	258	666	3	--	--	1	--	--
Sean A. McBride	bk142	83	446	3	3.0	174	446	257	695	3	--	--	1	--	--
Carter J. McCaslin	90	135	272	3	3.0	106	272	241	677	3	--	--	1	--	--
Hewitt P. Moyer	bk177	48	498	3	3.0	192	498	240	642	3	--	--	1	--	--
Tony Smith	bk155	70	497	3	4.0	179	497	249	707	3	--	--	1	--	--
Isaac G. Ward	204	21	612	3	3.0	244	612	265	675	1	2	--	--	1	--
Garrett J. Wells	105	120	315	3	2.0	123	315	243	675	3	--	--	1	--	--

High Individual Match Points

19.5 Trevor Hibberd	17 Noel Carnahan	17 Larry Wilke	16 Grant Serbousek
16 Devon Smith	16 Donn Loy	15.5 Aaron Rewinkel	15 Mark Yonkers
15 Troy Modlin	15 Anthony Aubushon	15 Michael Marcellus	15 Craig Schutt
14.5 Jordan McCaslin	14 Brad Olson	14 Bobby Turner Jr	14 Ivan Stones
14 Dave Weiler	13.5 Josh Garrelts	13 Chuck Brisbin	13 Eric Zikmund

Service 2025-26

Big Apple Fun Center Reprint of Scores -- Week 6

Lane 1 1 - Draw Team-(3 Holes 1 Goal)

Name	Old Avg	Old HDCP	-1-	-2-	-3-	Total	HDCP Total
			237	154	144	535	667
			183	145	146	474	675
			275	181	188	644	761
			169	179	165	513	678
			a185	a185	a185	555	630
			====	====	====	====	====
Scratch Total			1049	844	828	2721	2721
Handicap			230	230	230		690
Total			1279	1074	1058	2721	3411
Team Points Won			5.0	0.0	0.0	10.0	10.0
Match Points Won			4.0	1.0	1.0	10.0	10.0
Total Points Won			9.0	1.0	1.0	20.0	20.0

Lane 2 4 - Cellar Sports Bar Week 6 10/9/2025

Name	Old Avg	Old HDCP	-1-	-2-	-3-	Total	HDCP Total
Chuck M. Brisbin	205	20	205	211	195	611	671
Scott B. Aschwege	175	50	145	187	191	523	673
Jeff A. Fruhling	bk188	37	109	193	230	532	643
Randy J. Bauer	201	24	129	200	198	527	599
Jerred J. Johnson	bk205	20	199	200	157	556	616
			====	====	====	====	====
Scratch Total			787	991	971	2749	2749
Handicap			151	151	151		453
Total			938	1142	1122	2749	3202
Team Points Won			0.0	5.0	5.0	10.0	10.0
Match Points Won			1.0	4.0	4.0	10.0	10.0
Total Points Won			1.0	9.0	9.0	20.0	20.0

Lane 3 9 - Ryan Mingus Plumbing Week 6 10/9/2025

Name	Old Avg	Old HDCP	-1-	-2-	-3-	Total	HDCP Total
David J. Sieczkowski	164	61	157	142	149	448	631
Thomas E. Sieczkowski	168	57	183	170	168	521	692
Ryan D. Mingus	185	40	202	146	148	496	616
Trevor D. Hibberd	187	38	248	174	203	625	739
Larry A. Wilke	bk189	36	222	209	227	658	766
			====	====	====	====	====
Scratch Total			1012	841	895	2748	2748
Handicap			232	232	232		696
Total			1244	1073	1127	2748	3444
Team Points Won			5.0	0.0	0.0	5.0	5.0
Match Points Won			3.0	1.0	1.0	8.0	8.0
Total Points Won			8.0	1.0	1.0	13.0	13.0

Lane 4 13 - The Lawn Builders Week 6 10/9/2025

Name	Old Avg	Old HDCP	-1-	-2-	-3-	Total	HDCP Total
Anthony C. Eigenberg	176	49	202	191	200	593	740
Doug Houtz	bk162	63	147	131	168	446	635
Eric R. Zikmund	176	49	259	171	164	594	741
Austin M. Longmore	176	49	178	172	230	580	727
Jarod D. Zikmund	207	18	201	237	211	649	703
			====	====	====	====	====
Scratch Total			987	902	973	2862	2862
Handicap			228	228	228		684
Total			1215	1130	1201	2862	3546
Team Points Won			0.0	5.0	5.0	15.0	15.0
Match Points Won			2.0	4.0	4.0	12.0	12.0
Total Points Won			2.0	9.0	9.0	27.0	27.0

Lane 5 12 - Rudy's Tires Week 6 10/9/2025

Name	Old Avg	Old HDCP	-1-	-2-	-3-	Total	HDCP Total
Calvin J. Harper	132	93	122	172	180	474	753
Taylor R. Patterson	bk143	82	126	141	109	376	622
Saun J. Patterson	bk161	64	145	149	142	436	628
Duane C. Aubushon	bk164	61	224	154	168	546	729
Anthony C. Aubushon	175	50	181	173	233	587	737
			====	====	====	====	====
Scratch Total			798	789	832	2419	2419
Handicap			350	350	350		1050
Total			1148	1139	1182	2419	3469
Team Points Won			0.0	0.0	0.0	0.0	0.0
Match Points Won			2.0	3.0	3.0	10.0	10.0
Total Points Won			2.0	3.0	3.0	10.0	10.0

Lane 6 16 - Northgate Veterinary Clinic Week 6 10/9/2025

Name	Old Avg	Old HDCP	-1-	-2-	-3-	Total	HDCP Total
Dick Rich	151	74	144	148	143	435	657
Bruce A. Hatcher	188	37	245	216	237	698	809
Johnny L. Nikkila	167	58	162	136	235	533	707
Ivan D. Stones	155	70	181	206	152	539	749
Ken Stryker	170	55	157	141	179	477	642
			====	====	====	====	====
Scratch Total			889	847	946	2682	2682
Handicap			294	294	294		882
Total			1183	1141	1240	2682	3564
Team Points Won			5.0	5.0	5.0	20.0	20.0
Match Points Won			3.0	2.0	2.0	10.0	10.0
Total Points Won			8.0	7.0	7.0	30.0	30.0

Lane 7 10 - Pat's Plumbing Service Week 6 10/9/2025

Name	Old Avg	Old HDCP	-1-	-2-	-3-	Total	HDCP Total
Todd L. Cline	187	38	211	182	216	609	723
Scott A. Orcutt	177	48	189	137	192	518	662
Tab A. Eastberg	bk183	42	173	171	181	525	651
Jerry Schmitz	bk174	51	177	170	232	579	732
Josh A. Garrelts	200	25	200	160	188	548	623
			=====	=====	=====	=====	=====
Scratch Total			950	820	1009	2779	2779
Handicap			204	204	204		612
Total			1154	1024	1213	2779	3391
Team Points Won			0.0	0.0	5.0	5.0	5.0
Match Points Won			2.0	1.0	4.0	9.0	9.0
Total Points Won			2.0	1.0	9.0	14.0	14.0

Lane 8 3 - 3 Holes 1 Goal Week 6 10/9/2025

Name	Old Avg	Old HDCP	-1-	-2-	-3-	Total	HDCP Total
Bryon J. Sazama	bk181	44	237	154	144	535	667
Darcy W. Huffman	158	67	183	145	146	474	675
Noel T. Carnahan	186	39	275	181	188	644	761
Darrin W. Karsten	170	55	169	179	165	513	678
Aaron D. Rewinkel	200	25	a 185	a 185	a 185	555	630
			=====	=====	=====	=====	=====
Scratch Total			1049	844	828	2721	2721
Handicap			230	230	230		690
Total			1279	1074	1058	2721	3411
Team Points Won			5.0	5.0	0.0	15.0	15.0
Match Points Won			3.0	4.0	1.0	11.0	11.0
Total Points Won			8.0	9.0	1.0	26.0	26.0

Lane 9 6 - Graham Transportation Week 6 10/9/2025

Name	Old Avg	Old HDCP	-1-	-2-	-3-	Total	HDCP Total
Vincent T. Mulroney	bk172	53	138	138	136	412	571
Jason T. White	bk208	17	191	246	203	640	691
Gordon E. Thiessen	212	13	214	170	150	534	573
Dustin W. Graham	206	19	179	202	185	566	623
Devan J. Des'Hotel	221	4	191	257	177	625	637
			=====	=====	=====	=====	=====
Scratch Total			913	1013	851	2777	2777
Handicap			106	106	106		318
Total			1019	1119	957	2777	3095
Team Points Won			0.0	0.0	0.0	0.0	0.0
Match Points Won			1.0	3.0	2.0	6.0	6.0
Total Points Won			1.0	3.0	2.0	6.0	6.0

Lane 10 14 - The Church Key Week 6 10/9/2025

Name	Old Avg	Old HDCP	-1-	-2-	-3-	Total	HDCP Total
Bill Kirkland	bk156	69	154	189	116	459	666
Jason O. Pedersen	bk176	49	219	182	154	555	702
Craig A. Schutt	145	80	124	183	164	471	711
Michael G. Marcellus	195	30	a 180	a 180	a 180	540	630
Brad M. Olson	191	34	204	195	168	567	669
			=====	=====	=====	=====	=====
Scratch Total			881	929	782	2592	2592
Handicap			262	262	262		786
Total			1143	1191	1044	2592	3378
Team Points Won			5.0	5.0	5.0	20.0	20.0
Match Points Won			4.0	2.0	3.0	14.0	14.0
Total Points Won			9.0	7.0	8.0	34.0	34.0

Lane 11 15 - Walter's Electric Week 6 10/9/2025

Name	Old Avg	Old HDCP	-1-	-2-	-3-	Total	HDCP Total
Nate Kotschwar	140	85	136	152	108	396	651
Randall E. Purdy	bk215	10	116	212	163	491	521
Josh L. Trampe	127	98	137	127	112	376	670
Brent A. Bayne	bk185	40	165	154	169	488	608
Brian A. Stones	186	39	174	207	199	580	697
			=====	=====	=====	=====	=====
Scratch Total			728	852	751	2331	2331
Handicap			272	272	272		816
Total			1000	1124	1023	2331	3147
Team Points Won			0.0	0.0	0.0	0.0	0.0
Match Points Won			2.5	2.0	0.0	5.5	5.5
Total Points Won			2.5	2.0	0.0	5.5	5.5

Lane 12 8 - BluePrint Engines Week 6 10/9/2025

Name	Old Avg	Old HDCP	-1-	-2-	-3-	Total	HDCP Total
Grant D. Serbousek	125	100	121	154	162	437	737
Matt R. Kloeping	147	78	114	133	127	374	608
Tom Boswell	134	91	112	153	173	438	711
Troy L. Modlin	167	58	182	182	170	534	708
Mike J. Johnson	189	36	172	192	209	573	681
			=====	=====	=====	=====	=====
Scratch Total			701	814	841	2356	2356
Handicap			363	363	363		1089
Total			1064	1177	1204	2356	3445
Team Points Won			5.0	5.0	5.0	20.0	20.0
Match Points Won			2.5	3.0	5.0	14.5	14.5
Total Points Won			7.5	8.0	10.0	34.5	34.5

Lane 13 5 - Coors Light Week 6 10/9/2025

Name	Old Avg	Old HDCP	-1-	-2-	-3-	Total	HDCP Total
Kirk E. Kossman	bk169	56	144	135	169	448	616
Bobby Turner Jr	162	63	233	96	170	499	688
Gary D. Hatcher	bk182	43	195	149	192	536	665
Mark A. Yonkers	196	29	184	205	200	589	676
Jeremy D. Sklenar	208	17	173	269	236	678	729
			====	====	====	====	====
Scratch Total			929	854	967	2750	2750
Handicap			208	208	208		624
Total			1137	1062	1175	2750	3374
Team Points Won			5.0	5.0	5.0	20.0	20.0
Match Points Won			3.0	3.0	4.0	12.0	12.0
Total Points Won			8.0	8.0	9.0	32.0	32.0

Lane 14 11 - Bud Light Week 6 10/9/2025

Name	Old Avg	Old HDCP	-1-	-2-	-3-	Total	HDCP Total
Danny Jeffryes	bk173	52	181	131	150	462	618
Donn Loy	176	49	145	183	177	505	652
Ron G. Kramer	151	74	158	143	164	465	687
Gil K. Kindsfater	bk157	68	130	97	130	357	561
Merlyn R. Jacobsen	168	57	198	180	182	560	731
			====	====	====	====	====
Scratch Total			812	734	803	2349	2349
Handicap			300	300	300		900
Total			1112	1034	1103	2349	3249
Team Points Won			0.0	0.0	0.0	0.0	0.0
Match Points Won			2.0	2.0	1.0	8.0	8.0
Total Points Won			2.0	2.0	1.0	8.0	8.0

Lane 15 2 - Belschners Week 6 10/9/2025

Name	Old Avg	Old HDCP	-1-	-2-	-3-	Total	HDCP Total
Bob Cherry	123	102	100	123	108	331	637
Jeremy D. Smith	bk120	105	105	126	121	352	667
Jerry L. Fisher	127	98	127	177	127	431	725
Dave Jamrog	bk146	79	174	156	190	520	757
Ariel H. Weber	bk134	91	114	95	121	330	603
			====	====	====	====	====
Scratch Total			620	677	667	1964	1964
Handicap			475	475	475		1425
Total			1095	1152	1142	1964	3389
Team Points Won			0.0	0.0	0.0	0.0	0.0
Match Points Won			1.0	2.0	2.0	6.0	6.0
Total Points Won			1.0	2.0	2.0	6.0	6.0

Lane 16 7 - Chugs Bowling Stones Week 6 10/9/2025

Name	Old Avg	Old HDCP	-1-	-2-	-3-	Total	HDCP Total
Carter J. McCaslin	90	135	106	92	74	272	677
Jordan W. McCaslin	149	76	160	160	158	478	706
Jared D. Dingle	169	56	201	211	204	616	784
Michael C. Gruber	191	34	224	174	191	589	691
Devon L. Smith	186	39	158	213	225	596	713
			====	====	====	====	====
Scratch Total			849	850	852	2551	2551
Handicap			340	340	340		1020
Total			1189	1190	1192	2551	3571
Team Points Won			5.0	5.0	5.0	20.0	20.0
Match Points Won			4.0	3.0	3.0	14.0	14.0
Total Points Won			9.0	8.0	8.0	34.0	34.0

Service 2025-26

Big Apple Fun Center

Note: This report includes information through October 9 which is Week 6 of 32

Match Points Won (This Week) -- Week 6

Lane 1 1 - Draw Team-(3 Holes 1 Goal) Week 6 10/9/2025							
Name	Last Wk Won	Last Wk Lost	HDCP -1-	HDCP -2-	HDCP -3-	HDCP Total	
			281	198	188	667	
			250	212	213	675	
			314	220	227	761	
			224	234	220	678	
			a210	a210	a210	630	
=====							
Scratch Total			1049	844	828	2721	
Handicap			230	230	230	690	
Total			1279	1074	1058	3411	
Team Points Won			5.0	0.0	0.0	10.0	
Match Points Won			4.0	1.0	1.0	10.0	
Total Points Won			9.0	1.0	1.0	20.0	

Lane 2 4 - Cellar Sports Bar Week 6 10/9/2025							
Name	Last Wk Won	Last Wk Lost	HDCP -1-	HDCP -2-	HDCP -3-	HDCP Total	
Chuck M. Brisbin	3.0	1.0	225	231	215	671	
Scott B. Aschwege	2.0	2.0	195	237	241	673	
Jeff A. Fruhling	2.0	2.0	146	230	267	643	
Randy J. Bauer	1.0	3.0	153	224	222	599	
Jerred J. Johnson	2.0	2.0	219	220	177	616	
=====							
Scratch Total			787	991	971	2749	
Handicap			151	151	151	453	
Total			938	1142	1122	3202	
Team Points Won			0.0	5.0	5.0	10.0	
Match Points Won			1.0	4.0	4.0	10.0	
Total Points Won			1.0	9.0	9.0	20.0	

Lane 3 9 - Ryan Mingus Plumbing Week 6 10/9/2025							
Name	Last Wk Won	Last Wk Lost	HDCP -1-	HDCP -2-	HDCP -3-	HDCP Total	
David J. Sieczkowski		4.0	218	i203	a210	631	
Thomas E. Sieczkowski	3.0	1.0	240	227	225	692	
Ryan D. Mingus		4.0	242	186	188	616	
Trevor D. Hibberd	2.0	2.0	286	212	241	739	
Larry A. Wilke	3.0	1.0	258	245	263	766	
=====							
Scratch Total			1012	841	895	2748	
Handicap			232	232	232	696	
Total			1244	1073	1127	3444	
Team Points Won			5.0	0.0	0.0	5.0	
Match Points Won			3.0	1.0	1.0	8.0	
Total Points Won			8.0	1.0	1.0	13.0	

Lane 4 13 - The Lawn Builders Week 6 10/9/2025							
Name	Last Wk Won	Last Wk Lost	HDCP -1-	HDCP -2-	HDCP -3-	HDCP Total	
Anthony C. Eigenberg	4.0		251	240	249	740	
Doug Houtz	1.0	3.0	210	194	231	635	
Eric R. Zikmund	4.0		308	220	213	741	
Austin M. Longmore	2.0	2.0	227	221	279	727	
Jarod D. Zikmund	1.0	3.0	219	255	229	703	
=====							
Scratch Total			987	902	973	2862	
Handicap			228	228	228	684	
Total			1215	1130	1201	3546	
Team Points Won			0.0	5.0	5.0	15.0	
Match Points Won			2.0	4.0	4.0	12.0	
Total Points Won			2.0	9.0	9.0	27.0	

Lane 5 12 - Rudy's Tires Week 6 10/9/2025							
Name	Last Wk Won	Last Wk Lost	HDCP -1-	HDCP -2-	HDCP -3-	HDCP Total	
Calvin J. Harper	3.0	1.0	215	265	273	753	
Taylor R. Patterson		4.0	208	223	191	622	
Saun J. Patterson	1.0	3.0	209	213	206	628	
Duane C. Aubushon	2.0	2.0	285	215	229	729	
Anthony C. Aubushon	4.0		231	223	283	737	
=====							
Scratch Total			798	789	832	2419	
Handicap			350	350	350	1050	
Total			1148	1139	1182	3469	
Team Points Won			0.0	0.0	0.0	0.0	
Match Points Won			2.0	3.0	3.0	10.0	
Total Points Won			2.0	3.0	3.0	10.0	

Lane 6 16 - Northgate Veterinary Clinic Week 6 10/9/2025							
Name	Last Wk Won	Last Wk Lost	HDCP -1-	HDCP -2-	HDCP -3-	HDCP Total	
Dick Rich	1.0	3.0	218	222	217	657	
Bruce A. Hatcher	4.0		282	253	274	809	
Johnny L. Nikkila	3.0	1.0	220	194	293	707	
Ivan D. Stones	2.0	2.0	251	276	222	749	
Ken Stryker		4.0	212	196	234	642	
=====							
Scratch Total			889	847	946	2682	
Handicap			294	294	294	882	
Total			1183	1141	1240	3564	
Team Points Won			5.0	5.0	5.0	20.0	
Match Points Won			3.0	2.0	2.0	10.0	
Total Points Won			8.0	7.0	7.0	30.0	

Note: This report includes information through October 9 which is Week 6 of 32

Lane 7 10 - Pat's Plumbing Service Week 6 10/9/2025

Name	Last Wk Won	Last Wk Lost	HDCP -1-	HDCP -2-	HDCP -3-	HDCP Total
Todd L. Cline	3.0	1.0	249	220	254	723
Scott A. Orcutt	1.0	3.0	237	185	240	662
Tab A. Eastberg		4.0	215	213	223	651
Jerry Schmitz	3.0	1.0	228	221	283	732
Josh A. Garrelts	2.0	2.0	225	185	213	623
=====						
Scratch Total			950	820	1009	2779
Handicap			204	204	204	612
Total			1154	1024	1213	3391
Team Points Won			0.0	0.0	5.0	5.0
Match Points Won			2.0	1.0	4.0	9.0
Total Points Won			2.0	1.0	9.0	14.0

Lane 8 3 - 3 Holes 1 Goal Week 6 10/9/2025

Name	Last Wk Won	Last Wk Lost	HDCP -1-	HDCP -2-	HDCP -3-	HDCP Total
Bryon J. Sazama	1.0	3.0	281	198	188	667
Darcy W. Huffman	3.0	1.0	250	212	213	675
Noel T. Carnahan	4.0		314	220	227	761
Darrin W. Karsten	1.0	3.0	224	234	220	678
Aaron D. Rewinkel	2.0	2.0	a210	a210	a210	630
=====						
Scratch Total			1049	844	828	2721
Handicap			230	230	230	690
Total			1279	1074	1058	3411
Team Points Won			5.0	5.0	0.0	15.0
Match Points Won			3.0	4.0	1.0	11.0
Total Points Won			8.0	9.0	1.0	26.0

Lane 9 6 - Graham Transportation Week 6 10/9/2025

Name	Last Wk Won	Last Wk Lost	HDCP -1-	HDCP -2-	HDCP -3-	HDCP Total
Vincent T. Mulroney	1.0	3.0	191	191	189	571
Jason T. White	2.0	2.0	208	263	220	691
Gordon E. Thiessen	1.0	3.0	227	183	163	573
Dustin W. Graham	1.0	3.0	198	221	204	623
Devan J. Des'Hotel	1.0	3.0	195	261	181	637
=====						
Scratch Total			913	1013	851	2777
Handicap			106	106	106	318
Total			1019	1119	957	3095
Team Points Won			0.0	0.0	0.0	0.0
Match Points Won			1.0	3.0	2.0	6.0
Total Points Won			1.0	3.0	2.0	6.0

Lane 10 14 - The Church Key Week 6 10/9/2025

Name	Last Wk Won	Last Wk Lost	HDCP -1-	HDCP -2-	HDCP -3-	HDCP Total
Bill Kirkland	3.0	1.0	223	258	185	666
Jason O. Pedersen	2.0	2.0	268	231	203	702
Craig A. Schutt	3.0	1.0	204	263	244	711
Michael G. Marcellus	3.0	1.0	a210	a210	a210	630
Brad M. Olson	3.0	1.0	238	229	202	669
=====						
Scratch Total			881	929	782	2592
Handicap			262	262	262	786
Total			1143	1191	1044	3378
Team Points Won			5.0	5.0	5.0	20.0
Match Points Won			4.0	2.0	3.0	14.0
Total Points Won			9.0	7.0	8.0	34.0

Lane 11 15 - Walter's Electric Week 6 10/9/2025

Name	Last Wk Won	Last Wk Lost	HDCP -1-	HDCP -2-	HDCP -3-	HDCP Total
Nate Kotschwar	0.5	3.5	221	237	193	651
Randall E. Purdy	1.0	3.0	126	222	173	521
Josh L. Trampe	1.0	3.0	235	225	210	670
Brent A. Bayne		4.0	205	194	209	608
Brian A. Stones	3.0	1.0	213	246	238	697
=====						
Scratch Total			728	852	751	2331
Handicap			272	272	272	816
Total			1000	1124	1023	3147
Team Points Won			0.0	0.0	0.0	0.0
Match Points Won			2.5	2.0	0.0	5.5
Total Points Won			2.5	2.0	0.0	5.5

Lane 12 8 - BluePrint Engines Week 6 10/9/2025

Name	Last Wk Won	Last Wk Lost	HDCP -1-	HDCP -2-	HDCP -3-	HDCP Total
Grant D. Serbousek	3.5	0.5	221	254	262	737
Matt R. Kloopping	3.0	1.0	192	211	205	608
Tom Boswell	3.0	1.0	203	244	264	711
Troy L. Modlin	4.0		240	240	228	708
Mike J. Johnson	1.0	3.0	208	228	245	681
=====						
Scratch Total			701	814	841	2356
Handicap			363	363	363	1089
Total			1064	1177	1204	3445
Team Points Won			5.0	5.0	5.0	20.0
Match Points Won			2.5	3.0	5.0	14.5
Total Points Won			7.5	8.0	10.0	34.5

Lane 13 5 - Coors Light Week 6 10/9/2025

Name	Last Wk Won	Last Wk Lost	HDCP -1-	HDCP -2-	HDCP -3-	HDCP Total
Kirk E. Kossman	2.0	2.0	200	191	225	616
Bobby Turner Jr	3.0	1.0	296	159	233	688
Gary D. Hatcher	1.0	3.0	238	192	235	665
Mark A. Yonkers	4.0		213	234	229	676
Jeremy D. Sklenar	2.0	2.0	190	286	253	729
=====						
Scratch Total			929	854	967	2750
Handicap			208	208	208	624
Total			1137	1062	1175	3374
Team Points Won			5.0	5.0	5.0	20.0
Match Points Won			3.0	3.0	4.0	12.0
Total Points Won			8.0	8.0	9.0	32.0

Lane 14 11 - Bud Light Week 6 10/9/2025

Name	Last Wk Won	Last Wk Lost	HDCP -1-	HDCP -2-	HDCP -3-	HDCP Total
Danny Jeffryes	2.0	2.0	233	183	202	618
Donn Loy	1.0	3.0	194	232	226	652
Ron G. Kramer	3.0	1.0	232	217	238	687
Gil K. Kindsfater		4.0	198	165	198	561
Merlyn R. Jacobsen	2.0	2.0	255	237	239	731
=====						
Scratch Total			812	734	803	2349
Handicap			300	300	300	900
Total			1112	1034	1103	3249
Team Points Won			0.0	0.0	0.0	0.0
Match Points Won			2.0	2.0	1.0	8.0
Total Points Won			2.0	2.0	1.0	8.0

Note: This report includes information through October 9 which is Week 6 of 32

Lane 15 2 - Belschners Week 6 10/9/2025

<u>Name</u>	<u>Last Wk Won</u>	<u>Last Wk Lost</u>	<u>HDCP -1-</u>	<u>HDCP -2-</u>	<u>HDCP -3-</u>	<u>HDCP Total</u>
Bob Cherry	1.0	3.0	202	225	210	637
Jeremy D. Smith		4.0	210	231	226	667
Jerry L. Fisher	1.0	3.0	225	275	225	725
Dave Jamrog	3.0	1.0	253	235	269	757
Ariel H. Weber	1.0	3.0	205	186	212	603
			=====	=====	=====	=====
<i>Scratch Total</i>			620	677	667	1964
<i>Handicap</i>			475	475	475	1425
<i>Total</i>			1095	1152	1142	3389
<i>Team Points Won</i>			0.0	0.0	0.0	0.0
<i>Match Points Won</i>			1.0	2.0	2.0	6.0
<i>Total Points Won</i>			1.0	2.0	2.0	6.0

Lane 16 7 - Chugs Bowling Stones Week 6 10/9/2025

<u>Name</u>	<u>Last Wk Won</u>	<u>Last Wk Lost</u>	<u>HDCP -1-</u>	<u>HDCP -2-</u>	<u>HDCP -3-</u>	<u>HDCP Total</u>
Carter J. McCaslin	3.0	1.0	241	227	209	677
Jordan W. McCaslin	4.0		236	236	234	706
Jared D. Dingle	3.0	1.0	257	267	260	784
Michael C. Gruber	1.0	3.0	258	208	225	691
Devon L. Smith	3.0	1.0	197	252	264	713
			=====	=====	=====	=====
<i>Scratch Total</i>			849	850	852	2551
<i>Handicap</i>			340	340	340	1020
<i>Total</i>			1189	1190	1192	3571
<i>Team Points Won</i>			5.0	5.0	5.0	20.0
<i>Match Points Won</i>			4.0	3.0	3.0	14.0
<i>Total Points Won</i>			9.0	8.0	8.0	34.0

Service 2025-26

Big Apple Fun Center

* Bowlers listed must have a minimum of 1 games.

Match Points Won (Total for Year)

Name	Points Won	Points Lost	%Won	Avg	Gms	Name	Points Won	Points Lost	%Won	Avg	Gms
Trevor D. Hibberd	19.5	4.5	81.25%	190	18	Jerred J. Johnson	9.0	7.0	56.25%	200	12
Noel T. Carnahan	17.0	7.0	70.83%	191	18	Jarod D. Zikmund	9.0	15.0	37.50%	209	18
Larry A. Wilke	17.0	3.0	85.00%	195	15	Tom Boswell	9.0	15.0	37.50%	136	18
Grant D. Serbousek	16.0	8.0	66.67%	128	18	Ron G. Kramer	9.0	11.0	45.00%	152	15
Devon L. Smith	16.0	8.0	66.67%	188	18	TC Callahan	9.0	7.0	56.25%	165	12
Donn Loy	16.0	8.0	66.67%	174	18	Mike J. Johnson	9.0	15.0	37.50%	189	18
Aaron D. Rewinkel	15.5	8.5	64.58%	200	15	Cruz A. Evans	8.5	11.5	42.50%	179	15
Mark A. Yonkers	15.0	9.0	62.50%	196	18	Jeremy D. Smith	8.0	12.0	40.00%	119	15
Troy L. Modlin	15.0	9.0	62.50%	168	18	Tom McLeod	8.0	8.0	50.00%	176	12
Anthony C. Aubushon	15.0	9.0	62.50%	178	18	Ken Stryker	8.0	16.0	33.33%	168	18
Michael G. Marcellus	15.0	9.0	62.50%	195	15	Darcy W. Huffman	8.0	16.0	33.33%	158	18
Craig A. Schutt	15.0	9.0	62.50%	147	18	Scott A. Orcutt	8.0	12.0	40.00%	176	15
Jordan W. McCaslin	14.5	9.5	60.42%	151	18	David J. Sieczkowski	8.0	16.0	33.33%	163	16
Brad M. Olson	14.0	10.0	58.33%	190	18	Ryan D. Mingus	8.0	12.0	40.00%	181	15
Bobby Turner Jr	14.0	10.0	58.33%	163	18	Tab A. Eastberg	8.0	12.0	40.00%	182	15
Ivan D. Stones	14.0	10.0	58.33%	159	18	Scott R. Hickel	7.0	1.0	87.50%	140	6
Dave M. Weiler	14.0	6.0	70.00%	172	15	Dustin W. Graham	7.0	17.0	29.17%	203	18
Josh A. Garrelts	13.5	10.5	56.25%	197	18	Jason O. Pedersen	7.0	9.0	43.75%	178	12
Chuck M. Brisbin	13.0	11.0	54.17%	205	18	Austin M. Longmore	7.0	17.0	29.17%	179	18
Eric R. Zikmund	13.0	11.0	54.17%	180	18	Tom R. Nickerson	7.0	13.0	35.00%	164	15
Nate Kotschwar	13.0	11.0	54.17%	138	18	Danny Jeffryes	7.0	9.0	43.75%	168	12
Matt R. Kloeping	13.0	11.0	54.17%	143	18	Duane C. Aubushon	6.5	9.5	40.63%	168	12
Thomas E. Sieczkowski	12.5	11.5	52.08%	169	18	Calvin J. Harper	6.0	6.0	50.00%	141	9
Randall E. Purdy	12.0	4.0	75.00%	202	12	Pat Garrelts	6.0	2.0	75.00%	bk191	6
Michael C. Gruber	12.0	12.0	50.00%	192	18	Jason T. White	6.0	10.0	37.50%	210	12
Devan J. Des'Hotel	12.0	8.0	60.00%	218	15	Nate J. Clapp	6.0	6.0	50.00%	156	9
Todd L. Cline	11.0	13.0	45.83%	190	18	Brent A. Bayne	6.0	6.0	50.00%	179	9
Bruce A. Hatcher	11.0	13.0	45.83%	195	18	Gary D. Hatcher	6.0	10.0	37.50%	181	12
Dave Jamrog	11.0	9.0	55.00%	152	15	Tom Soderholm	6.0	2.0	75.00%	bk180	6
Josh L. Trampe	11.0	9.0	55.00%	127	15	Jeff A. Fruhling	5.0	3.0	62.50%	bk188	6
Ariel H. Weber	11.0	5.0	68.75%	128	12	Jacob A. Garrelts	4.0		100.00%	218	3
Brian A. Stones	11.0	13.0	45.83%	187	18	Austin C. Aubushon	4.0	4.0	50.00%	187	6
Jerry L. Fisher	11.0	13.0	45.83%	130	18	Todd M. Mathews	4.0	8.0	33.33%	bk215	6
Jeremy D. Sklenar	11.0	13.0	45.83%	211	18	Nick J. Stockton	4.0	4.0	50.00%	bk170	6
Dick Rich	11.0	13.0	45.83%	150	18	Tony Smith	4.0		100.00%	bk155	3
Dirk C. Yonkers	10.0	6.0	62.50%	180	12	Brycen L. Gillming	4.0	4.0	50.00%	bk179	6
Randy J. Bauer	10.0	14.0	41.67%	197	18	Scott B. Aschwege	4.0	8.0	33.33%	175	9
Bryon J. Sazama	10.0	10.0	50.00%	180	15	Gil K. Kindsfater	3.0	9.0	25.00%	132	9
Gordon E. Thiessen	10.0	14.0	41.67%	206	18	Kirk E. Kossman	3.0	5.0	37.50%	bk169	6
Cale J. Abramson	10.0	2.0	83.33%	196	9	Sean A. McBride	3.0	1.0	75.00%	bk142	3
Jerry Schmitz	10.0	10.0	50.00%	177	15	Hewitt P. Moyer	3.0	1.0	75.00%	bk177	3
Jared D. Dingle	10.0	14.0	41.67%	175	18	Merlyn R. Jacobsen	3.0	5.0	37.50%	177	6
Anthony C. Eigenberg	10.0	14.0	41.67%	180	18	Bill Kirkland	3.0	1.0	75.00%	bk156	3
Darrin W. Karsten	9.0	15.0	37.50%	170	18	Carter J. McCaslin	3.0	1.0	75.00%	90	3
Johnny L. Nikkila	9.0	15.0	37.50%	169	18	JD Einspahr	3.0	9.0	25.00%	114	9
Kevin J. Schroeder	9.0	11.0	45.00%	178	15	Isaac G. Ward	3.0	1.0	75.00%	204	3
Vincent T. Mulroney	9.0	11.0	45.00%	165	15	Micah J. Hadley	3.0	1.0	75.00%	163	3
Bob Cherry	9.0	15.0	37.50%	121	18	Saun J. Patterson	2.0	10.0	16.67%	151	9
Doug Houtz	9.0	11.0	45.00%	159	15	Garrett J. Wells	2.0	2.0	50.00%	105	3
Taylor R. Patterson	9.0	7.0	56.25%	139	12	Randy Schroer	1.5	10.5	12.50%	135	9

Service 2025-26

Big Apple Fun Center

* Bowlers listed must have a minimum of 1 games.

Change in Average

Name	-----Old-----		Old					---Average Change---			Weekly Over Avg
	Pins	Games	Avg	-1-	-2-	-3-	Total	New	Old	---> +/-	Series Avg +/-
Cale J. Abramson	1768	9	196				0	196.44	- 196.44	= 0.00	
Scott B. Aschwege	1053	6	175	145	187	191	523	175.11	- 175.50	= -0.39	523 - 525=-2
Anthony C. Aubushon	2625	15	175	181	173	233	587	178.44	- 175.00	= 3.44	587 - 525=62
Austin C. Aubushon	1123	6	187				0	187.17	- 187.17	= 0.00	
Duane C. Aubushon	1480	9	bk164	224	154	168	546	168.83	- 164.44	= 4.39	546 - 492=54
Randy J. Bauer	3021	15	201	129	200	198	527	197.11	- 201.40	= -4.29	527 - 603=-76
Brent A. Bayne	1131	6	bk185	165	154	169	488	179.89	- 188.50	= -8.61	488 - 555=-67
Tom Boswell	2015	15	134	112	153	173	438	136.28	- 134.33	= 1.94	438 - 402=36
Chuck M. Brisbin	3085	15	205	205	211	195	611	205.33	- 205.67	= -0.33	611 - 615=-4
TC Callahan	1984	12	bk165				0	165.33	- 165.33	= 0.00	
Noel T. Carnahan	2799	15	186	275	181	188	644	191.28	- 186.60	= 4.68	644 - 558=86
Bob Cherry	1849	15	123	100	123	108	331	121.11	- 123.27	= -2.16	331 - 369=-38
Nate J. Clapp	1410	9	156				0	156.67	- 156.67	= 0.00	
Todd L. Cline	2819	15	187	211	182	216	609	190.44	- 187.93	= 2.51	609 - 561=48
Devan J. Des'Hotel	2659	12	221	191	257	177	625	218.93	- 221.58	= -2.65	625 - 663=-38
Jared D. Dingle	2543	15	169	201	211	204	616	175.50	- 169.53	= 5.97	616 - 507=109
Tab A. Eastberg	2205	12	bk183	173	171	181	525	182.00	- 183.75	= -1.75	525 - 549=-24
Anthony C. Eigenberg	2650	15	176	202	191	200	593	180.17	- 176.67	= 3.50	593 - 528=65
JD Einspahr	1028	9	bk114				0	114.22	- 114.22	= 0.00	
Cruz A. Evans	2692	15	179				0	179.47	- 179.47	= 0.00	
Jerry L. Fisher	1909	15	127	127	177	127	431	130.00	- 127.27	= 2.73	431 - 381=50
Jeff A. Fruhling	531	3	bk188	109	193	230	532	177.17	- 177.00	= 0.17	532 - 564=-32
Jacob A. Garrelts	654	3	218				0	218.00	- 218.00	= 0.00	
Josh A. Garrelts	3007	15	200	200	160	188	548	197.50	- 200.47	= -2.97	548 - 600=-52
Pat Garrelts	1148	6	bk191				0	191.33	- 191.33	= 0.00	
Brycen L. Gillming	1195	6	bk179				0	199.17	- 199.17	= 0.00	
Dustin W. Graham	3095	15	206	179	202	185	566	203.39	- 206.33	= -2.94	566 - 618=-52
Michael C. Gruber	2873	15	191	224	174	191	589	192.33	- 191.53	= 0.80	589 - 573=16
Micah J. Hadley	491	3	163				0	163.67	- 163.67	= 0.00	
Calvin J. Harper	797	6	132	122	172	180	474	141.22	- 132.83	= 8.39	474 - 396=78
Bruce A. Hatcher	2829	15	188	245	216	237	698	195.94	- 188.60	= 7.34	698 - 564=134
Gary D. Hatcher	1640	9	bk182	195	149	192	536	181.33	- 182.22	= -0.89	536 - 546=-10
Trevor D. Hibberd	2807	15	187	248	174	203	625	190.67	- 187.13	= 3.53	625 - 561=64
Scott R. Hickel	842	6	140				0	140.33	- 140.33	= 0.00	
Doug Houtz	1953	12	bk162	147	131	168	446	159.93	- 162.75	= -2.82	446 - 486=-40
Darcy W. Huffman	2378	15	158	183	145	146	474	158.44	- 158.53	= -0.09	474 - 474=0
Merlyn R. Jacobsen	505	3	168	198	180	182	560	177.50	- 168.33	= 9.17	560 - 504=56

Service 2025-26

Name	-----Old-----		Old					---Average Change---			Weekly Over Avg
	Pins	Games	Avg	-1-	-2-	-3-	Total	New	Old	----> +/-	Series Avg +/-
Dave Jamrog	1760	12	bk146	174	156	190	520	152.00	- 146.67	= 5.33	520 - 438=82
Danny Jeffryes	1558	9	bk173	181	131	150	462	168.33	- 173.11	= -4.78	462 - 519=-57
Jerred J. Johnson	1852	9	bk205	199	200	157	556	200.67	- 205.78	= -5.11	556 - 615=-59
Mike J. Johnson	2839	15	189	172	192	209	573	189.56	- 189.27	= 0.29	573 - 567=6
Darrin W. Karsten	2564	15	170	169	179	165	513	170.94	- 170.93	= 0.01	513 - 510=3
Gil K. Kindsfater	838	6	bk157	130	97	130	357	132.78	- 139.67	= -6.89	357 - 471=-114
Bill Kirkland	0	0	bk156	154	189	116	459	153.00	- 0.00	= 153.00	459 - 468=-9
Matt R. Kloeping	2210	15	147	114	133	127	374	143.56	- 147.33	= -3.78	374 - 441=-67
Kirk E. Kossman	448	3	bk169	144	135	169	448	149.33	- 149.33	= 0.00	448 - 507=-59
Nate Kotschwar	2105	15	140	136	152	108	396	138.94	- 140.33	= -1.39	396 - 420=-24
Ron G. Kramer	1821	12	151	158	143	164	465	152.40	- 151.75	= 0.65	465 - 453=12
Austin M. Longmore	2646	15	176	178	172	230	580	179.22	- 176.40	= 2.82	580 - 528=52
Donn Loy	2641	15	176	145	183	177	505	174.78	- 176.07	= -1.29	505 - 528=-23
Michael G. Marcellus	2931	15	195	a180	a180	a180	540	195.40	- 195.40	= 0.00	
Todd M. Mathews	1286	6	bk215				0	214.33	- 214.33	= 0.00	
Sean A. McBride	446	3	bk142				0	148.67	- 148.67	= 0.00	
Carter J. McCaslin	0	0	90	106	92	74	272	90.67	- 0.00	= 90.67	272 - 270=2
Jordan W. McCaslin	2242	15	149	160	160	158	478	151.11	- 149.47	= 1.64	478 - 447=31
Tom McLeod	2117	12	176				0	176.42	- 176.42	= 0.00	
Ryan D. Mingus	2220	12	185	202	146	148	496	181.07	- 185.00	= -3.93	496 - 555=-59
Troy L. Modlin	2506	15	167	182	182	170	534	168.89	- 167.07	= 1.82	534 - 501=33
Hewitt P. Moyer	498	3	bk177				0	166.00	- 166.00	= 0.00	
Vincent T. Mulroney	2073	12	bk172	138	138	136	412	165.67	- 172.75	= -7.08	412 - 516=-104
Tom R. Nickerson	2466	15	164				0	164.40	- 164.40	= 0.00	
Johnny L. Nikkila	2510	15	167	162	136	235	533	169.06	- 167.33	= 1.72	533 - 501=32
Brad M. Olson	2869	15	191	204	195	168	567	190.89	- 191.27	= -0.38	567 - 573=-6
Scott A. Orcutt	2132	12	177	189	137	192	518	176.67	- 177.67	= -1.00	518 - 531=-13
Saun J. Patterson	925	6	bk161	145	149	142	436	151.22	- 154.17	= -2.94	436 - 483=-47
Taylor R. Patterson	1293	9	bk143	126	141	109	376	139.08	- 143.67	= -4.58	376 - 429=-53
Jason O. Pedersen	1589	9	bk176	219	182	154	555	178.67	- 176.56	= 2.11	555 - 528=27
Randall E. Purdy	1938	9	bk215	116	212	163	491	202.42	- 215.33	= -12.92	491 - 645=-154
Aaron D. Rewinkel	3010	15	200	a185	a185	a185	555	200.67	- 200.67	= 0.00	
Dick Rich	2265	15	151	144	148	143	435	150.00	- 151.00	= -1.00	435 - 453=-18
Bryon J. Sazama	2174	12	bk181	237	154	144	535	180.60	- 181.17	= -0.57	535 - 543=-8
Jerry Schmitz	2090	12	bk174	177	170	232	579	177.93	- 174.17	= 3.77	579 - 522=57
Kevin J. Schroeder	2678	15	178				0	178.53	- 178.53	= 0.00	
Randy Schroer	1218	9	bk135				0	135.33	- 135.33	= 0.00	
Craig A. Schutt	2187	15	145	124	183	164	471	147.67	- 145.80	= 1.87	471 - 435=36
Grant D. Serbousek	1878	15	125	121	154	162	437	128.61	- 125.20	= 3.41	437 - 375=62
David J. Sieczkowski	2463	15	164	157	i142	a149	448	163.75	- 164.20	= -0.45	
Thomas E. Sieczkowski	2529	15	168	183	170	168	521	169.44	- 168.60	= 0.84	521 - 504=17

Service 2025-26

Name	-----Old-----		Old					---Average Change---			Weekly Over Avg
	Pins	Games	Avg	-1-	-2-	-3-	Total	New - Old	---> +/-	Series Avg +/-	
Jeremy D. Sklenar	3125	15	208	173	269	236	678	211.28 - 208.33	= 2.94	678 - 624=54	
Tony Smith	497	3	bk155				0	165.67 - 165.67	= 0.00		
Devon L. Smith	2794	15	186	158	213	225	596	188.33 - 186.27	= 2.07	596 - 558=38	
Jeremy D. Smith	1447	12	bk120	105	126	121	352	119.93 - 120.58	= -0.65	352 - 360=-8	
Tom Soderholm	967	6	bk180				0	161.17 - 161.17	= 0.00		
Nick J. Stockton	986	6	bk170				0	164.33 - 164.33	= 0.00		
Brian A. Stones	2800	15	186	174	207	199	580	187.78 - 186.67	= 1.11	580 - 558=22	
Ivan D. Stones	2328	15	155	181	206	152	539	159.28 - 155.20	= 4.08	539 - 465=74	
Ken Stryker	2555	15	170	157	141	179	477	168.44 - 170.33	= -1.89	477 - 510=-33	
Gordon E. Thiessen	3185	15	212	214	170	150	534	206.61 - 212.33	= -5.72	534 - 636=-102	
Josh L. Trampe	1531	12	127	137	127	112	376	127.13 - 127.58	= -0.45	376 - 381=-5	
Bobby Turner Jr	2435	15	162	233	96	170	499	163.00 - 162.33	= 0.67	499 - 486=13	
Isaac G. Ward	612	3	204				0	204.00 - 204.00	= 0.00		
Ariel H. Weber	1209	9	bk134	114	95	121	330	128.25 - 134.33	= -6.08	330 - 402=-72	
Dave M. Weiler	2582	15	172				0	172.13 - 172.13	= 0.00		
Garrett J. Wells	315	3	105				0	105.00 - 105.00	= 0.00		
Jason T. White	1880	9	bk208	191	246	203	640	210.00 - 208.89	= 1.11	640 - 624=16	
Larry A. Wilke	2271	12	bk189	222	209	227	658	195.27 - 189.25	= 6.02	658 - 567=91	
Dirk C. Yonkers	2160	12	180				0	180.00 - 180.00	= 0.00		
Mark A. Yonkers	2943	15	196	184	205	200	589	196.22 - 196.20	= 0.02	589 - 588=1	
Eric R. Zikmund	2652	15	176	259	171	164	594	180.33 - 176.80	= 3.53	594 - 528=66	
Jarod D. Zikmund	3113	15	207	201	237	211	649	209.00 - 207.53	= 1.47	649 - 621=28	

Service 2025-26

Big Apple Fun Center

* Bowlers listed must have a minimum of 1 games.

High Average Listing

	<u>Name</u>	<u>True Average</u>	<u>Pins</u>	<u>Gms</u>	<u>To Raise Avg +1</u>	<u>To Drop Avg -1</u>
1	Devan J. Des'Hotel	218.93	3284	15	658	639
2	Jacob A. Garrelts	218.00	654	3	660	653
3	Todd M. Mathews	214.33	1286	6	649	639
4	Jeremy D. Sklenar	211.28	3803	18	649	627
5	Jason T. White	210.00	2520	12	645	629
6	Jarod D. Zikmund	209.00	3762	18	648	626
7	Gordon E. Thiessen	206.61	3719	18	628	606
8	Chuck M. Brisbin	205.33	3696	18	630	608
9	Isaac G. Ward	204.00	612	3	618	611
10	Dustin W. Graham	203.39	3661	18	623	601
11	Randall E. Purdy	202.42	2429	12	616	600
12	Aaron D. Rewinkel	200.67	3010	15	608	589
13	Jerred J. Johnson	200.67	2408	12	607	591
14	Brycen L. Gillming	199.17	1195	6	605	595
15	Josh A. Garrelts	197.50	3555	18	603	581
16	Randy J. Bauer	197.11	3548	18	610	588
17	Cale J. Abramson	196.44	1768	9	596	583
18	Mark A. Yonkers	196.22	3532	18	605	583
19	Bruce A. Hatcher	195.94	3527	18	589	567
20	Michael G. Marcellus	195.40	2931	15	597	578
21	Larry A. Wilke	195.27	2929	15	599	580
22	Michael C. Gruber	192.33	3462	18	591	569
23	Pat Garrelts	191.33	1148	6	580	570
24	Noel T. Carnahan	191.28	3443	18	589	567
25	Brad M. Olson	190.89	3436	18	575	553
26	Trevor D. Hibberd	190.67	3432	18	579	557
27	Todd L. Cline	190.44	3428	18	583	561
28	Mike J. Johnson	189.56	3412	18	578	556
29	Devon L. Smith	188.33	3390	18	579	557
30	Brian A. Stones	187.78	3380	18	568	546
31	Austin C. Aubushon	187.17	1123	6	569	559
32	Tab A. Eastberg	182.00	2730	15	564	545
33	Gary D. Hatcher	181.33	2176	12	554	538
34	Ryan D. Mingus	181.07	2716	15	560	541
35	Bryon J. Sazama	180.60	2709	15	549	530
36	Eric R. Zikmund	180.33	3246	18	555	533
37	Anthony C. Eigenberg	180.17	3243	18	558	536
38	Dirk C. Yonkers	180.00	2160	12	555	539
39	Brent A. Bayne	179.89	1619	9	541	528
40	Cruz A. Evans	179.47	2692	15	548	529
41	Austin M. Longmore	179.22	3226	18	554	532
42	Jason O. Pedersen	178.67	2144	12	541	525
43	Kevin J. Schroeder	178.53	2678	15	544	525
44	Anthony C. Aubushon	178.44	3212	18	547	525
45	Jerry Schmitz	177.93	2669	15	535	516
46	Merlyn R. Jacobsen	177.50	1065	6	537	527
47	Jeff A. Fruhling	177.17	1063	6	539	529
48	Scott A. Orcutt	176.67	2650	15	536	517

	<u>Name</u>	<u>True Average</u>	<u>Pins</u>	<u>Gms</u>	<u>To Raise Avg +1</u>	<u>To Drop Avg -1</u>
49	Tom McLeod	176.42	2117	12	538	522
50	Jared D. Dingle	175.50	3159	18	537	515
51	Scott B. Aschwege	175.11	1576	9	536	523
52	Donn Loy	174.78	3146	18	529	507
53	Dave M. Weiler	172.13	2582	15	532	513
54	Darrin W. Karsten	170.94	3077	18	514	492
55	Thomas E. Sieczkowski	169.44	3050	18	520	498
56	Johnny L. Nikkila	169.06	3043	18	527	505
57	Troy L. Modlin	168.89	3040	18	509	487
58	Duane C. Aubushon	168.83	2026	12	509	493
59	Ken Stryker	168.44	3032	18	517	495
60	Danny Jeffryes	168.33	2020	12	515	499
61	Hewitt P. Moyer	166.00	498	3	504	497
62	Tony Smith	165.67	497	3	499	492
63	Vincent T. Mulroney	165.67	2485	15	503	484
64	TC Callahan	165.33	1984	12	506	490
65	Tom R. Nickerson	164.40	2466	15	504	485
66	Nick J. Stockton	164.33	986	6	499	489
67	David J. Sieczkowski	163.75	2620	16	496	476
68	Micah J. Hadley	163.67	491	3	493	486
69	Bobby Turner Jr	163.00	2934	18	510	488
70	Tom Soderholm	161.17	967	6	491	481
71	Doug Houtz	159.93	2399	15	481	462
72	Ivan D. Stones	159.28	2867	18	493	471
73	Darcy W. Huffman	158.44	2852	18	487	465
74	Nate J. Clapp	156.67	1410	9	474	461
75	Bill Kirkland	153.00	459	3	465	458
76	Ron G. Kramer	152.40	2286	15	468	449
77	Dave Jamrog	152.00	2280	15	474	455
78	Saun J. Patterson	151.22	1361	9	463	450
79	Jordan W. McCaslin	151.11	2720	18	472	450
80	Dick Rich	150.00	2700	18	471	449
81	Kirk E. Kossman	149.33	896	6	454	444
82	Sean A. McBride	148.67	446	3	448	441
83	Craig A. Schutt	147.67	2658	18	450	428
84	Matt R. Kloepping	143.56	2584	18	440	418
85	Calvin J. Harper	141.22	1271	9	433	420
86	Scott R. Hickel	140.33	842	6	427	417
87	Taylor R. Patterson	139.08	1669	12	431	415
88	Nate Kotschwar	138.94	2501	18	418	396
89	Tom Boswell	136.28	2453	18	424	402
90	Randy Schroer	135.33	1218	9	414	401
91	Gil K. Kindsfater	132.78	1195	9	401	388
92	Jerry L. Fisher	130.00	2340	18	411	389
93	Grant D. Serbousek	128.61	2315	18	394	372
94	Ariel H. Weber	128.25	1539	12	396	380
95	Josh L. Trampe	127.13	1907	15	397	378
96	Bob Cherry	121.11	2180	18	382	360
97	Jeremy D. Smith	119.93	1799	15	361	342
98	JD Einspahr	114.22	1028	9	352	339
99	Garrett J. Wells	105.00	315	3	321	314
100	Carter J. McCaslin	90.67	272	3	274	267

Service 2025-26

Big Apple Fun Center

* Bowlers listed must have a minimum of 1 games.

Most Pins Over Average

Name	-----Old-----		Old					---Average Change---			Weekly Over Avg
	Pins	Games	Avg	-1-	-2-	-3-	Total	New	Old	---> +/-	Series Avg +/-
Bruce A. Hatcher	2829	15	188	245	216	237	698	195.94	- 188.60	= 7.34	698 - 564=134
Jared D. Dingle	2543	15	169	201	211	204	616	175.50	- 169.53	= 5.97	616 - 507=109
Larry A. Wilke	2271	12	bk189	222	209	227	658	195.27	- 189.25	= 6.02	658 - 567=91
Noel T. Carnahan	2799	15	186	275	181	188	644	191.28	- 186.60	= 4.68	644 - 558=86
Dave Jamrog	1760	12	bk146	174	156	190	520	152.00	- 146.67	= 5.33	520 - 438=82
Calvin J. Harper	797	6	132	122	172	180	474	141.22	- 132.83	= 8.39	474 - 396=78
Ivan D. Stones	2328	15	155	181	206	152	539	159.28	- 155.20	= 4.08	539 - 465=74
Eric R. Zikmund	2652	15	176	259	171	164	594	180.33	- 176.80	= 3.53	594 - 528=66
Anthony C. Eigenberg	2650	15	176	202	191	200	593	180.17	- 176.67	= 3.50	593 - 528=65
Trevor D. Hibberd	2807	15	187	248	174	203	625	190.67	- 187.13	= 3.53	625 - 561=64
Grant D. Serbousek	1878	15	125	121	154	162	437	128.61	- 125.20	= 3.41	437 - 375=62
Anthony C. Aubushon	2625	15	175	181	173	233	587	178.44	- 175.00	= 3.44	587 - 525=62
Jerry Schmitz	2090	12	bk174	177	170	232	579	177.93	- 174.17	= 3.77	579 - 522=57
Merlyn R. Jacobsen	505	3	168	198	180	182	560	177.50	- 168.33	= 9.17	560 - 504=56
Duane C. Aubushon	1480	9	bk164	224	154	168	546	168.83	- 164.44	= 4.39	546 - 492=54
Jeremy D. Sklenar	3125	15	208	173	269	236	678	211.28	- 208.33	= 2.94	678 - 624=54
Austin M. Longmore	2646	15	176	178	172	230	580	179.22	- 176.40	= 2.82	580 - 528=52
Jerry L. Fisher	1909	15	127	127	177	127	431	130.00	- 127.27	= 2.73	431 - 381=50
Todd L. Cline	2819	15	187	211	182	216	609	190.44	- 187.93	= 2.51	609 - 561=48
Devon L. Smith	2794	15	186	158	213	225	596	188.33	- 186.27	= 2.07	596 - 558=38
Tom Boswell	2015	15	134	112	153	173	438	136.28	- 134.33	= 1.94	438 - 402=36
Craig A. Schutt	2187	15	145	124	183	164	471	147.67	- 145.80	= 1.87	471 - 435=36
Troy L. Modlin	2506	15	167	182	182	170	534	168.89	- 167.07	= 1.82	534 - 501=33
Johnny L. Nikkila	2510	15	167	162	136	235	533	169.06	- 167.33	= 1.72	533 - 501=32
Jordan W. McCaslin	2242	15	149	160	160	158	478	151.11	- 149.47	= 1.64	478 - 447=31
Jarod D. Zikmund	3113	15	207	201	237	211	649	209.00	- 207.53	= 1.47	649 - 621=28
Jason O. Pedersen	1589	9	bk176	219	182	154	555	178.67	- 176.56	= 2.11	555 - 528=27
Brian A. Stones	2800	15	186	174	207	199	580	187.78	- 186.67	= 1.11	580 - 558=22
Thomas E. Sieczkowski	2529	15	168	183	170	168	521	169.44	- 168.60	= 0.84	521 - 504=17
Jason T. White	1880	9	bk208	191	246	203	640	210.00	- 208.89	= 1.11	640 - 624=16
Michael C. Gruber	2873	15	191	224	174	191	589	192.33	- 191.53	= 0.80	589 - 573=16
Bobby Turner Jr	2435	15	162	233	96	170	499	163.00	- 162.33	= 0.67	499 - 486=13
Ron G. Kramer	1821	12	151	158	143	164	465	152.40	- 151.75	= 0.65	465 - 453=12
Mike J. Johnson	2839	15	189	172	192	209	573	189.56	- 189.27	= 0.29	573 - 567=6
Darrin W. Karsten	2564	15	170	169	179	165	513	170.94	- 170.93	= 0.01	513 - 510=3
Carter J. McCaslin	0	0	90	106	92	74	272	90.67	- 0.00	= 90.67	272 - 270=2
Mark A. Yonkers	2943	15	196	184	205	200	589	196.22	- 196.20	= 0.02	589 - 588=1

Service 2025-26

Name	-----Old-----		Old					---Average Change---			Weekly Over Avg
	Pins	Games	Avg	-1-	-2-	-3-	Total	New	Old	----> +/-	Series Avg +/-
Darcy W. Huffman	2378	15	158	183	145	146	474	158.44	- 158.53	= -0.09	474 - 474=0
Scott B. Aschwege	1053	6	175	145	187	191	523	175.11	- 175.50	= -0.39	523 - 525=-2
Chuck M. Brisbin	3085	15	205	205	211	195	611	205.33	- 205.67	= -0.33	611 - 615=-4
Josh L. Trampe	1531	12	127	137	127	112	376	127.13	- 127.58	= -0.45	376 - 381=-5
Brad M. Olson	2869	15	191	204	195	168	567	190.89	- 191.27	= -0.38	567 - 573=-6
Jeremy D. Smith	1447	12	bk120	105	126	121	352	119.93	- 120.58	= -0.65	352 - 360=-8
Bryon J. Sazama	2174	12	bk181	237	154	144	535	180.60	- 181.17	= -0.57	535 - 543=-8
Bill Kirkland	0	0	bk156	154	189	116	459	153.00	- 0.00	= 153.00	459 - 468=-9
Gary D. Hatcher	1640	9	bk182	195	149	192	536	181.33	- 182.22	= -0.89	536 - 546=-10
Scott A. Orcutt	2132	12	177	189	137	192	518	176.67	- 177.67	= -1.00	518 - 531=-13
Dick Rich	2265	15	151	144	148	143	435	150.00	- 151.00	= -1.00	435 - 453=-18
Donn Loy	2641	15	176	145	183	177	505	174.78	- 176.07	= -1.29	505 - 528=-23
Tab A. Eastberg	2205	12	bk183	173	171	181	525	182.00	- 183.75	= -1.75	525 - 549=-24
Nate Kotschwar	2105	15	140	136	152	108	396	138.94	- 140.33	= -1.39	396 - 420=-24
Jeff A. Fruhling	531	3	bk188	109	193	230	532	177.17	- 177.00	= 0.17	532 - 564=-32
Ken Stryker	2555	15	170	157	141	179	477	168.44	- 170.33	= -1.89	477 - 510=-33
Bob Cherry	1849	15	123	100	123	108	331	121.11	- 123.27	= -2.16	331 - 369=-38
Devan J. Des'Hotel	2659	12	221	191	257	177	625	218.93	- 221.58	= -2.65	625 - 663=-38
Doug Houtz	1953	12	bk162	147	131	168	446	159.93	- 162.75	= -2.82	446 - 486=-40
Saun J. Patterson	925	6	bk161	145	149	142	436	151.22	- 154.17	= -2.94	436 - 483=-47
Josh A. Garrelts	3007	15	200	200	160	188	548	197.50	- 200.47	= -2.97	548 - 600=-52
Dustin W. Graham	3095	15	206	179	202	185	566	203.39	- 206.33	= -2.94	566 - 618=-52
Taylor R. Patterson	1293	9	bk143	126	141	109	376	139.08	- 143.67	= -4.58	376 - 429=-53
Danny Jeffryes	1558	9	bk173	181	131	150	462	168.33	- 173.11	= -4.78	462 - 519=-57
Kirk E. Kossman	448	3	bk169	144	135	169	448	149.33	- 149.33	= 0.00	448 - 507=-59
Ryan D. Mingus	2220	12	185	202	146	148	496	181.07	- 185.00	= -3.93	496 - 555=-59
Jerred J. Johnson	1852	9	bk205	199	200	157	556	200.67	- 205.78	= -5.11	556 - 615=-59
Brent A. Bayne	1131	6	bk185	165	154	169	488	179.89	- 188.50	= -8.61	488 - 555=-67
Matt R. Kloepping	2210	15	147	114	133	127	374	143.56	- 147.33	= -3.78	374 - 441=-67
Ariel H. Weber	1209	9	bk134	114	95	121	330	128.25	- 134.33	= -6.08	330 - 402=-72
Randy J. Bauer	3021	15	201	129	200	198	527	197.11	- 201.40	= -4.29	527 - 603=-76
Gordon E. Thiessen	3185	15	212	214	170	150	534	206.61	- 212.33	= -5.72	534 - 636=-102
Vincent T. Mulroney	2073	12	bk172	138	138	136	412	165.67	- 172.75	= -7.08	412 - 516=-104
Gil K. Kindsfater	838	6	bk157	130	97	130	357	132.78	- 139.67	= -6.89	357 - 471=-114
Randall E. Purdy	1938	9	bk215	116	212	163	491	202.42	- 215.33	= -12.92	491 - 645=-154

Service 2025-26

Big Apple Fun Center

This report is for scores bowled October 9 which is Week 6 of 32

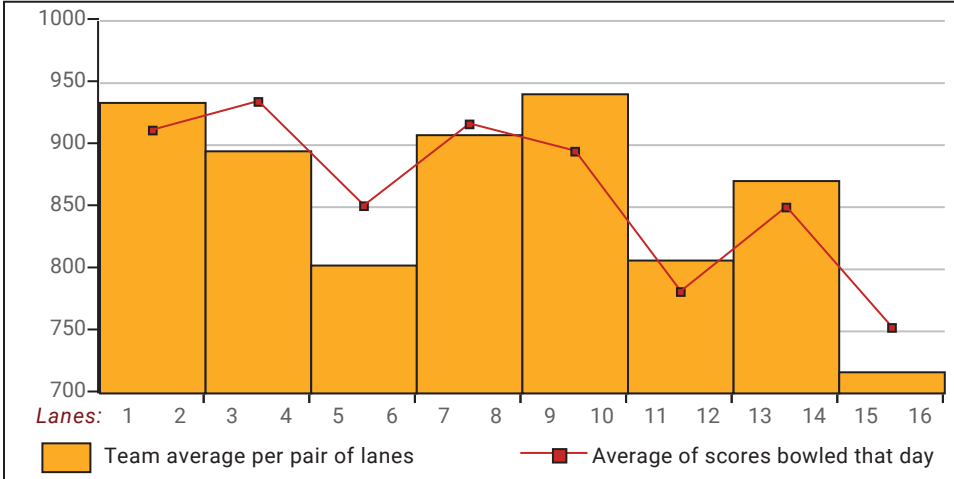
This Week's Statistics: Lefties vs Righties

Unless designated left handed, bowlers are considered right handed.

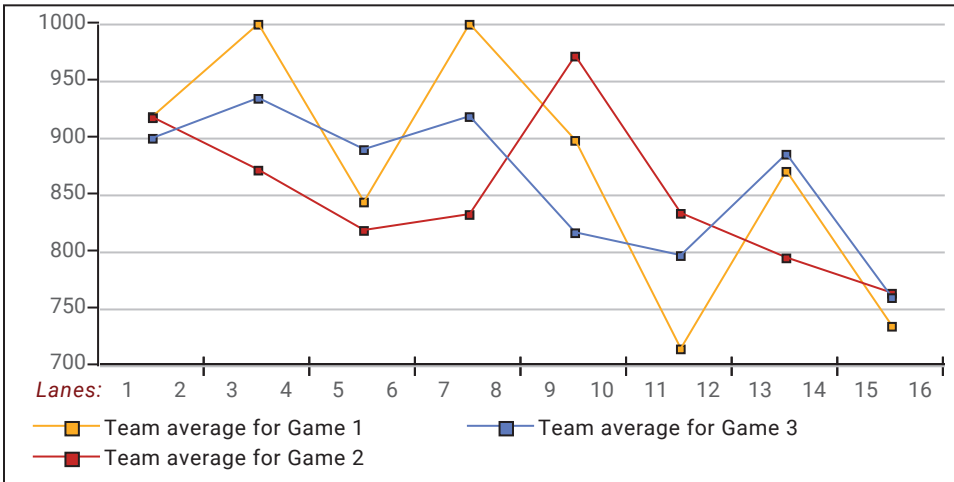
	Over All	Right	Left
How many people bowled	73	70	3
Number of games bowled	217	208	9
Actual average of week's scores	171.63	171.47	175.44
How many games above average	103	101	2
How many games below average	106	100	6
Pins above/below average per game	1.55	1.77	-3.56
How many people raised average	37	36	1
by this amount	2.92	2.94	2.07
How many people went down	34	32	2
by this amount	-3.11	-3.18	-1.98
League average before bowling	170.46	170.08	179.24
League average after bowling	170.49	170.14	178.61
Change in league average	0.03	0.06	-0.63
800s	--	--	--
775s	--	--	--
750s	--	--	--
725s	--	--	--
700s	--	--	--
675s	2	2	--
650s	1	1	--
625s	5	5	--
600s	3	3	--
575s	9	8	1
550s	6	6	--
525s	11	10	1
500s	6	6	--
475s	6	6	--
450s	6	6	--
425s	8	7	1
400s	1	1	--
below 400	9	9	--
300s	--	--	--
275s	1	1	--
250s	3	3	--
225s	15	14	1
200s	33	31	2
175s	48	47	1
150s	54	52	2
125s	39	36	3
100s	19	19	--
below 100	5	5	--

This report is for scores bowled October 9 which is Week 6 of 32

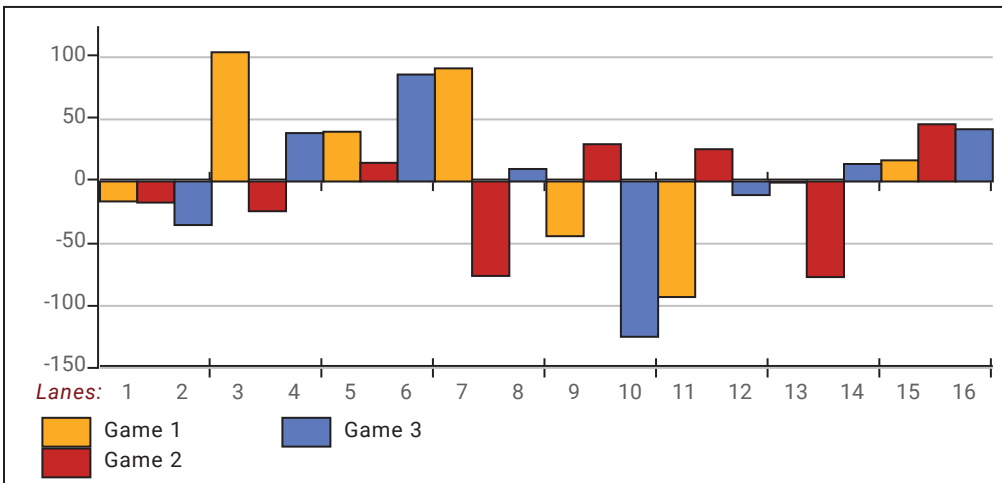
Team Average vs Avg of Scores



Average of Scores for Each Game

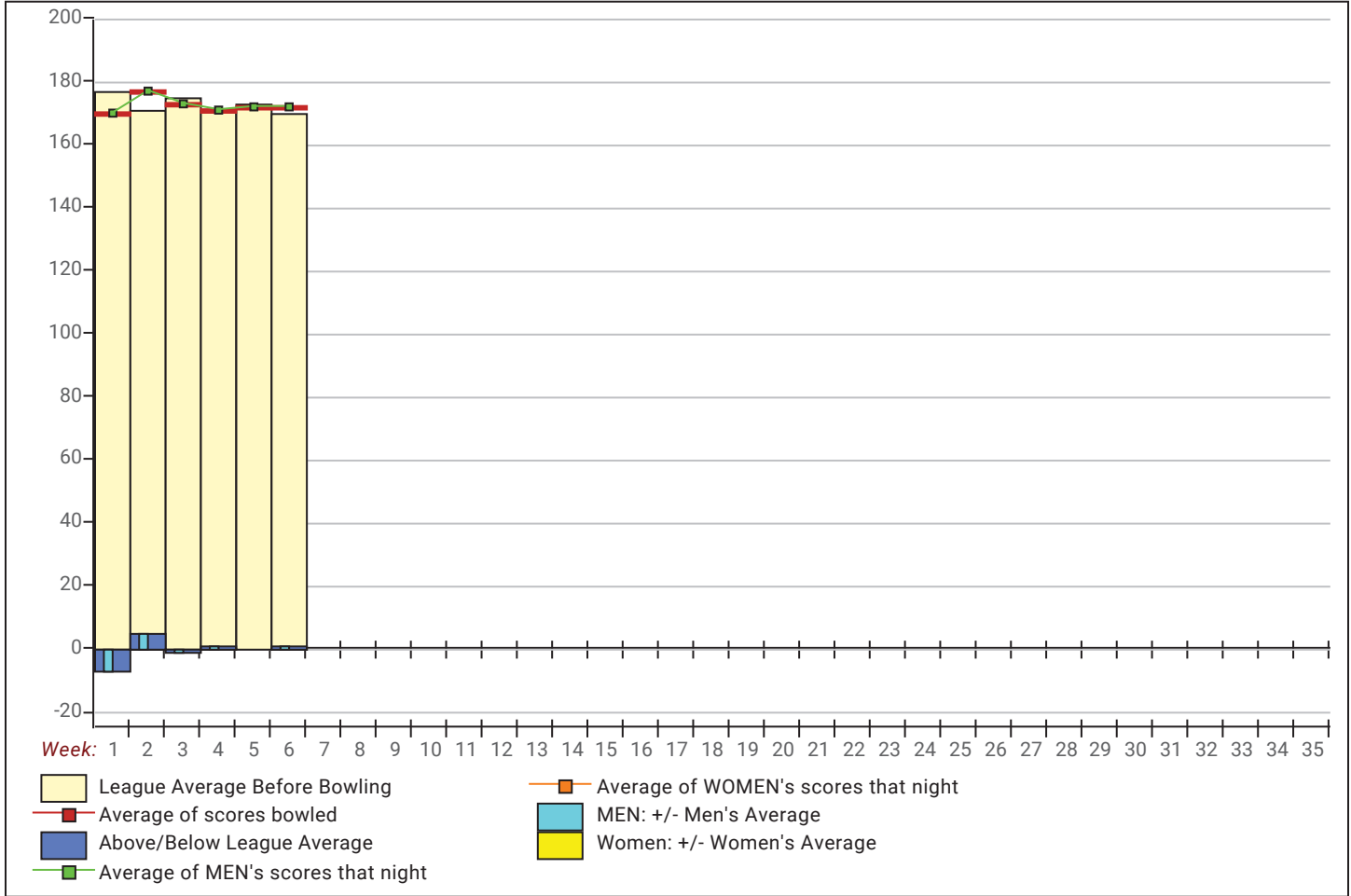


Amount Over/Under Team Average



This report is for scores bowled October 9 which is Week 6 of 32

League Average Week-by-Week



League Average Statistics for Last Week

	League	Right Hand	Left Hand
League Average Before Bowling	170.46	170.08	179.24
Average of scores bowled that night	171.63	171.47	175.44
New League Average After Bowling	170.49	170.14	178.61
Change in League Average	.03	.06	-.63
People Who Bowled Over Average	37	36	1
People Who Bowled Under Average	34	32	2
Average Amount of Series Over Avg	46.27	46.50	38.00
Average Amount of Series Under Avg	-32.00	-31.81	-35.00
Difference Avg, NiteAvg	1.55	1.77	-3.56
Number of Bowlers	73	70	3
Number of Games Bowled	217	208	9
People Who Raised Their Average	37	36	1
Raised By an Average of This Amount	2.92	2.94	2.07
People Who Lowered Their Average	34	32	2
Lowered By an Average of This Amou	-3.11	-3.18	-1.98
Number of Games Bowled Over Avera	103	101	2
Number of Games Bowled Under Avera	106	100	6

Note: Averages are based only on people who bowled.

Press Release -- 10/14/2025

10/9/2025 Week 6 of 32

Service 2025-26

Thursday 6:30 pm

Big Apple Fun Center

Lanes 1 - 16

Team Standings

Place	Team Name	Avg p/gm	Points Won	Points Lost	Year-To-Date WON	Y-T-D LOST
1	Ryan Mingus Plumbing	879	156	84	156	84
2	Chugs Bowling Stones	865	149½	90½	149½	90½
3	The Church Key	872	144½	95½	144½	95½
4	Coors Light	915	143	97	143	97
5	3 Holes 1 Goal	895	136½	103½	136½	103½
6	Rudy's Tires	830	135½	104½	135½	104½
7	Cellar Sports Bar	971	127	113	127	113
8	Pat's Plumbing Service	935	120½	119½	120½	119½
9	Walter's Electric	834	115	125	115	125
10	BluePrint Engines	766	112	128	112	128
11	Graham Transportation	980	108	132	108	132
12	Northgate Veterinary Clinic	842	103	137	103	137
13	The Lawn Builders	909	101	139	101	139
14	Belschners	645	96	144	96	144
15	Bud Light	797	77½	162½	77½	162½
16	Draw Team	875	95	145	95	145

*** Although not shown, standings are determined by points only for the current split

Last Week's Top Scores

Scratch Game		Scratch Series		Handicap Game		Handicap Series	
275	Noel Carnahan	698	Bruce Hatcher	314	Noel Carnahan	809	Bruce Hatcher
269	Jeremy Sklenar	678	Jeremy Sklenar	308	Eric Zikmund	784	Jared Dingle
259	Eric Zikmund	658	Larry Wilke	296	Bobby Turner Jr	766	Larry Wilke
257	Devan Des'Hotel	649	Jarod Zikmund	293	Johnny Nikkila	761	Noel Carnahan
248	Trevor Hibberd	644	Noel Carnahan	286	Jeremy Sklenar	757	Dave Jamrog
246	Jason White	640	Jason White	286	Trevor Hibberd	753	Calvin Harper
245	Bruce Hatcher	625	Devan Des'Hotel	285	Duane Aubushon	749	Ivan Stones
237	Bryon Sazama	625	Trevor Hibberd	283	Jerry Schmitz	741	Eric Zikmund
237	Jarod Zikmund	616	Jared Dingle	283	Anthony Aubushon	740	Anthony Eigenberg
235	Johnny Nikkila	611	Chuck Brisbin	282	Bruce Hatcher	739	Trevor Hibberd

Local and Bowling Center Awards

Name	USBC ID Number	Award Average	Award Games	G1	G2	G3	Series	Award Score	Award Received
Anthony C. Aubushon	6199-109 USBC	185	66	181	173	233	587	233	225 Game (Local Assoc. Awards)
Noel T. Carnahan	1494-2974 USBC	186	15	275	181	188	644	275	275 Game (Local Assoc. Awards)
	1494-2974 USBC	179	84	275	181	188	644	275	75 Pins Over Average (Local Assoc. Awards)
Jeff A. Fruhling	1494-261 USBC	188	24	109	193	230	532	230	225 Game (Local Assoc. Awards)
Bruce A. Hatcher	1486-2240 USBC	188		245	216	237	698		Clean Series (Local Assoc. Awards)
Trevor D. Hibberd	9726-4241 USBC	176	21	248	174	203	625	248	225 Game (Local Assoc. Awards)
Johnny L. Nikkila	1494-182 USBC	175	90	162	136	235	533	235	225 Game (Local Assoc. Awards)
Randall E. Purdy	1494-2728 USBC	165	69	116	212	163	491	212	200 Game (Local Assoc. Awards)
Bryon J. Sazama	1494-360 USBC	180	90	237	154	144	535	237	225 Game (Local Assoc. Awards)
Jerry Schmitz	1494-85 USBC	189	78	177	170	232	579	232	225 Game (Local Assoc. Awards)
Jeremy D. Sklenar	6219-124 USBC	208	78	173	269	236	678	269	250 Game (Local Assoc. Awards)
Devon L. Smith	6201-129 USBC	189	75	158	213	225	596	225	225 Game (Local Assoc. Awards)
Bobby Turner Jr	1494-87 USBC	174	81	233	96	170	499	233	225 Game (Local Assoc. Awards)

Press Release -- 10/14/2025

Service 2025-26

<u>Name</u>	<u>USBC ID Number</u>	<u>Award Average</u>	<u>Award Games</u>	<u>G1</u>	<u>G2</u>	<u>G3</u>	<u>Series</u>	<u>Award Score</u>	<u>Award Received</u>
Larry A. Wilke	1524-129 USBC	172	90	222	209	227	658	658	600 Series (Local Assoc. Awards)
	1524-129 USBC	172	90	222	209	227	658	658	140 Pins Over Average (Local Assoc. Awards)
	1524-129 USBC	172	90	222	209	227	658	227	225 Game (Local Assoc. Awards)
Eric R. Zikmund	1494-2816 USBC	190	84	259	171	164	594	259	250 Game (Local Assoc. Awards)