

Note: This report includes information through April 4 which is Week 28 of 32

Jared J. Samuelson's Bowling Record

Week No.	Bowling Date	Old Avg	Old HDCP	-1-	-2-	-3-	Total	HDCP Total	Pins	Gms	---Average Change---			High Game	High Sers	HDCP Game	HDCP Sers
											New	Old	----> +/-				
1	09/07/23	bk192	0				0	0	0	0	-	0.00	= 0.00	0	0		
2	09/14/23	bk192	33	207	168	247	622	721	622	3	207.33	- 0.00	= 207.33	247	622	280	721
3	09/21/23	bk192	0				0	0	622	3	207.33	- 207.33	= 0.00	247	622	280	721
4	09/28/23	bk192	0				0	0	622	3	207.33	- 207.33	= 0.00	247	622	280	721
5	10/05/23	bk192	0				0	0	622	3	207.33	- 207.33	= 0.00	247	622	280	721
6	10/12/23	bk192	0				0	0	622	3	207.33	- 207.33	= 0.00	247	622	280	721
7	10/19/23	bk192	0				0	0	622	3	207.33	- 207.33	= 0.00	247	622	280	721
8	10/26/23	bk192	0				0	0	622	3	207.33	- 207.33	= 0.00	247	622	280	721
9	11/02/23	bk192	0				0	0	622	3	207.33	- 207.33	= 0.00	247	622	280	721
10	11/09/23	bk192	0				0	0	622	3	207.33	- 207.33	= 0.00	247	622	280	721

End of 1st split

11	11/16/23	bk192	0				0	0	622	3	207.33	- 207.33	= 0.00	247	622	280	721
12	11/30/23	bk192	0				0	0	622	3	207.33	- 207.33	= 0.00	247	622	280	721
13	12/07/23	bk192	0				0	0	622	3	207.33	- 207.33	= 0.00	247	622	280	721
14	12/14/23	bk192	0				0	0	622	3	207.33	- 207.33	= 0.00	247	622	280	721
15	01/04/24	bk192	33	191	215	185	591	690	1213	6	202.17	- 207.33	= -5.17	247	622	280	721
16	01/11/24	bk192	33	189	185	204	578	677	1791	9	199.00	- 202.17	= -3.17	247	622	280	721
17	01/18/24	199	26	214	215	259	688	766	2479	12	206.58	- 199.00	= 7.58	259	688	285	766
18	01/25/24	206	0				0	0	2479	12	206.58	- 206.58	= 0.00	259	688	285	766
19	02/01/24	206	0				0	0	2479	12	206.58	- 206.58	= 0.00	259	688	285	766
20	02/08/24	206	0				0	0	2479	12	206.58	- 206.58	= 0.00	259	688	285	766

End of 2nd split

21	02/15/24	206	0				0	0	2479	12	206.58	- 206.58	= 0.00	259	688	285	766
22	02/22/24	206	0				0	0	2479	12	206.58	- 206.58	= 0.00	259	688	285	766
23	02/29/24	206	0				0	0	2479	12	206.58	- 206.58	= 0.00	259	688	285	766
24	03/07/24	206	19	191	208	223	622	679	3101	15	206.73	- 206.58	= 0.15	259	688	285	766
25	03/14/24	206	0				0	0	3101	15	206.73	- 206.73	= 0.00	259	688	285	766
26	03/21/24	206	0				0	0	3101	15	206.73	- 206.73	= 0.00	259	688	285	766
27	03/28/24	206	0				0	0	3101	15	206.73	- 206.73	= 0.00	259	688	285	766
28	04/04/24	206	19				0	0	3101	15	206.73	- 206.73	= 0.00	259	688	285	766

<100	100's	125's	150's	175's	200's	225's	250's	275's	300's
			1	5	7	1	1		
<400	400's	450's	500's	550's	600's	650's	700's	750's	800's
				2	2	1			

Avg of Game 1	Avg of Game 2	Avg of Game 3
198.40	198.20	223.60

High game of 259 on week 17 High series of 688 on week 17 High average of 207.33 after bowling week 2
Low game of 168 on week 2 Low series of 578 on week 16 Low average of 199.00 after bowling week 16

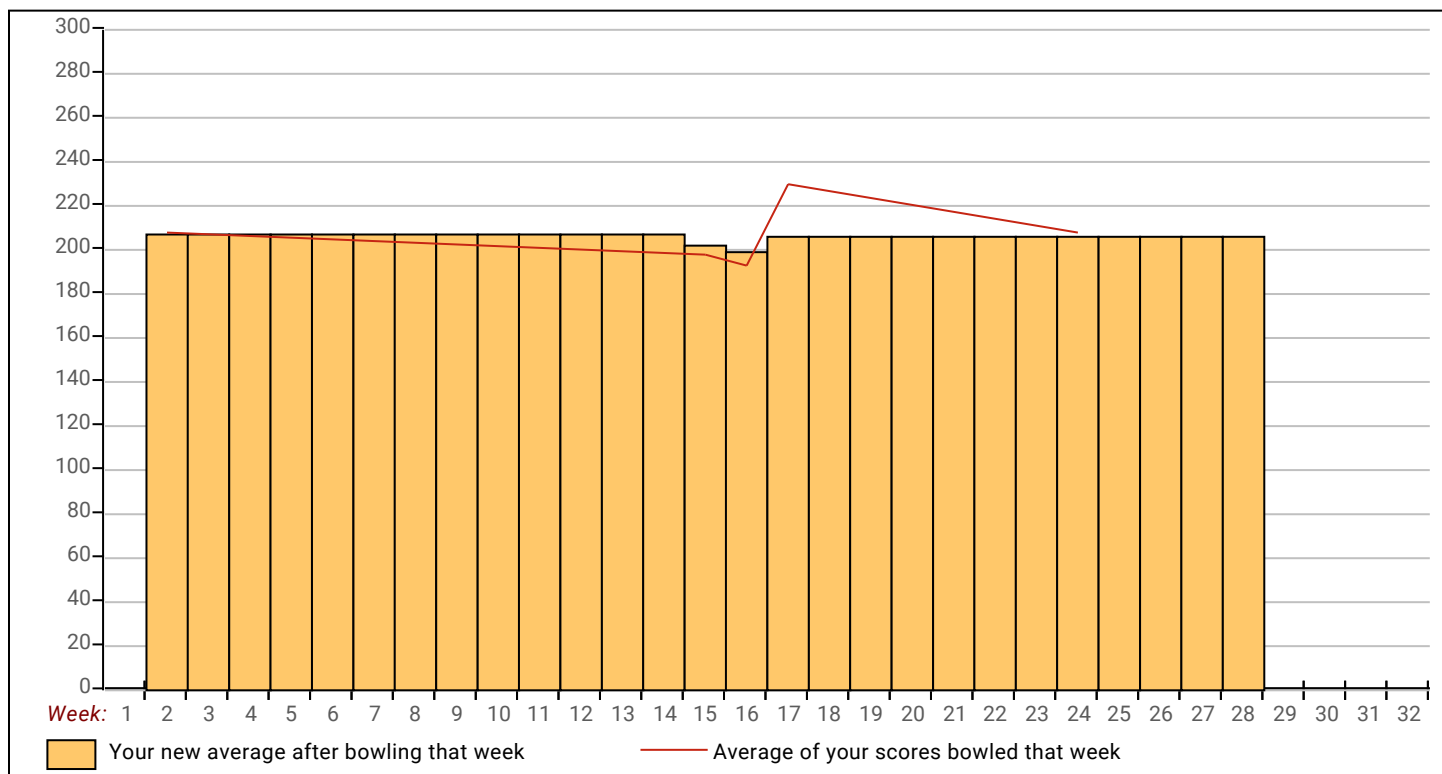
High Scores by Game

Game #1: 214 on week 17 Game #2: 215 on week 15 Game #3: 259 on week 17

Thursday 6:30 pm

Big Apple Fun Center

Lanes 1 - 18

Note: This report includes information through April 4 which is Week 28 of 32

Note: This report includes information through April 4 which is Week 28 of 32

Timothy D. Adkins's Bowling Record

Week No.	Bowling Date	Old Avg	Old HDCP	-1-	-2-	-3-	Total	HDCP Total	Pins	Gms	---Average Change---			High Game	High Sers	HDCP Game	HDCP Sers	
											New	Old	---> +/-					
1	09/07/23	bk169	0				0	0	0	0	-	0.00	= 0.00	0	0			
2	09/14/23	bk169	0				0	0	0	0	-	0.00	= 0.00	0	0			
3	09/21/23	bk169	0				0	0	0	0	-	0.00	= 0.00	0	0			
4	09/28/23	bk169	0				0	0	0	0	-	0.00	= 0.00	0	0			
5	10/05/23	bk169	56	234	175	160	569	737	569	3	189.67	-	0.00	= 189.67	234	569	290	737
6	10/12/23	bk169	56	176	199	147	522	690	1091	6	181.83	-	189.67	= -7.83	234	569	290	737
7	10/19/23	bk169	56	195	153	192	540	708	1631	9	181.22	-	181.83	= -0.61	234	569	290	737
8	10/26/23	181	0				0	0	1631	9	181.22	-	181.22	= 0.00	234	569	290	737
9	11/02/23	181	0				0	0	1631	9	181.22	-	181.22	= 0.00	234	569	290	737
10	11/09/23	181	0				0	0	1631	9	181.22	-	181.22	= 0.00	234	569	290	737

End of 1st split

11	11/16/23	181	0				0	0	1631	9	181.22	-	181.22	= 0.00	234	569	290	737
12	11/30/23	181	0				0	0	1631	9	181.22	-	181.22	= 0.00	234	569	290	737
13	12/07/23	181	0				0	0	1631	9	181.22	-	181.22	= 0.00	234	569	290	737
14	12/14/23	181	0				0	0	1631	9	181.22	-	181.22	= 0.00	234	569	290	737
15	01/04/24	181	0				0	0	1631	9	181.22	-	181.22	= 0.00	234	569	290	737
16	01/11/24	181	0				0	0	1631	9	181.22	-	181.22	= 0.00	234	569	290	737
17	01/18/24	181	0				0	0	1631	9	181.22	-	181.22	= 0.00	234	569	290	737
18	01/25/24	181	0				0	0	1631	9	181.22	-	181.22	= 0.00	234	569	290	737
19	02/01/24	181	0				0	0	1631	9	181.22	-	181.22	= 0.00	234	569	290	737
20	02/08/24	181	0				0	0	1631	9	181.22	-	181.22	= 0.00	234	569	290	737

End of 2nd split

21	02/15/24	181	0				0	0	1631	9	181.22	-	181.22	= 0.00	234	569	290	737
22	02/22/24	181	0				0	0	1631	9	181.22	-	181.22	= 0.00	234	569	290	737
23	02/29/24	181	0				0	0	1631	9	181.22	-	181.22	= 0.00	234	569	290	737
24	03/07/24	181	0				0	0	1631	9	181.22	-	181.22	= 0.00	234	569	290	737
25	03/14/24	181	0				0	0	1631	9	181.22	-	181.22	= 0.00	234	569	290	737
26	03/21/24	181	44	212	207	183	602	734	2233	12	186.08	-	181.22	= 4.86	234	602	290	737
27	03/28/24	186	39	162	193	169	524	641	2757	15	183.80	-	186.08	= -2.28	234	602	290	737
28	04/04/24	183	42				0	0	2757	15	183.80	-	183.80	= 0.00	234	602	290	737

<100 100's 125's 150's 175's 200's 225's 250's 275's 300's

1 4 7 2 1

<400 400's 450's 500's 550's 600's 650's 700's 750's 800's

3 1 1

Avg of Game 1 Avg of Game 2 Avg of Game 3

195.80

185.40

170.20

High game of 234 on week 5

High series of 602 on week 26

High average of 189.67 after bowling week 5

Low game of 147 on week 6

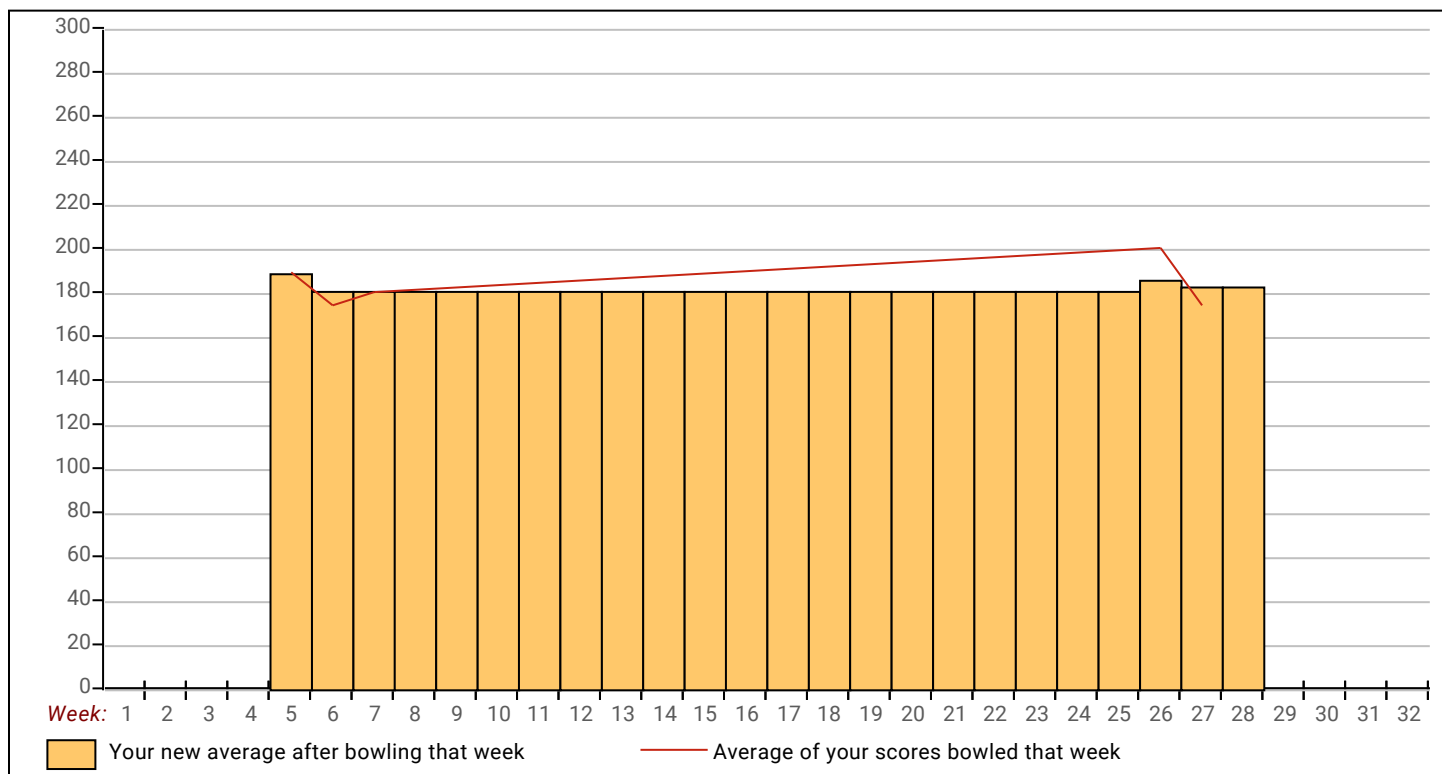
Low series of 522 on week 6

Low average of 181.22 after bowling week 7

High Scores by Game

Game #1: 234 on week 5 Game #2: 207 on week 26 Game #3: 192 on week 7

Note: This report includes information through April 4 which is Week 28 of 32



Note: This report includes information through April 4 which is Week 28 of 32

Thomas C. Richmond's Bowling Record

Week No.	Bowling Date	Old Avg	Old HDCP					HDCP Total	Pins	Gms	---Average Change---				High Game	High Sers	HDCP Game	HDCP Sers
				-1-	-2-	-3-	Total				New	Old	----	+/-				
1	09/07/23	bk197	28	188	253	167	608	692	608	3	202.67	-	0.00	= 202.67	253	608	281	692
2	09/14/23	bk197	0				0	0	608	3	202.67	-	202.67	= 0.00	253	608	281	692
3	09/21/23	bk197	0				0	0	608	3	202.67	-	202.67	= 0.00	253	608	281	692
4	09/28/23	bk197	0				0	0	608	3	202.67	-	202.67	= 0.00	253	608	281	692
5	10/05/23	bk197	0				0	0	608	3	202.67	-	202.67	= 0.00	253	608	281	692
6	10/12/23	bk197	0				0	0	608	3	202.67	-	202.67	= 0.00	253	608	281	692
7	10/19/23	bk197	0				0	0	608	3	202.67	-	202.67	= 0.00	253	608	281	692
8	10/26/23	bk197	28	222	207	196	625	709	1233	6	205.50	-	202.67	= 2.83	253	625	281	709
9	11/02/23	bk197	0				0	0	1233	6	205.50	-	205.50	= 0.00	253	625	281	709
10	11/09/23	bk197	0				0	0	1233	6	205.50	-	205.50	= 0.00	253	625	281	709

End of 1st split

11	11/16/23	bk197	0				0	0	1233	6	205.50	-	205.50	= 0.00	253	625	281	709
12	11/30/23	bk197	28	173	177	224	574	658	1807	9	200.78	-	205.50	= -4.72	253	625	281	709
13	12/07/23	200	0				0	0	1807	9	200.78	-	200.78	= 0.00	253	625	281	709
14	12/14/23	200	0				0	0	1807	9	200.78	-	200.78	= 0.00	253	625	281	709
15	01/04/24	200	0				0	0	1807	9	200.78	-	200.78	= 0.00	253	625	281	709
16	01/11/24	200	0				0	0	1807	9	200.78	-	200.78	= 0.00	253	625	281	709
17	01/18/24	200	25	169	172	184	525	600	2332	12	194.33	-	200.78	= -6.44	253	625	281	709
18	01/25/24	194	0				0	0	2332	12	194.33	-	194.33	= 0.00	253	625	281	709
19	02/01/24	194	31	217	220	212	649	742	2981	15	198.73	-	194.33	= 4.40	253	649	281	742
20	02/08/24	198	27	167	179	208	554	635	3535	18	196.39	-	198.73	= -2.34	253	649	281	742

End of 2nd split

21	02/15/24	196	0				0	0	3535	18	196.39	-	196.39	= 0.00	253	649	281	742
22	02/22/24	196	0				0	0	3535	18	196.39	-	196.39	= 0.00	253	649	281	742
23	02/29/24	196	0				0	0	3535	18	196.39	-	196.39	= 0.00	253	649	281	742
24	03/07/24	196	29	179	211	181	571	658	4106	21	195.52	-	196.39	= -0.87	253	649	281	742
25	03/14/24	195	30	223	246	227	696	786	4802	24	200.08	-	195.52	= 4.56	253	696	281	786
26	03/21/24	200	0				0	0	4802	24	200.08	-	200.08	= 0.00	253	696	281	786
27	03/28/24	200	0				0	0	4802	24	200.08	-	200.08	= 0.00	253	696	281	786
28	04/04/24	200	25				0	0	4802	24	200.08	-	200.08	= 0.00	253	696	281	786

<100	100's	125's	150's	175's	200's	225's	250's	275's	300's
			5	7	9	2	1		
<400	400's	450's	500's	550's	600's	650's	700's	750's	800's
			1	3	3	1			

Avg of Game 1	Avg of Game 2	Avg of Game 3
192.25	208.13	199.88

High game of 253 on week 1 High series of 696 on week 25 High average of 205.50 after bowling week 8
Low game of 167 on week 1 Low series of 525 on week 17 Low average of 194.33 after bowling week 17

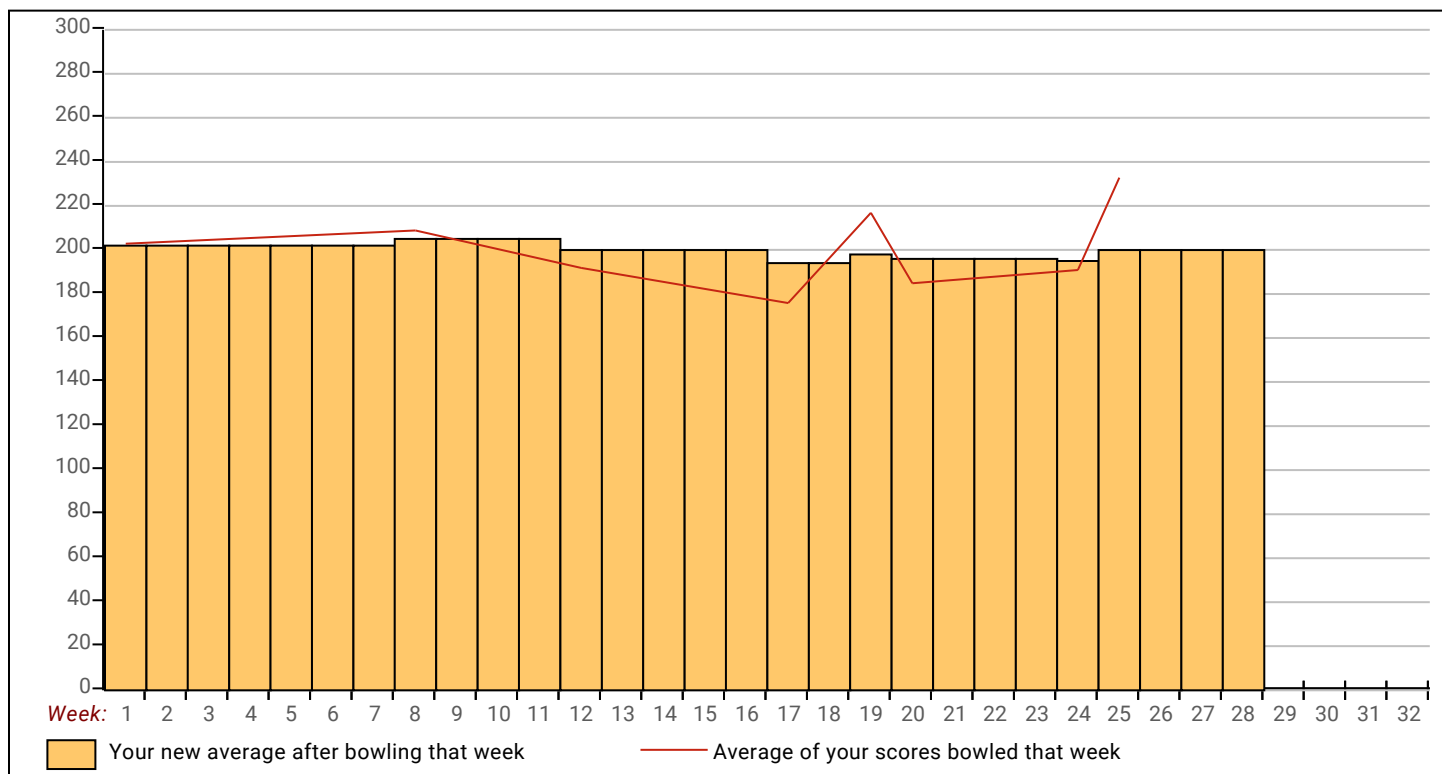
High Scores by Game

Game #1: 223 on week 25 Game #2: 253 on week 1 Game #3: 227 on week 25

Thursday 6:30 pm

Big Apple Fun Center

Lanes 1 - 18

Note: This report includes information through April 4 which is Week 28 of 32

Note: This report includes information through April 4 which is Week 28 of 32

Bob G. Vogt's Bowling Record

Week No.	Bowling Date	Old Avg	Old HDCP	-1-	-2-	-3-	Total	HDCP Total	Pins	Gms	---Average Change---			High Game	High Sers	HDCP Game	HDCP Sers
											New	Old	----> +/-				
1	09/07/23	bk178	0				0	0	0	0	-	0.00	= 0.00	0	0		
2	09/14/23	bk178	0				0	0	0	0	-	0.00	= 0.00	0	0		
3	09/21/23	bk178	0				0	0	0	0	-	0.00	= 0.00	0	0		
4	09/28/23	bk178	0				0	0	0	0	-	0.00	= 0.00	0	0		
5	10/05/23	bk178	0				0	0	0	0	-	0.00	= 0.00	0	0		
6	10/12/23	bk178	0				0	0	0	0	-	0.00	= 0.00	0	0		
7	10/19/23	bk178	0				0	0	0	0	-	0.00	= 0.00	0	0		
8	10/26/23	bk178	0				0	0	0	0	-	0.00	= 0.00	0	0		
9	11/02/23	bk178	0				0	0	0	0	-	0.00	= 0.00	0	0		
10	11/09/23	bk178	0				0	0	0	0	-	0.00	= 0.00	0	0		

End of 1st split

11	11/16/23	bk178	0				0	0	0	0	-	0.00	= 0.00	0	0		
12	11/30/23	bk178	0				0	0	0	0	-	0.00	= 0.00	0	0		
13	12/07/23	bk178	47	178	171	205	554	695	554	3	184.67	-	0.00	= 184.67	205	554	252 695
14	12/14/23	bk178	0				0	0	554	3	184.67	-	184.67	= 0.00	205	554	252 695
15	01/04/24	bk178	0				0	0	554	3	184.67	-	184.67	= 0.00	205	554	252 695
16	01/11/24	bk178	47	147	161	167	475	616	1029	6	171.50	-	184.67	= -13.17	205	554	252 695
17	01/18/24	bk178	0				0	0	1029	6	171.50	-	171.50	= 0.00	205	554	252 695
18	01/25/24	bk178	0				0	0	1029	6	171.50	-	171.50	= 0.00	205	554	252 695
19	02/01/24	bk178	0				0	0	1029	6	171.50	-	171.50	= 0.00	205	554	252 695
20	02/08/24	bk178	0				0	0	1029	6	171.50	-	171.50	= 0.00	205	554	252 695

End of 2nd split

21	02/15/24	bk178	0				0	0	1029	6	171.50	-	171.50	= 0.00	205	554	252 695
22	02/22/24	bk178	0				0	0	1029	6	171.50	-	171.50	= 0.00	205	554	252 695
23	02/29/24	bk178	0				0	0	1029	6	171.50	-	171.50	= 0.00	205	554	252 695
24	03/07/24	bk178	0				0	0	1029	6	171.50	-	171.50	= 0.00	205	554	252 695
25	03/14/24	bk178	0				0	0	1029	6	171.50	-	171.50	= 0.00	205	554	252 695
26	03/21/24	bk178	0				0	0	1029	6	171.50	-	171.50	= 0.00	205	554	252 695
27	03/28/24	bk178	0				0	0	1029	6	171.50	-	171.50	= 0.00	205	554	252 695
28	04/04/24	bk178	47				0	0	1029	6	171.50	-	171.50	= 0.00	205	554	252 695

<100	100's	125's	150's	175's	200's	225's	250's	275's	300's
		1	3	1	1				
<400	400's	450's	500's	550's	600's	650's	700's	750's	800's
		1		1					

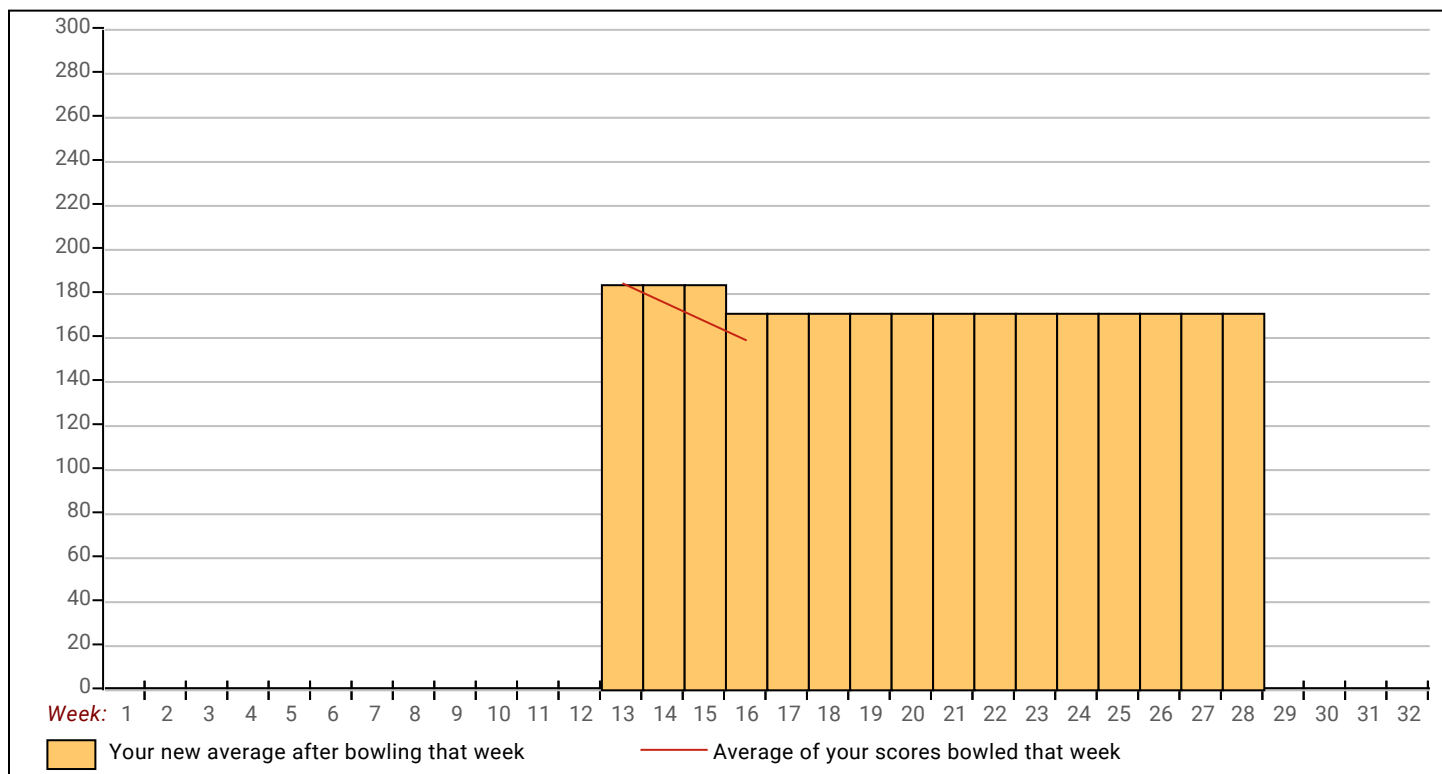
Avg of Game 1	Avg of Game 2	Avg of Game 3
162.50	166.00	186.00

High game of 205 on week 13 High series of 554 on week 13 High average of 184.67 after bowling week 13
Low game of 147 on week 16 Low series of 475 on week 16 Low average of 171.50 after bowling week 16

High Scores by Game

Game #1: 178 on week 13 Game #2: 171 on week 13 Game #3: 205 on week 13

Note: This report includes information through April 4 which is Week 28 of 32



Note: This report includes information through April 4 which is Week 28 of 32

William D. Kirkland's Bowling Record

Week No.	Bowling Date	Old Avg	Old HDCP					HDCP Total	Pins Gms		---Average Change---				High Game	High Sers	HDCP Game	HDCP Sers
				-1-	-2-	-3-	Total				New - Old	---> +/-						
1	09/07/23	144	81	111	160	163	434	677	434	3	144.67	-	0.00	= 144.67	163	434	244	677
2	09/14/23	144	0				0	0	434	3	144.67	-	144.67	= 0.00	163	434	244	677
3	09/21/23	144	0				0	0	434	3	144.67	-	144.67	= 0.00	163	434	244	677
4	09/28/23	144	0				0	0	434	3	144.67	-	144.67	= 0.00	163	434	244	677
5	10/05/23	144	0				0	0	434	3	144.67	-	144.67	= 0.00	163	434	244	677
6	10/12/23	144	0				0	0	434	3	144.67	-	144.67	= 0.00	163	434	244	677
7	10/19/23	144	0				0	0	434	3	144.67	-	144.67	= 0.00	163	434	244	677
8	10/26/23	144	0				0	0	434	3	144.67	-	144.67	= 0.00	163	434	244	677
9	11/02/23	144	0				0	0	434	3	144.67	-	144.67	= 0.00	163	434	244	677
10	11/09/23	144	0				0	0	434	3	144.67	-	144.67	= 0.00	163	434	244	677

End of 1st split

11	11/16/23	144	81	124	128	132	384	627	818	6	136.33	-	144.67	= -8.33	163	434	244	677
12	11/30/23	136	0				0	0	818	6	136.33	-	136.33	= 0.00	163	434	244	677
13	12/07/23	136	0				0	0	818	6	136.33	-	136.33	= 0.00	163	434	244	677
14	12/14/23	136	89	147	147	153	447	714	1265	9	140.56	-	136.33	= 4.22	163	447	244	714
15	01/04/24	140	0				0	0	1265	9	140.56	-	140.56	= 0.00	163	447	244	714
16	01/11/24	140	85	139	156	176	471	726	1736	12	144.67	-	140.56	= 4.11	176	471	261	726
17	01/18/24	144	0				0	0	1736	12	144.67	-	144.67	= 0.00	176	471	261	726
18	01/25/24	144	81	146	180	150	476	719	2212	15	147.47	-	144.67	= 2.80	180	476	261	726
19	02/01/24	147	0				0	0	2212	15	147.47	-	147.47	= 0.00	180	476	261	726
20	02/08/24	147	0				0	0	2212	15	147.47	-	147.47	= 0.00	180	476	261	726

End of 2nd split

21	02/15/24	147	0				0	0	2212	15	147.47	-	147.47	= 0.00	180	476	261	726
22	02/22/24	147	78	192	145	161	498	732	2710	18	150.56	-	147.47	= 3.09	192	498	270	732
23	02/29/24	150	75	118	154	166	438	663	3148	21	149.90	-	150.56	= -0.65	192	498	270	732
24	03/07/24	149	0				0	0	3148	21	149.90	-	149.90	= 0.00	192	498	270	732
25	03/14/24	149	0				0	0	3148	21	149.90	-	149.90	= 0.00	192	498	270	732
26	03/21/24	149	0				0	0	3148	21	149.90	-	149.90	= 0.00	192	498	270	732
27	03/28/24	149	0				0	0	3148	21	149.90	-	149.90	= 0.00	192	498	270	732
28	04/04/24	149	76				0	0	3148	21	149.90	-	149.90	= 0.00	192	498	270	732

<u><100</u>	<u>100's</u>	<u>125's</u>	<u>150's</u>	<u>175's</u>	<u>200's</u>	<u>225's</u>	<u>250's</u>	<u>275's</u>	<u>300's</u>
	3	7	8	3					
<u><400</u>	<u>400's</u>	<u>450's</u>	<u>500's</u>	<u>550's</u>	<u>600's</u>	<u>650's</u>	<u>700's</u>	<u>750's</u>	<u>800's</u>
1	3	3							

<u>Avg of Game 1</u>	<u>Avg of Game 2</u>	<u>Avg of Game 3</u>
139.57	152.86	157.29

High game of 192 on week 22 High series of 498 on week 22 High average of 150.56 after bowling week 22
 Low game of 111 on week 1 Low series of 384 on week 11 Low average of 136.33 after bowling week 11

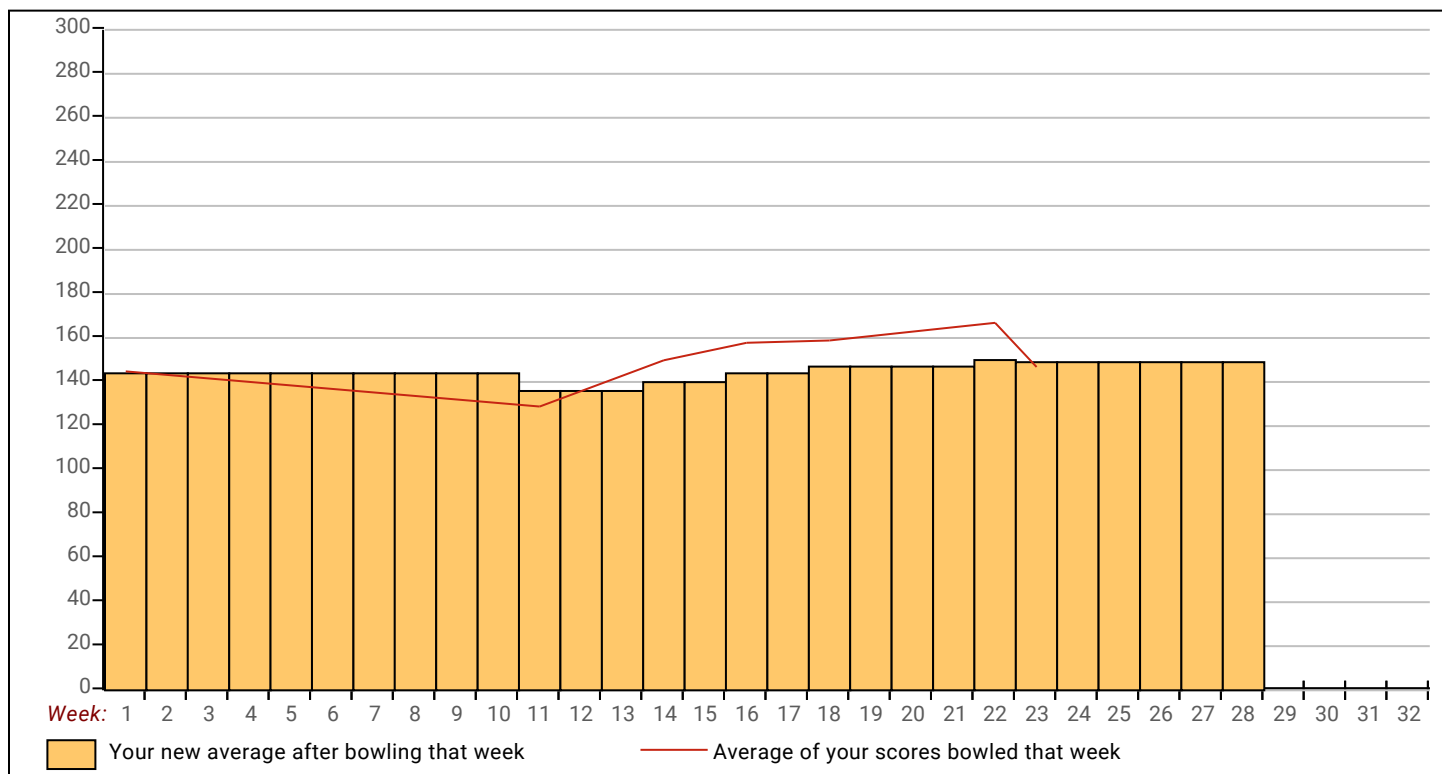
High Scores by Game

Game #1: 192 on week 22 Game #2: 180 on week 18 Game #3: 176 on week 16

Thursday 6:30 pm

Big Apple Fun Center

Lanes 1 - 18

Note: This report includes information through April 4 which is Week 28 of 32

Note: This report includes information through April 4 which is Week 28 of 32

Scott A. Bradley's Bowling Record

Week No.	Bowling Date	Old Avg	Old HDCP						HDCP Total	Pins Gms		---Average Change---				High Game	High Sers	HDCP Game	HDCP Sers
				-1-	-2-	-3-	Total	New - Old ----> +/-											
1	09/07/23	181	44	151	243	149	543	675	543	3	181.00	-	0.00	=	181.00	243	543	287	675
2	09/14/23	181	0				0	0	543	3	181.00	-	181.00	=	0.00	243	543	287	675
3	09/21/23	181	0				0	0	543	3	181.00	-	181.00	=	0.00	243	543	287	675
4	09/28/23	181	0				0	0	543	3	181.00	-	181.00	=	0.00	243	543	287	675
5	10/05/23	181	0				0	0	543	3	181.00	-	181.00	=	0.00	243	543	287	675
6	10/12/23	181	0				0	0	543	3	181.00	-	181.00	=	0.00	243	543	287	675
7	10/19/23	181	0				0	0	543	3	181.00	-	181.00	=	0.00	243	543	287	675
8	10/26/23	181	0				0	0	543	3	181.00	-	181.00	=	0.00	243	543	287	675
9	11/02/23	181	0				0	0	543	3	181.00	-	181.00	=	0.00	243	543	287	675
10	11/09/23	181	0				0	0	543	3	181.00	-	181.00	=	0.00	243	543	287	675

End of 1st split

11	11/16/23	181	0	0	0	543	3	181.00	-	181.00	=	0.00	243	543	287	675
12	11/30/23	181	0	0	0	543	3	181.00	-	181.00	=	0.00	243	543	287	675
13	12/07/23	181	0	0	0	543	3	181.00	-	181.00	=	0.00	243	543	287	675
14	12/14/23	181	0	0	0	543	3	181.00	-	181.00	=	0.00	243	543	287	675
15	01/04/24	181	0	0	0	543	3	181.00	-	181.00	=	0.00	243	543	287	675
16	01/11/24	181	0	0	0	543	3	181.00	-	181.00	=	0.00	243	543	287	675
17	01/18/24	181	0	0	0	543	3	181.00	-	181.00	=	0.00	243	543	287	675
18	01/25/24	181	0	0	0	543	3	181.00	-	181.00	=	0.00	243	543	287	675
19	02/01/24	181	0	0	0	543	3	181.00	-	181.00	=	0.00	243	543	287	675
20	02/08/24	181	0	0	0	543	3	181.00	-	181.00	=	0.00	243	543	287	675

End of 2nd split

21	02/15/24	181	0			0	0	543	3	181.00	-	181.00	=	0.00	243	543	287	675	
22	02/22/24	181	0			0	0	543	3	181.00	-	181.00	=	0.00	243	543	287	675	
23	02/29/24	181	0			0	0	543	3	181.00	-	181.00	=	0.00	243	543	287	675	
24	03/07/24	181	0			0	0	543	3	181.00	-	181.00	=	0.00	243	543	287	675	
25	03/14/24	181	0			0	0	543	3	181.00	-	181.00	=	0.00	243	543	287	675	
26	03/21/24	181	44	152	192	185	529	661	1072	6	178.67	-	181.00	=	-2.33	243	543	287	675
27	03/28/24	178	0			0	0	1072	6	178.67	-	178.67	=	0.00	243	543	287	675	
28	04/04/24	178	47			0	0	1072	6	178.67	-	178.67	=	0.00	243	543	287	675	

<u><100</u>	<u>100's</u>	<u>125's</u> 1	<u>150's</u> 2	<u>175's</u> 2	<u>200's</u>	<u>225's</u> 1	<u>250's</u>	<u>275's</u>	<u>300's</u>
<u><400</u>	<u>400's</u>	<u>450's</u>	<u>500's</u> 2	<u>550's</u>	<u>600's</u>	<u>650's</u>	<u>700's</u>	<u>750's</u>	<u>800's</u>

<u>Avg of Game 1</u>	<u>Avg of Game 2</u>	<u>Avg of Game 3</u>
151.50	217.50	167.00

High game of 243 on week 1	High series of 543 on week 1	High average of 181.00 after bowling week 1
Low game of 149 on week 1	Low series of 529 on week 26	Low average of 178.67 after bowling week 26

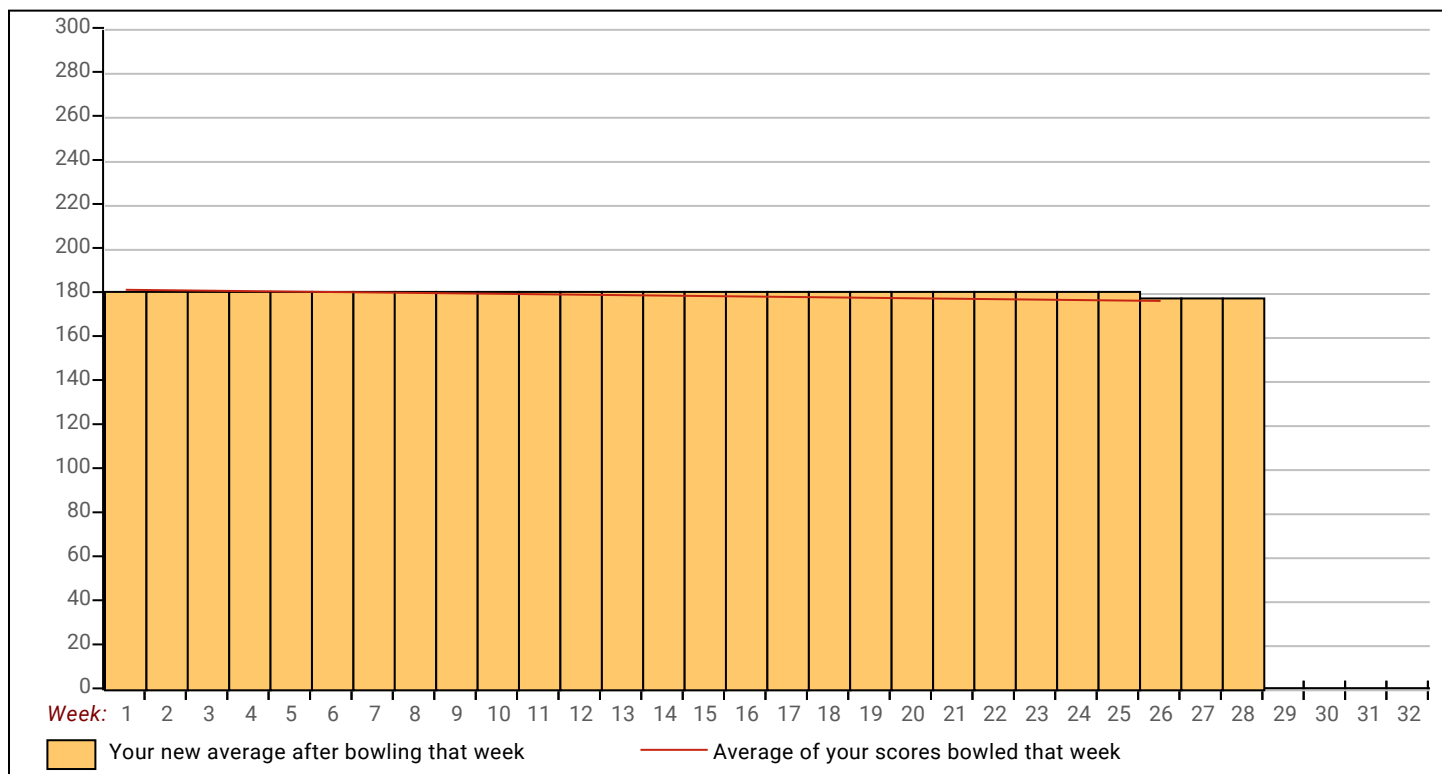
High Scores by Game

Game #1: 152 on week 26 Game #2: 243 on week 1 Game #3: 185 on week 26

Thursday 6:30 pm

Big Apple Fun Center

Lanes 1 - 18

Note: This report includes information through April 4 which is Week 28 of 32

Note: This report includes information through April 4 which is Week 28 of 32

David M. Ash's Bowling Record

Week No.	Bowling Date	Old Avg	Old HDCP	-1-	-2-	-3-	Total	HDCP Total	Pins	Gms	---Average Change---			High Game	High Sers	HDCP Game	HDCP Sers
											New	Old	----> +/-				
1	09/07/23	0	0				0	0	0	0	-	0.00	= 0.00	0	0		
2	09/14/23	0	0				0	0	0	0	-	0.00	= 0.00	0	0		
3	09/21/23	0	0				0	0	0	0	-	0.00	= 0.00	0	0		
4	09/28/23	141	84	143	114	168	425	677	425	3	141.67	- 0.00	= 141.67	168	425	252	677
5	10/05/23	141	0				0	0	425	3	141.67	- 141.67	= 0.00	168	425	252	677
6	10/12/23	141	0				0	0	425	3	141.67	- 141.67	= 0.00	168	425	252	677
7	10/19/23	141	0				0	0	425	3	141.67	- 141.67	= 0.00	168	425	252	677
8	10/26/23	141	0				0	0	425	3	141.67	- 141.67	= 0.00	168	425	252	677
9	11/02/23	141	0				0	0	425	3	141.67	- 141.67	= 0.00	168	425	252	677
10	11/09/23	141	0				0	0	425	3	141.67	- 141.67	= 0.00	168	425	252	677

End of 1st split

11	11/16/23	141	0				0	0	425	3	141.67	- 141.67	= 0.00	168	425	252	677
12	11/30/23	141	0				0	0	425	3	141.67	- 141.67	= 0.00	168	425	252	677
13	12/07/23	141	0				0	0	425	3	141.67	- 141.67	= 0.00	168	425	252	677
14	12/14/23	141	0				0	0	425	3	141.67	- 141.67	= 0.00	168	425	252	677
15	01/04/24	141	0				0	0	425	3	141.67	- 141.67	= 0.00	168	425	252	677
16	01/11/24	141	0				0	0	425	3	141.67	- 141.67	= 0.00	168	425	252	677
17	01/18/24	141	0				0	0	425	3	141.67	- 141.67	= 0.00	168	425	252	677
18	01/25/24	141	0				0	0	425	3	141.67	- 141.67	= 0.00	168	425	252	677
19	02/01/24	141	0				0	0	425	3	141.67	- 141.67	= 0.00	168	425	252	677
20	02/08/24	141	0				0	0	425	3	141.67	- 141.67	= 0.00	168	425	252	677

End of 2nd split

21	02/15/24	141	0				0	0	425	3	141.67	- 141.67	= 0.00	168	425	252	677
22	02/22/24	141	0				0	0	425	3	141.67	- 141.67	= 0.00	168	425	252	677
23	02/29/24	141	0				0	0	425	3	141.67	- 141.67	= 0.00	168	425	252	677
24	03/07/24	141	0				0	0	425	3	141.67	- 141.67	= 0.00	168	425	252	677
25	03/14/24	141	0				0	0	425	3	141.67	- 141.67	= 0.00	168	425	252	677
26	03/21/24	141	0				0	0	425	3	141.67	- 141.67	= 0.00	168	425	252	677
27	03/28/24	141	0				0	0	425	3	141.67	- 141.67	= 0.00	168	425	252	677
28	04/04/24	141	84				0	0	425	3	141.67	- 141.67	= 0.00	168	425	252	677

<100	100's	125's	150's	175's	200's	225's	250's	275's	300's
	1	1	1						
<400	400's	450's	500's	550's	600's	650's	700's	750's	800's
	1								

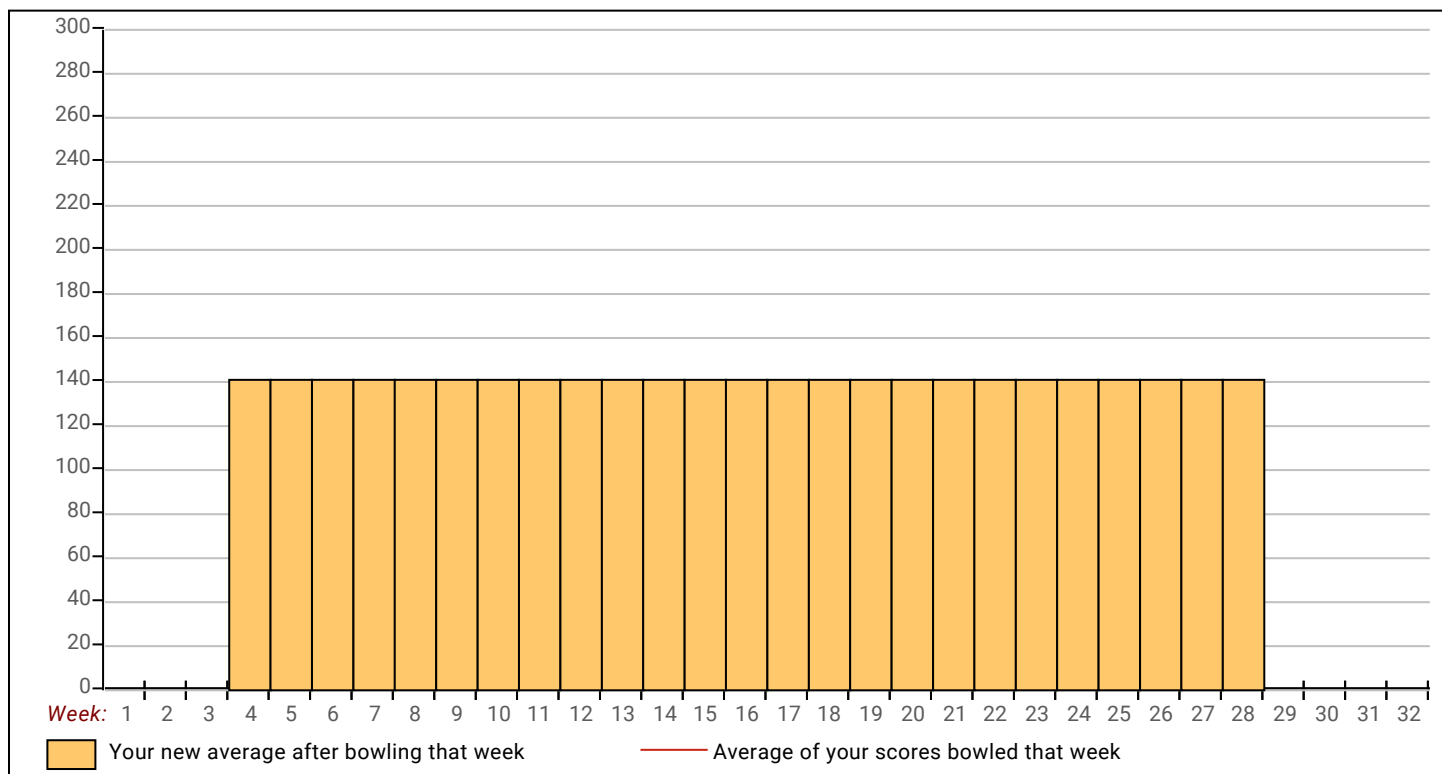
Avg of Game 1	Avg of Game 2	Avg of Game 3
143.00	114.00	168.00

High game of 168 on week 4 High series of 425 on week 4 High average of 141.67 after bowling week 4
Low game of 114 on week 4 Low series of 425 on week 4 Low average of 141.67 after bowling week 4

High Scores by Game

Game #1: 143 on week 4 Game #2: 114 on week 4 Game #3: 168 on week 4

Note: This report includes information through April 4 which is Week 28 of 32



Note: This report includes information through April 4 which is Week 28 of 32

Michael P. Judd's Bowling Record

Week No.	Bowling Date	Old Avg	Old HDCP	-1-	-2-	-3-	Total	HDCP Total	Pins	Gms	---Average Change---			High Game	High Sers	HDCP Game	HDCP Sers
											New	Old	---> +/-				
1	09/07/23	0	0				0	0	0	0	-	0.00	= 0.00	0	0		
2	09/14/23	0	0				0	0	0	0	-	0.00	= 0.00	0	0		
3	09/21/23	0	0				0	0	0	0	-	0.00	= 0.00	0	0		
4	09/28/23	163	62	139	146	204	489	675	489	3	163.00	- 0.00	= 163.00	204	489	266	675
5	10/05/23	163	0				0	0	489	3	163.00	- 163.00	= 0.00	204	489	266	675
6	10/12/23	163	0				0	0	489	3	163.00	- 163.00	= 0.00	204	489	266	675
7	10/19/23	163	0				0	0	489	3	163.00	- 163.00	= 0.00	204	489	266	675
8	10/26/23	163	0				0	0	489	3	163.00	- 163.00	= 0.00	204	489	266	675
9	11/02/23	163	0				0	0	489	3	163.00	- 163.00	= 0.00	204	489	266	675
10	11/09/23	163	0				0	0	489	3	163.00	- 163.00	= 0.00	204	489	266	675

End of 1st split

11	11/16/23	163	0				0	0	489	3	163.00	- 163.00	= 0.00	204	489	266	675
12	11/30/23	163	0				0	0	489	3	163.00	- 163.00	= 0.00	204	489	266	675
13	12/07/23	163	0				0	0	489	3	163.00	- 163.00	= 0.00	204	489	266	675
14	12/14/23	163	0				0	0	489	3	163.00	- 163.00	= 0.00	204	489	266	675
15	01/04/24	163	0				0	0	489	3	163.00	- 163.00	= 0.00	204	489	266	675
16	01/11/24	163	0				0	0	489	3	163.00	- 163.00	= 0.00	204	489	266	675
17	01/18/24	163	0				0	0	489	3	163.00	- 163.00	= 0.00	204	489	266	675
18	01/25/24	163	0				0	0	489	3	163.00	- 163.00	= 0.00	204	489	266	675
19	02/01/24	163	0				0	0	489	3	163.00	- 163.00	= 0.00	204	489	266	675
20	02/08/24	163	0				0	0	489	3	163.00	- 163.00	= 0.00	204	489	266	675

End of 2nd split

21	02/15/24	163	0				0	0	489	3	163.00	- 163.00	= 0.00	204	489	266	675
22	02/22/24	163	0				0	0	489	3	163.00	- 163.00	= 0.00	204	489	266	675
23	02/29/24	163	0				0	0	489	3	163.00	- 163.00	= 0.00	204	489	266	675
24	03/07/24	163	0				0	0	489	3	163.00	- 163.00	= 0.00	204	489	266	675
25	03/14/24	163	0				0	0	489	3	163.00	- 163.00	= 0.00	204	489	266	675
26	03/21/24	163	0				0	0	489	3	163.00	- 163.00	= 0.00	204	489	266	675
27	03/28/24	163	0				0	0	489	3	163.00	- 163.00	= 0.00	204	489	266	675
28	04/04/24	163	62				0	0	489	3	163.00	- 163.00	= 0.00	204	489	266	675

<100 100's 125's 150's 175's 200's 225's 250's 275's 300's

2 1

<400 400's 450's 500's 550's 600's 650's 700's 750's 800's

1

Avg of Game 1 Avg of Game 2 Avg of Game 3
139.00 146.00 204.00

High game of 204 on week 4 High series of 489 on week 4 High average of 163.00 after bowling week 4
Low game of 139 on week 4 Low series of 489 on week 4 Low average of 163.00 after bowling week 4

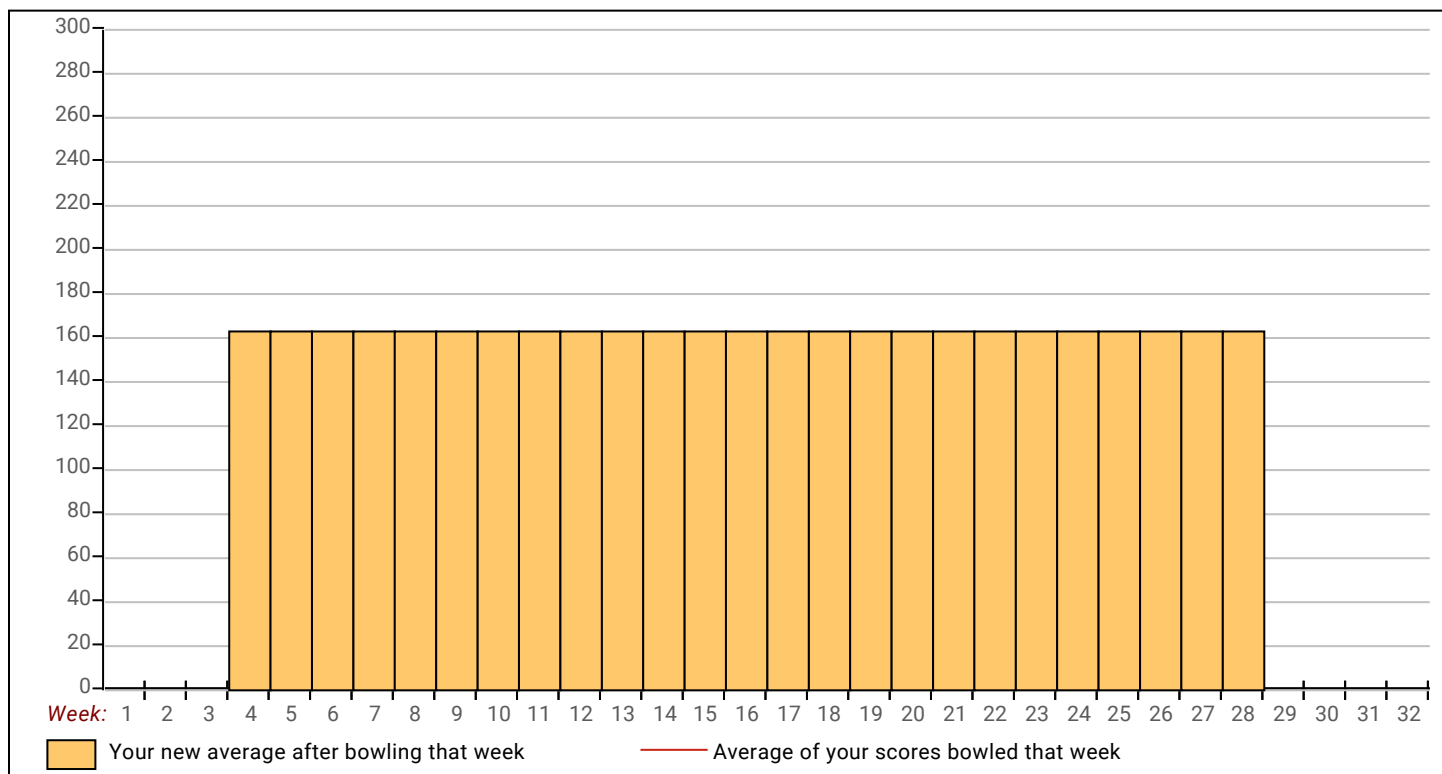
High Scores by Game

Game #1: 139 on week 4 Game #2: 146 on week 4 Game #3: 204 on week 4

Thursday 6:30 pm

Big Apple Fun Center

Lanes 1 - 18

Note: This report includes information through April 4 which is Week 28 of 32

Note: This report includes information through April 4 which is Week 28 of 32

Larry L. Lambrecht's Bowling Record

Week No.	Bowling Date	Old Avg	Old HDCP	-1-	-2-	-3-	Total	HDCP Total	Pins	Gms	---Average Change---				High Game	High Sers	HDCP Game	HDCP Sers
											New	Old	---> +/-					
1	09/07/23	bk163	0				0	0	0	0	-	0.00	=	0.00	0	0		
2	09/14/23	bk163	0				0	0	0	0	-	0.00	=	0.00	0	0		
3	09/21/23	bk163	0				0	0	0	0	-	0.00	=	0.00	0	0		
4	09/28/23	bk163	0				0	0	0	0	-	0.00	=	0.00	0	0		
5	10/05/23	bk163	0				0	0	0	0	-	0.00	=	0.00	0	0		
6	10/12/23	bk163	0				0	0	0	0	-	0.00	=	0.00	0	0		
7	10/19/23	bk163	0				0	0	0	0	-	0.00	=	0.00	0	0		
8	10/26/23	bk163	0				0	0	0	0	-	0.00	=	0.00	0	0		
9	11/02/23	bk163	0				0	0	0	0	-	0.00	=	0.00	0	0		
10	11/09/23	bk163	0				0	0	0	0	-	0.00	=	0.00	0	0		

End of 1st split

11	11/16/23	bk163	0				0	0	0	0	-	0.00	=	0.00	0	0		
12	11/30/23	bk163	0				0	0	0	0	-	0.00	=	0.00	0	0		
13	12/07/23	bk163	0				0	0	0	0	-	0.00	=	0.00	0	0		
14	12/14/23	bk163	0				0	0	0	0	-	0.00	=	0.00	0	0		
15	01/04/24	bk163	0				0	0	0	0	-	0.00	=	0.00	0	0		
16	01/11/24	bk163	0				0	0	0	0	-	0.00	=	0.00	0	0		
17	01/18/24	bk163	0				0	0	0	0	-	0.00	=	0.00	0	0		
18	01/25/24	bk163	0				0	0	0	0	-	0.00	=	0.00	0	0		
19	02/01/24	bk163	0				0	0	0	0	-	0.00	=	0.00	0	0		
20	02/08/24	bk163	0				0	0	0	0	-	0.00	=	0.00	0	0		

End of 2nd split

21	02/15/24	bk163	0				0	0	0	0	-	0.00	=	0.00	0	0			
22	02/22/24	bk163	0				0	0	0	0	-	0.00	=	0.00	0	0			
23	02/29/24	bk163	0				0	0	0	0	-	0.00	=	0.00	0	0			
24	03/07/24	bk163	0				0	0	0	0	-	0.00	=	0.00	0	0			
25	03/14/24	bk163	62	135	186	136	457	643	457	3	152.33	-	0.00	=	152.33	186	457	248	643
26	03/21/24	bk163	62	181	151	137	469	655	926	6	154.33	-	152.33	=	2.00	186	469	248	655
27	03/28/24	bk163	62	200	172	153	525	711	1451	9	161.22	-	154.33	=	6.89	200	525	262	711
28	04/04/24	161	64	145	117	168	430	622	1881	12	156.75	-	161.22	=	-4.47	200	525	262	711

<u><100</u>	<u>100's</u>	<u>125's</u>	<u>150's</u>	<u>175's</u>	<u>200's</u>	<u>225's</u>	<u>250's</u>	<u>275's</u>	<u>300's</u>
	1	4	4	2	1				
<u><400</u>	<u>400's</u>	<u>450's</u>	<u>500's</u>	<u>550's</u>	<u>600's</u>	<u>650's</u>	<u>700's</u>	<u>750's</u>	<u>800's</u>
	1	2	1						

<u>Avg of Game 1</u>	<u>Avg of Game 2</u>	<u>Avg of Game 3</u>
165.25	156.50	148.50

High game of 200 on week 27 High series of 525 on week 27 High average of 161.22 after bowling week 27
 Low game of 117 on week 28 Low series of 430 on week 28 Low average of 152.33 after bowling week 25

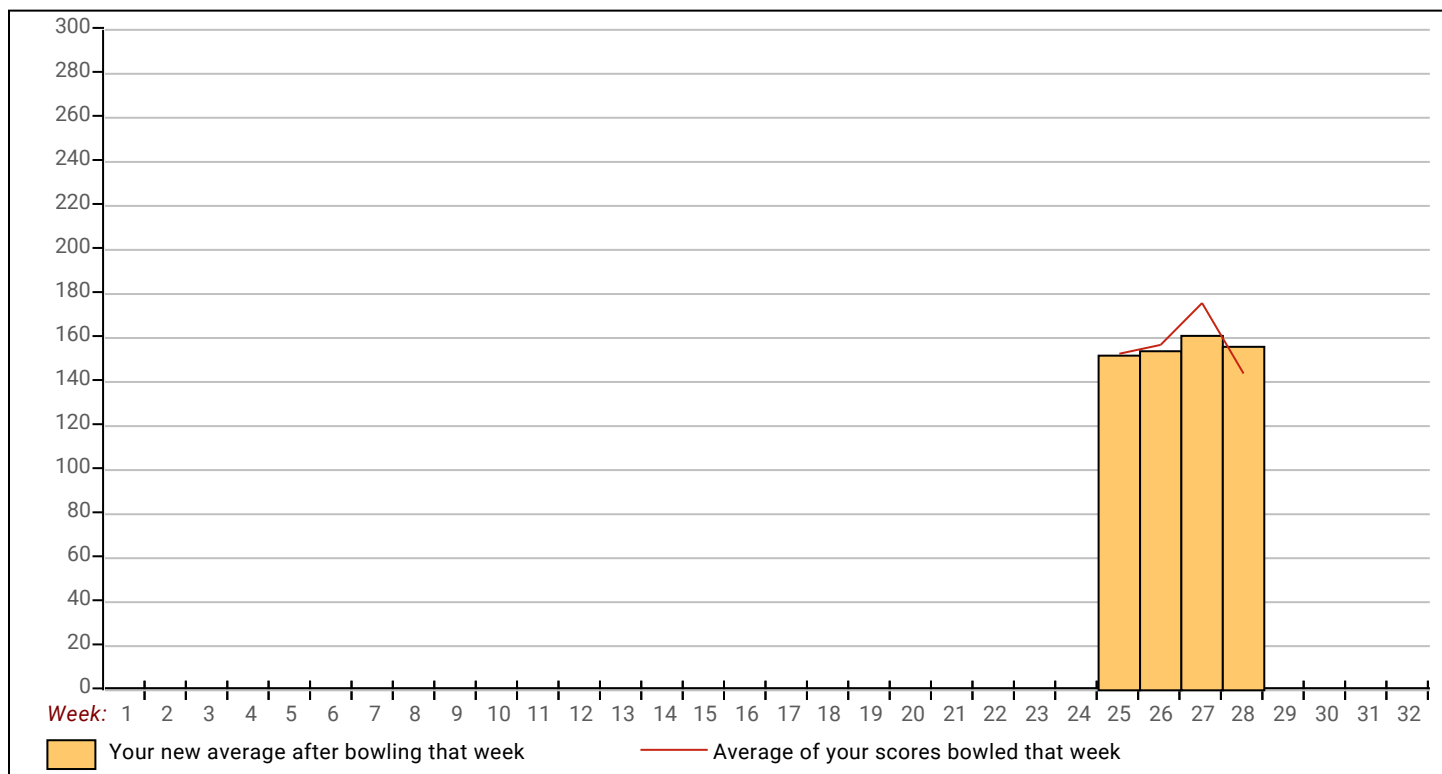
High Scores by Game

Game #1: 200 on week 27 Game #2: 186 on week 25 Game #3: 168 on week 28

Thursday 6:30 pm

Big Apple Fun Center

Lanes 1 - 18

Note: This report includes information through April 4 which is Week 28 of 32

Note: This report includes information through April 4 which is Week 28 of 32

Nathan A. Kotschwar's Bowling Record

Week No.	Bowling Date	Old Avg	Old HDCP	-1-	-2-	-3-	Total	HDCP Total	Pins	Gms	---Average Change---			High Game	High Sers	HDCP Game	HDCP Sers
											New	Old	----> +/-				
1	09/07/23	0	0				0	0	0	0	-	0.00	= 0.00	0	0		
2	09/14/23	0	0				0	0	0	0	-	0.00	= 0.00	0	0		
3	09/21/23	0	0				0	0	0	0	-	0.00	= 0.00	0	0		
4	09/28/23	0	0				0	0	0	0	-	0.00	= 0.00	0	0		
5	10/05/23	0	0				0	0	0	0	-	0.00	= 0.00	0	0		
6	10/12/23	145	80	153	133	151	437	677	437	3	145.67	- 0.00	= 145.67	153	437	233	677
7	10/19/23	145	0				0	0	437	3	145.67	- 145.67	= 0.00	153	437	233	677
8	10/26/23	145	0				0	0	437	3	145.67	- 145.67	= 0.00	153	437	233	677
9	11/02/23	145	0				0	0	437	3	145.67	- 145.67	= 0.00	153	437	233	677
10	11/09/23	145	0				0	0	437	3	145.67	- 145.67	= 0.00	153	437	233	677

End of 1st split

11	11/16/23	145	0				0	0	437	3	145.67	- 145.67	= 0.00	153	437	233	677
12	11/30/23	145	0				0	0	437	3	145.67	- 145.67	= 0.00	153	437	233	677
13	12/07/23	145	0				0	0	437	3	145.67	- 145.67	= 0.00	153	437	233	677
14	12/14/23	145	0				0	0	437	3	145.67	- 145.67	= 0.00	153	437	233	677
15	01/04/24	145	0				0	0	437	3	145.67	- 145.67	= 0.00	153	437	233	677
16	01/11/24	145	0				0	0	437	3	145.67	- 145.67	= 0.00	153	437	233	677
17	01/18/24	145	0				0	0	437	3	145.67	- 145.67	= 0.00	153	437	233	677
18	01/25/24	145	0				0	0	437	3	145.67	- 145.67	= 0.00	153	437	233	677
19	02/01/24	145	0				0	0	437	3	145.67	- 145.67	= 0.00	153	437	233	677
20	02/08/24	145	0				0	0	437	3	145.67	- 145.67	= 0.00	153	437	233	677

End of 2nd split

21	02/15/24	145	0				0	0	437	3	145.67	- 145.67	= 0.00	153	437	233	677
22	02/22/24	145	0				0	0	437	3	145.67	- 145.67	= 0.00	153	437	233	677
23	02/29/24	145	0				0	0	437	3	145.67	- 145.67	= 0.00	153	437	233	677
24	03/07/24	145	0				0	0	437	3	145.67	- 145.67	= 0.00	153	437	233	677
25	03/14/24	145	80	140	127	117	384	624	821	6	136.83	- 145.67	= -8.83	153	437	233	677
26	03/21/24	136	0				0	0	821	6	136.83	- 136.83	= 0.00	153	437	233	677
27	03/28/24	136	0				0	0	821	6	136.83	- 136.83	= 0.00	153	437	233	677
28	04/04/24	136	89				0	0	821	6	136.83	- 136.83	= 0.00	153	437	233	677

<100	100's	125's	150's	175's	200's	225's	250's	275's	300's
	1	3	2						
<400	400's	450's	500's	550's	600's	650's	700's	750's	800's
1	1								

Avg of Game 1	Avg of Game 2	Avg of Game 3
146.50	130.00	134.00

High game of 153 on week 6 High series of 437 on week 6 High average of 145.67 after bowling week 6
Low game of 117 on week 25 Low series of 384 on week 25 Low average of 136.83 after bowling week 25

High Scores by Game

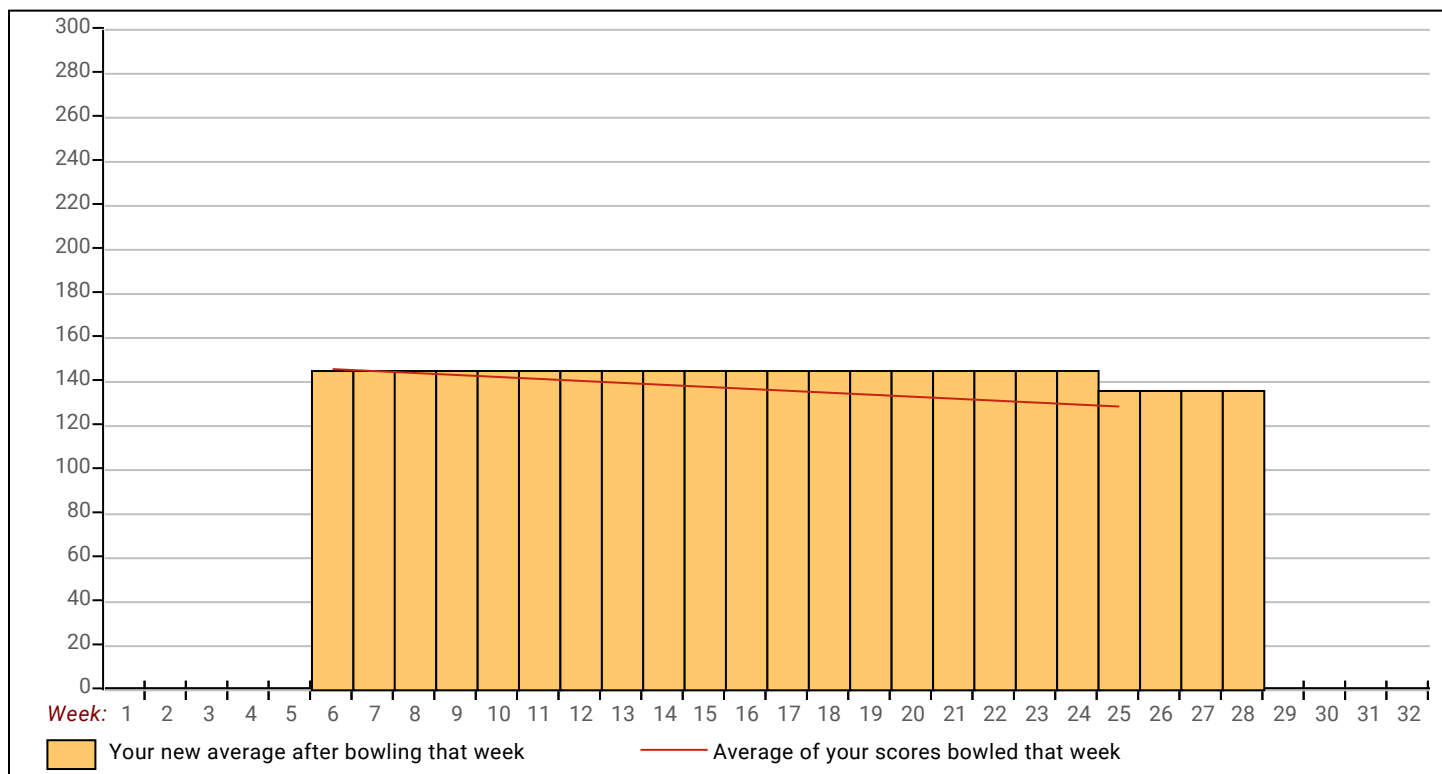
Game #1: 153 on week 6 Game #2: 133 on week 6 Game #3: 151 on week 6

Thursday 6:30 pm

Big Apple Fun Center

Lanes 1 - 18

Note: This report includes information through April 4 which is Week 28 of 32



Note: This report includes information through April 4 which is Week 28 of 32

Ron J. Studnicka's Bowling Record

Week No.	Bowling Date	Old Avg	Old HDCP	-1-	-2-	-3-	Total	HDCP Total	Pins	Gms	---Average Change---			High Game	High Sers	HDCP Game	HDCP Sers
											New	Old	----> +/-				
1	09/07/23	bk151	0				0	0	0	0	-	0.00	= 0.00	0	0		
2	09/14/23	bk151	0				0	0	0	0	-	0.00	= 0.00	0	0		
3	09/21/23	bk151	0				0	0	0	0	-	0.00	= 0.00	0	0		
4	09/28/23	bk151	0				0	0	0	0	-	0.00	= 0.00	0	0		
5	10/05/23	bk151	0				0	0	0	0	-	0.00	= 0.00	0	0		
6	10/12/23	bk151	74	133	150	126	409	631	409	3	136.33	-	0.00	= 136.33	150	409	224 631
7	10/19/23	bk151	0				0	0	409	3	136.33	-	136.33	= 0.00	150	409	224 631
8	10/26/23	bk151	0				0	0	409	3	136.33	-	136.33	= 0.00	150	409	224 631
9	11/02/23	bk151	0				0	0	409	3	136.33	-	136.33	= 0.00	150	409	224 631
10	11/09/23	bk151	74	152	155	157	464	686	873	6	145.50	-	136.33	= 9.17	157	464	231 686

End of 1st split

11	11/16/23	bk151	0				0	0	873	6	145.50	-	145.50	= 0.00	157	464	231 686
12	11/30/23	bk151	74	147	179	139	465	687	1338	9	148.67	-	145.50	= 3.17	179	465	253 687
13	12/07/23	148	0				0	0	1338	9	148.67	-	148.67	= 0.00	179	465	253 687
14	12/14/23	148	0				0	0	1338	9	148.67	-	148.67	= 0.00	179	465	253 687
15	01/04/24	148	0				0	0	1338	9	148.67	-	148.67	= 0.00	179	465	253 687
16	01/11/24	148	0				0	0	1338	9	148.67	-	148.67	= 0.00	179	465	253 687
17	01/18/24	148	0				0	0	1338	9	148.67	-	148.67	= 0.00	179	465	253 687
18	01/25/24	148	0				0	0	1338	9	148.67	-	148.67	= 0.00	179	465	253 687
19	02/01/24	148	0				0	0	1338	9	148.67	-	148.67	= 0.00	179	465	253 687
20	02/08/24	148	0				0	0	1338	9	148.67	-	148.67	= 0.00	179	465	253 687

End of 2nd split

21	02/15/24	148	0				0	0	1338	9	148.67	-	148.67	= 0.00	179	465	253 687
22	02/22/24	148	0				0	0	1338	9	148.67	-	148.67	= 0.00	179	465	253 687
23	02/29/24	148	0				0	0	1338	9	148.67	-	148.67	= 0.00	179	465	253 687
24	03/07/24	148	0				0	0	1338	9	148.67	-	148.67	= 0.00	179	465	253 687
25	03/14/24	148	0				0	0	1338	9	148.67	-	148.67	= 0.00	179	465	253 687
26	03/21/24	148	0				0	0	1338	9	148.67	-	148.67	= 0.00	179	465	253 687
27	03/28/24	148	0				0	0	1338	9	148.67	-	148.67	= 0.00	179	465	253 687
28	04/04/24	148	77				0	0	1338	9	148.67	-	148.67	= 0.00	179	465	253 687

<100 100's 125's 150's 175's 200's 225's 250's 275's 300's

4 4 1

<400 400's 450's 500's 550's 600's 650's 700's 750's 800's

1 2

Avg of Game 1

144.00

Avg of Game 2

161.33

Avg of Game 3

140.67

High game of 179 on week 12

Low game of 126 on week 6

High series of 465 on week 12

Low series of 409 on week 6

High average of 148.67 after bowling week 12

Low average of 136.33 after bowling week 6

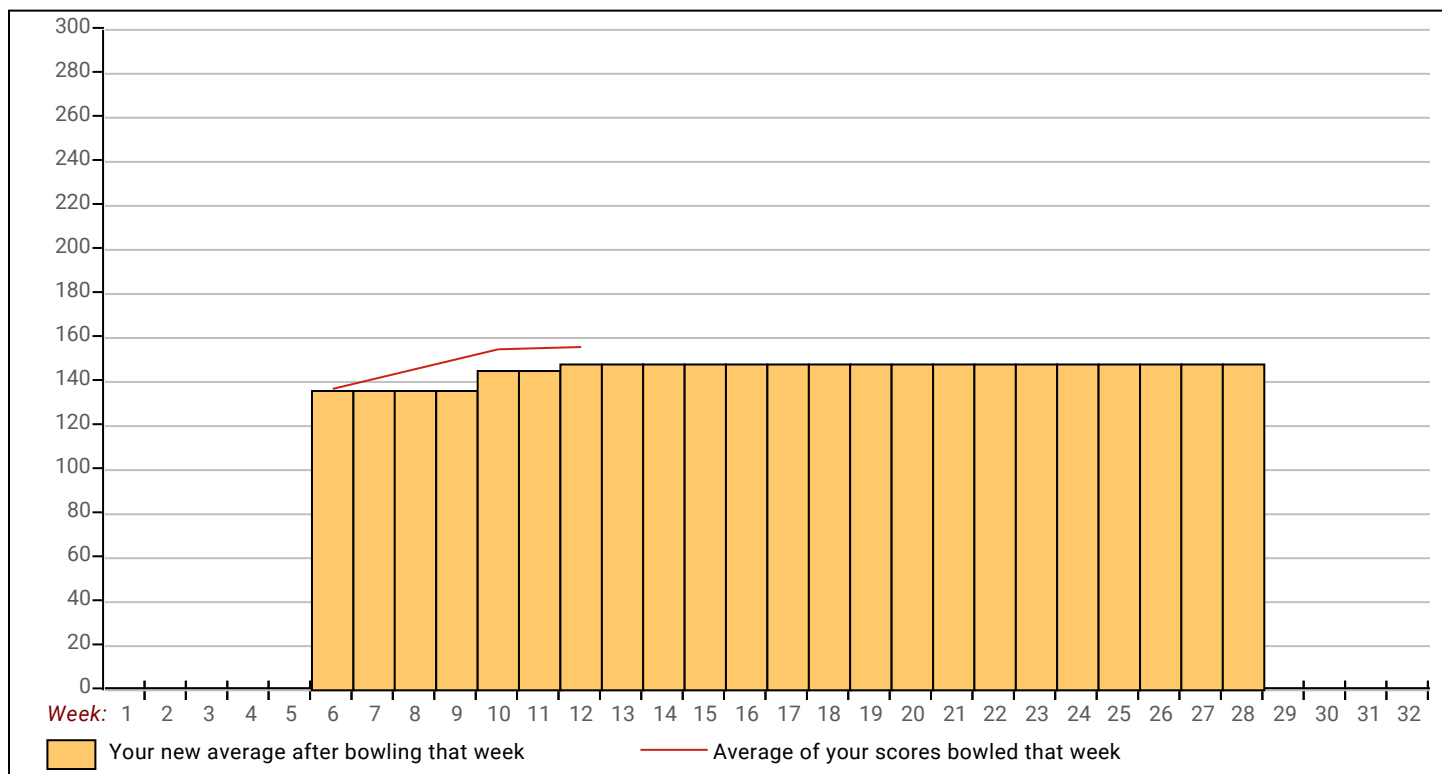
High Scores by Game

Game #1: 152 on week 10 Game #2: 179 on week 12 Game #3: 157 on week 10

Thursday 6:30 pm

Big Apple Fun Center

Lanes 1 - 18

Note: This report includes information through April 4 which is Week 28 of 32

Note: This report includes information through April 4 which is Week 28 of 32

Brady J. McCaslin's Bowling Record

Week No.	Bowling Date	Old Avg	Old HDCP	-1-	-2-	-3-	Total	HDCP Total	Pins	Gms	---Average Change---			High Game	High Sers	HDCP Game	HDCP Sers
											New	Old	----> +/-				
1	09/07/23	0	0				0	0	0	0	-	0.00	= 0.00	0	0		
2	09/14/23	0	0				0	0	0	0	-	0.00	= 0.00	0	0		
3	09/21/23	0	0				0	0	0	0	-	0.00	= 0.00	0	0		
4	09/28/23	152	73	168	164	126	458	677	458	3	152.67	- 0.00	= 152.67	168	458	241	677
5	10/05/23	152	0				0	0	458	3	152.67	- 152.67	= 0.00	168	458	241	677
6	10/12/23	152	0				0	0	458	3	152.67	- 152.67	= 0.00	168	458	241	677
7	10/19/23	152	0				0	0	458	3	152.67	- 152.67	= 0.00	168	458	241	677
8	10/26/23	152	0				0	0	458	3	152.67	- 152.67	= 0.00	168	458	241	677
9	11/02/23	152	0				0	0	458	3	152.67	- 152.67	= 0.00	168	458	241	677
10	11/09/23	152	0				0	0	458	3	152.67	- 152.67	= 0.00	168	458	241	677

End of 1st split

11	11/16/23	152	0				0	0	458	3	152.67	- 152.67	= 0.00	168	458	241	677
12	11/30/23	152	0				0	0	458	3	152.67	- 152.67	= 0.00	168	458	241	677
13	12/07/23	152	0				0	0	458	3	152.67	- 152.67	= 0.00	168	458	241	677
14	12/14/23	152	0				0	0	458	3	152.67	- 152.67	= 0.00	168	458	241	677
15	01/04/24	152	0				0	0	458	3	152.67	- 152.67	= 0.00	168	458	241	677
16	01/11/24	152	0				0	0	458	3	152.67	- 152.67	= 0.00	168	458	241	677
17	01/18/24	152	0				0	0	458	3	152.67	- 152.67	= 0.00	168	458	241	677
18	01/25/24	152	0				0	0	458	3	152.67	- 152.67	= 0.00	168	458	241	677
19	02/01/24	152	0				0	0	458	3	152.67	- 152.67	= 0.00	168	458	241	677
20	02/08/24	152	0				0	0	458	3	152.67	- 152.67	= 0.00	168	458	241	677

End of 2nd split

21	02/15/24	152	0				0	0	458	3	152.67	- 152.67	= 0.00	168	458	241	677
22	02/22/24	152	0				0	0	458	3	152.67	- 152.67	= 0.00	168	458	241	677
23	02/29/24	152	0				0	0	458	3	152.67	- 152.67	= 0.00	168	458	241	677
24	03/07/24	152	0				0	0	458	3	152.67	- 152.67	= 0.00	168	458	241	677
25	03/14/24	152	0				0	0	458	3	152.67	- 152.67	= 0.00	168	458	241	677
26	03/21/24	152	0				0	0	458	3	152.67	- 152.67	= 0.00	168	458	241	677
27	03/28/24	152	0				0	0	458	3	152.67	- 152.67	= 0.00	168	458	241	677
28	04/04/24	152	73				0	0	458	3	152.67	- 152.67	= 0.00	168	458	241	677

<100 100's 125's 150's 175's 200's 225's 250's 275's 300's

1

2

<400 400's 450's 500's 550's 600's 650's 700's 750's 800's

1

Avg of Game 1 Avg of Game 2 Avg of Game 3
168.00 164.00 126.00

High game of 168 on week 4 High series of 458 on week 4 High average of 152.67 after bowling week 4
Low game of 126 on week 4 Low series of 458 on week 4 Low average of 152.67 after bowling week 4

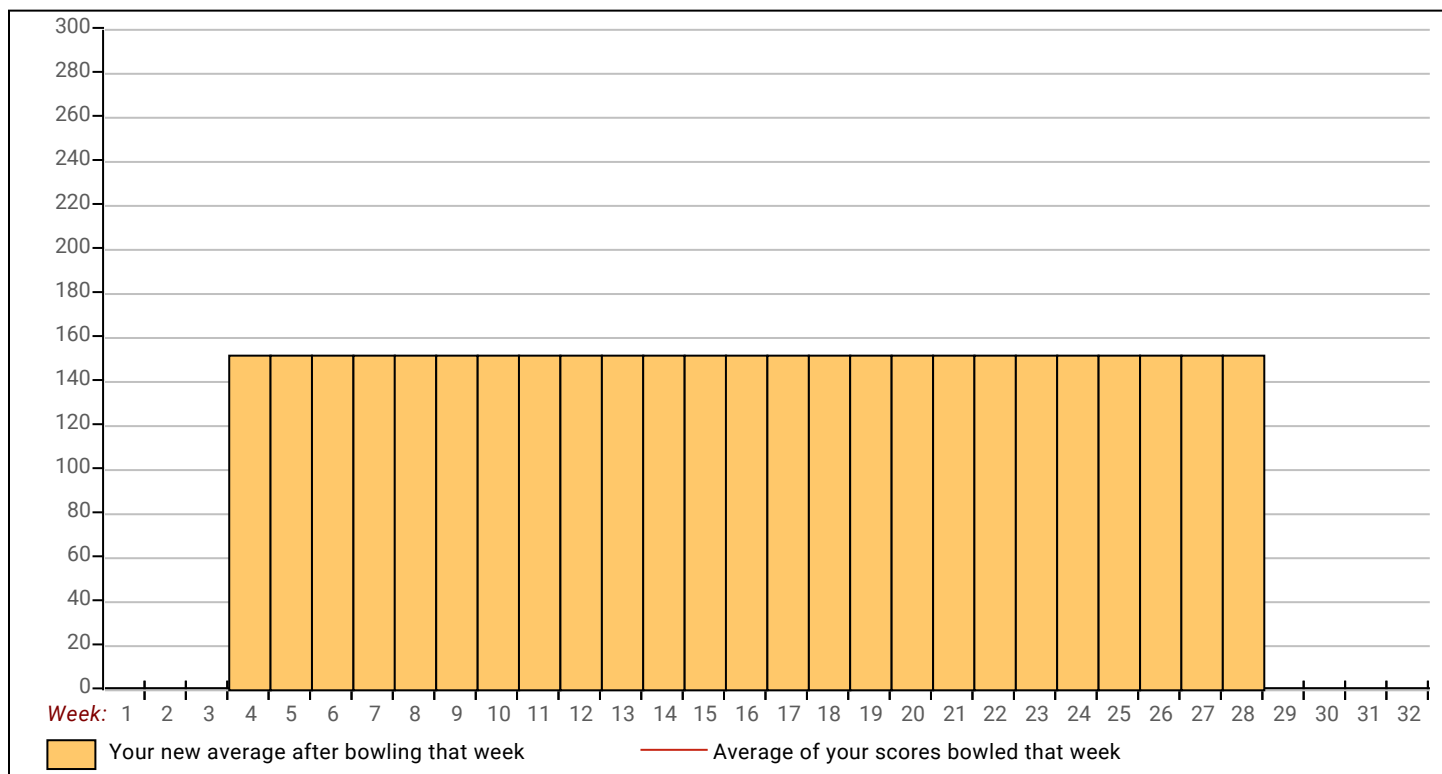
High Scores by Game

Game #1: 168 on week 4 Game #2: 164 on week 4 Game #3: 126 on week 4

Thursday 6:30 pm

Big Apple Fun Center

Lanes 1 - 18

Note: This report includes information through April 4 which is Week 28 of 32

Note: This report includes information through April 4 which is Week 28 of 32

Scott B. Aschwege's Bowling Record

Week No.	Bowling Date	Old Avg	Old HDCP	-1-	-2-	-3-	Total	HDCP Total	Pins	Gms	---Average Change---			High Game	High Sers	HDCP Game	HDCP Sers
											New	Old	---> +/-				
1	09/07/23	0	0				0	0	0	0	-	0.00	= 0.00	0	0		
2	09/14/23	0	0				0	0	0	0	-	0.00	= 0.00	0	0		
3	09/21/23	0	0				0	0	0	0	-	0.00	= 0.00	0	0		
4	09/28/23	0	0				0	0	0	0	-	0.00	= 0.00	0	0		
5	10/05/23	0	0				0	0	0	0	-	0.00	= 0.00	0	0		
6	10/12/23	182	43	221	176	150	547	676	547	3	182.33	- 0.00	= 182.33	221	547	264	676
7	10/19/23	182	0				0	0	547	3	182.33	- 182.33	= 0.00	221	547	264	676
8	10/26/23	182	0				0	0	547	3	182.33	- 182.33	= 0.00	221	547	264	676
9	11/02/23	182	0				0	0	547	3	182.33	- 182.33	= 0.00	221	547	264	676
10	11/09/23	182	0				0	0	547	3	182.33	- 182.33	= 0.00	221	547	264	676

End of 1st split

11	11/16/23	182	0				0	0	547	3	182.33	- 182.33	= 0.00	221	547	264	676
12	11/30/23	182	0				0	0	547	3	182.33	- 182.33	= 0.00	221	547	264	676
13	12/07/23	182	43	169	167	181	517	646	1064	6	177.33	- 182.33	= -5.00	221	547	264	676
14	12/14/23	177	0				0	0	1064	6	177.33	- 177.33	= 0.00	221	547	264	676
15	01/04/24	177	0				0	0	1064	6	177.33	- 177.33	= 0.00	221	547	264	676
16	01/11/24	177	0				0	0	1064	6	177.33	- 177.33	= 0.00	221	547	264	676
17	01/18/24	177	0				0	0	1064	6	177.33	- 177.33	= 0.00	221	547	264	676
18	01/25/24	177	0				0	0	1064	6	177.33	- 177.33	= 0.00	221	547	264	676
19	02/01/24	177	0				0	0	1064	6	177.33	- 177.33	= 0.00	221	547	264	676
20	02/08/24	177	0				0	0	1064	6	177.33	- 177.33	= 0.00	221	547	264	676

End of 2nd split

21	02/15/24	177	0				0	0	1064	6	177.33	- 177.33	= 0.00	221	547	264	676
22	02/22/24	177	0				0	0	1064	6	177.33	- 177.33	= 0.00	221	547	264	676
23	02/29/24	177	0				0	0	1064	6	177.33	- 177.33	= 0.00	221	547	264	676
24	03/07/24	177	0				0	0	1064	6	177.33	- 177.33	= 0.00	221	547	264	676
25	03/14/24	177	0				0	0	1064	6	177.33	- 177.33	= 0.00	221	547	264	676
26	03/21/24	177	0				0	0	1064	6	177.33	- 177.33	= 0.00	221	547	264	676
27	03/28/24	177	0				0	0	1064	6	177.33	- 177.33	= 0.00	221	547	264	676
28	04/04/24	177	48				0	0	1064	6	177.33	- 177.33	= 0.00	221	547	264	676

<100 100's 125's 150's 175's 200's 225's 250's 275's 300's

3 2 1

<400 400's 450's 500's 550's 600's 650's 700's 750's 800's

2

Avg of Game 1 Avg of Game 2 Avg of Game 3

195.00

171.50

165.50

High game of 221 on week 6

High series of 547 on week 6

High average of 182.33 after bowling week 6

Low game of 150 on week 6

Low series of 517 on week 13

Low average of 177.33 after bowling week 13

High Scores by Game

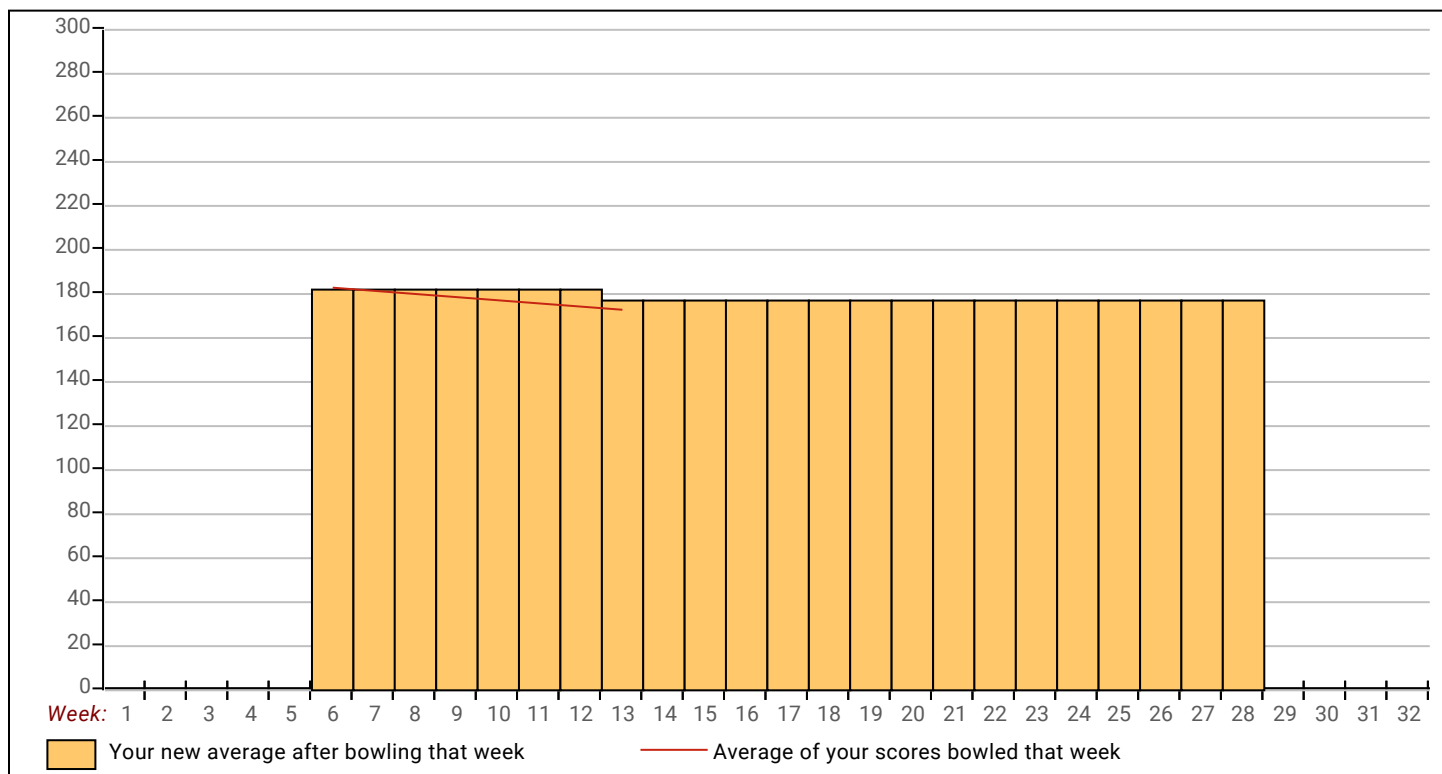
Game #1: 221 on week 6 Game #2: 176 on week 6 Game #3: 181 on week 13

Thursday 6:30 pm

Big Apple Fun Center

Lanes 1 - 18

Note: This report includes information through April 4 which is Week 28 of 32



Note: This report includes information through April 4 which is Week 28 of 32

Jacob A. Garrelts's Bowling Record

Week No.	Bowling Date	Old Avg	Old HDCP	-1-	-2-	-3-	Total	HDCP Total	Pins	Gms	---Average Change---			High Game	High Sers	HDCP Game	HDCP Sers
											New	Old	----> +/-				
1	09/07/23	bk176	0				0	0	0	0	-	0.00	= 0.00	0	0		
2	09/14/23	bk176	0				0	0	0	0	-	0.00	= 0.00	0	0		
3	09/21/23	bk176	0				0	0	0	0	-	0.00	= 0.00	0	0		
4	09/28/23	bk176	0				0	0	0	0	-	0.00	= 0.00	0	0		
5	10/05/23	bk176	0				0	0	0	0	-	0.00	= 0.00	0	0		
6	10/12/23	bk176	0				0	0	0	0	-	0.00	= 0.00	0	0		
7	10/19/23	bk176	0				0	0	0	0	-	0.00	= 0.00	0	0		
8	10/26/23	bk176	0				0	0	0	0	-	0.00	= 0.00	0	0		
9	11/02/23	bk176	0				0	0	0	0	-	0.00	= 0.00	0	0		
10	11/09/23	bk176	0				0	0	0	0	-	0.00	= 0.00	0	0		

End of 1st split

11	11/16/23	bk176	0				0	0	0	0	-	0.00	= 0.00	0	0		
12	11/30/23	bk176	0				0	0	0	0	-	0.00	= 0.00	0	0		
13	12/07/23	bk176	0				0	0	0	0	-	0.00	= 0.00	0	0		
14	12/14/23	bk176	0				0	0	0	0	-	0.00	= 0.00	0	0		
15	01/04/24	bk176	0				0	0	0	0	-	0.00	= 0.00	0	0		
16	01/11/24	bk176	0				0	0	0	0	-	0.00	= 0.00	0	0		
17	01/18/24	bk176	0				0	0	0	0	-	0.00	= 0.00	0	0		
18	01/25/24	bk176	0				0	0	0	0	-	0.00	= 0.00	0	0		
19	02/01/24	bk176	0				0	0	0	0	-	0.00	= 0.00	0	0		
20	02/08/24	bk176	0				0	0	0	0	-	0.00	= 0.00	0	0		

End of 2nd split

21	02/15/24	bk176	0				0	0	0	0	-	0.00	= 0.00	0	0		
22	02/22/24	bk176	49	200	168	233	601	748	601	3	200.33	- 0.00	= 200.33	233	601	282	748
23	02/29/24	bk176	0				0	0	601	3	200.33	- 200.33	= 0.00	233	601	282	748
24	03/07/24	bk176	0				0	0	601	3	200.33	- 200.33	= 0.00	233	601	282	748
25	03/14/24	bk176	0				0	0	601	3	200.33	- 200.33	= 0.00	233	601	282	748
26	03/21/24	bk176	0				0	0	601	3	200.33	- 200.33	= 0.00	233	601	282	748
27	03/28/24	bk176	49	166	213	228	607	754	1208	6	201.33	- 200.33	= 1.00	233	607	282	754
28	04/04/24	bk176	49				0	0	1208	6	201.33	- 201.33	= 0.00	233	607	282	754

<100 100's 125's 150's 175's 200's 225's 250's 275's 300's

2

2

2

<400 400's 450's 500's 550's 600's 650's 700's 750's 800's

2

Avg of Game 1

183.00

Avg of Game 2

190.50

Avg of Game 3

230.50

High game of 233 on week 22

High series of 607 on week 27

High average of 201.33 after bowling week 27

Low game of 166 on week 27

Low series of 601 on week 22

Low average of 200.33 after bowling week 22

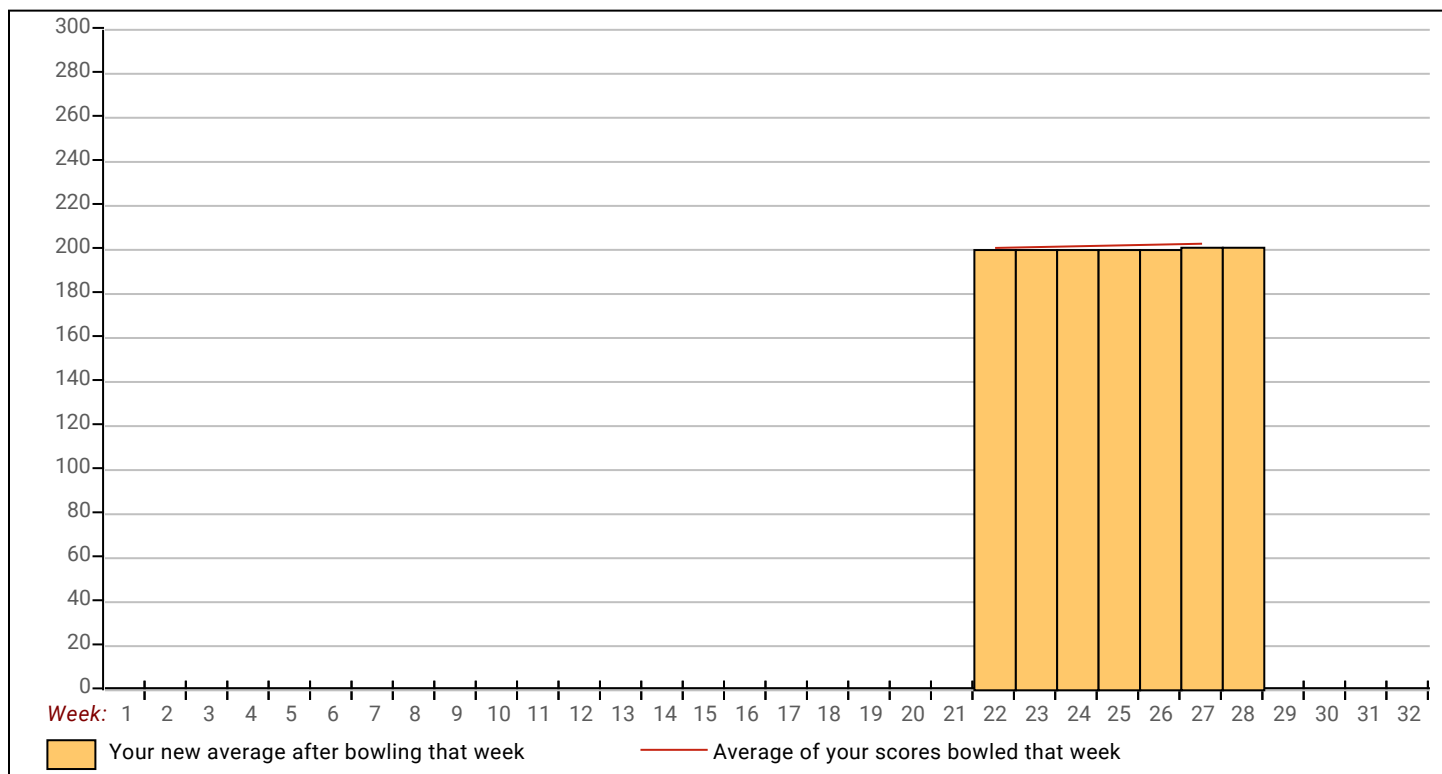
High Scores by Game

Game #1: 200 on week 22 Game #2: 213 on week 27 Game #3: 233 on week 22

Thursday 6:30 pm

Big Apple Fun Center

Lanes 1 - 18

Note: This report includes information through April 4 which is Week 28 of 32

Note: This report includes information through April 4 which is Week 28 of 32

Kevin L. Moriarty's Bowling Record

Week No.	Bowling Date	Old Avg	Old HDCP	-1-	-2-	-3-	Total	HDCP Total	Pins	Gms	---Average Change---			High Game	High Sers	HDCP Game	HDCP Sers
											New	Old	---> +/-				
1	09/07/23	bk173	0				0	0	0	0	-	0.00	= 0.00	0	0		
2	09/14/23	bk173	0				0	0	0	0	-	0.00	= 0.00	0	0		
3	09/21/23	bk173	0				0	0	0	0	-	0.00	= 0.00	0	0		
4	09/28/23	bk173	0				0	0	0	0	-	0.00	= 0.00	0	0		
5	10/05/23	bk173	0				0	0	0	0	-	0.00	= 0.00	0	0		
6	10/12/23	bk173	0				0	0	0	0	-	0.00	= 0.00	0	0		
7	10/19/23	bk173	0				0	0	0	0	-	0.00	= 0.00	0	0		
8	10/26/23	bk173	52	155	144	137	436	592	436	3	145.33	- 0.00	= 145.33	155	436	207	592
9	11/02/23	bk173	0				0	0	436	3	145.33	- 145.33	= 0.00	155	436	207	592
10	11/09/23	bk173	0				0	0	436	3	145.33	- 145.33	= 0.00	155	436	207	592

End of 1st split

11	11/16/23	bk173	0				0	0	436	3	145.33	- 145.33	= 0.00	155	436	207	592
12	11/30/23	bk173	0				0	0	436	3	145.33	- 145.33	= 0.00	155	436	207	592
13	12/07/23	bk173	0				0	0	436	3	145.33	- 145.33	= 0.00	155	436	207	592
14	12/14/23	bk173	0				0	0	436	3	145.33	- 145.33	= 0.00	155	436	207	592
15	01/04/24	bk173	0				0	0	436	3	145.33	- 145.33	= 0.00	155	436	207	592
16	01/11/24	bk173	0				0	0	436	3	145.33	- 145.33	= 0.00	155	436	207	592
17	01/18/24	bk173	0				0	0	436	3	145.33	- 145.33	= 0.00	155	436	207	592
18	01/25/24	bk173	0				0	0	436	3	145.33	- 145.33	= 0.00	155	436	207	592
19	02/01/24	bk173	0				0	0	436	3	145.33	- 145.33	= 0.00	155	436	207	592
20	02/08/24	bk173	0				0	0	436	3	145.33	- 145.33	= 0.00	155	436	207	592

End of 2nd split

21	02/15/24	bk173	0				0	0	436	3	145.33	- 145.33	= 0.00	155	436	207	592
22	02/22/24	bk173	0				0	0	436	3	145.33	- 145.33	= 0.00	155	436	207	592
23	02/29/24	bk173	0				0	0	436	3	145.33	- 145.33	= 0.00	155	436	207	592
24	03/07/24	bk173	0				0	0	436	3	145.33	- 145.33	= 0.00	155	436	207	592
25	03/14/24	bk173	0				0	0	436	3	145.33	- 145.33	= 0.00	155	436	207	592
26	03/21/24	bk173	0				0	0	436	3	145.33	- 145.33	= 0.00	155	436	207	592
27	03/28/24	bk173	0				0	0	436	3	145.33	- 145.33	= 0.00	155	436	207	592
28	04/04/24	bk173	52				0	0	436	3	145.33	- 145.33	= 0.00	155	436	207	592

<100	100's	125's	150's	175's	200's	225's	250's	275's	300's
		2	1						
<400	400's	450's	500's	550's	600's	650's	700's	750's	800's
	1								

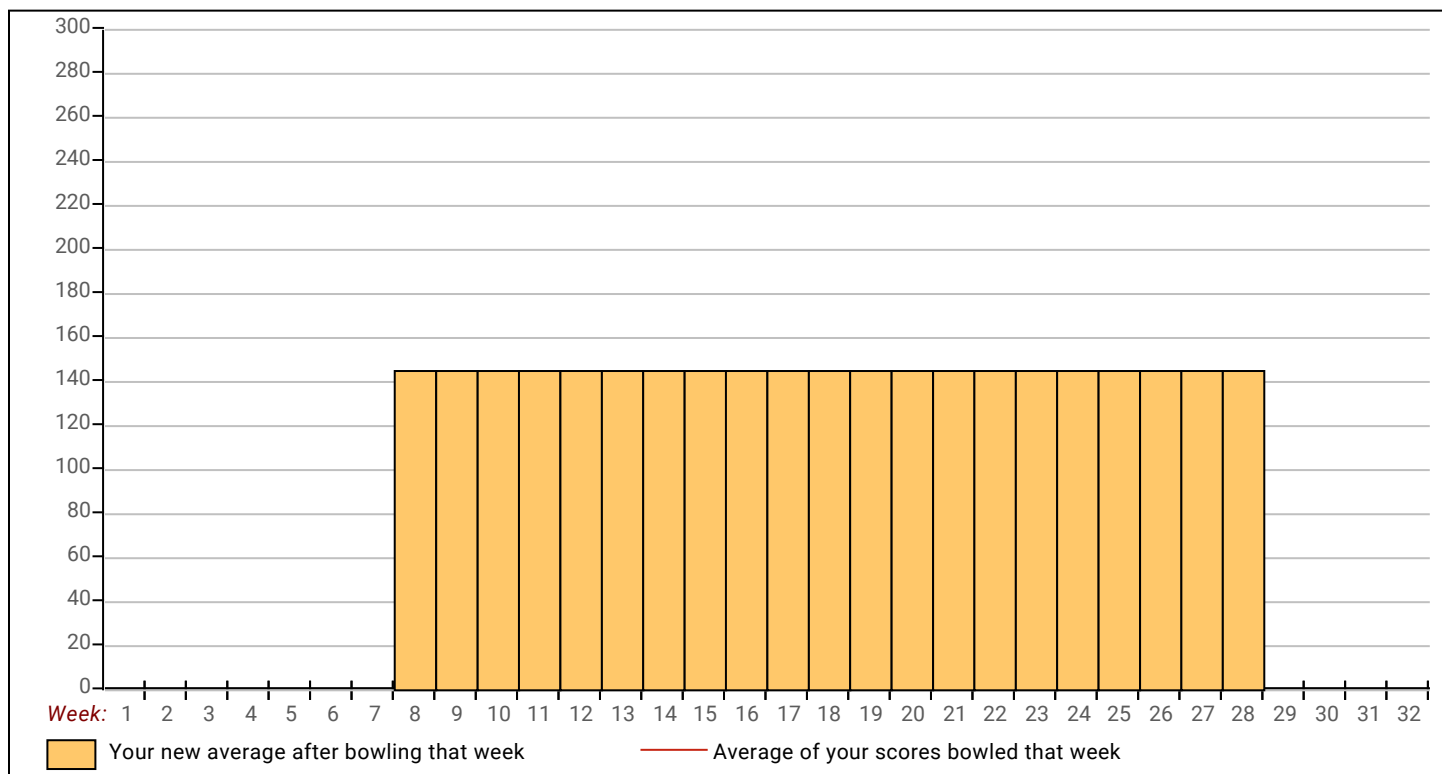
Avg of Game 1	Avg of Game 2	Avg of Game 3
155.00	144.00	137.00

High game of 155 on week 8 High series of 436 on week 8 High average of 145.33 after bowling week 8
Low game of 137 on week 8 Low series of 436 on week 8 Low average of 145.33 after bowling week 8

High Scores by Game

Game #1: 155 on week 8 Game #2: 144 on week 8 Game #3: 137 on week 8

Note: This report includes information through April 4 which is Week 28 of 32



Note: This report includes information through April 4 which is Week 28 of 32

Chris L. Stapleton's Bowling Record

Week No.	Bowling Date	Old Avg	Old HDCP					HDCP Total	Pins Gms		---Average Change---				High Game	High Sers	HDCP Game	HDCP Sers	
				-1-	-2-	-3-	Total				New	Old	----	+/-					
1	09/07/23	bk166	59	149	175	130	454	631	454	3	151.33	-	0.00	=	151.33	175	454	234	631
2	09/14/23	bk166	0				0	0	454	3	151.33	-	151.33	=	0.00	175	454	234	631
3	09/21/23	bk166	59	127	159	136	422	599	876	6	146.00	-	151.33	=	-5.33	175	454	234	631
4	09/28/23	bk166	0				0	0	876	6	146.00	-	146.00	=	0.00	175	454	234	631
5	10/05/23	bk166	0				0	0	876	6	146.00	-	146.00	=	0.00	175	454	234	631
6	10/12/23	bk166	0				0	0	876	6	146.00	-	146.00	=	0.00	175	454	234	631
7	10/19/23	bk166	0				0	0	876	6	146.00	-	146.00	=	0.00	175	454	234	631
8	10/26/23	bk166	0				0	0	876	6	146.00	-	146.00	=	0.00	175	454	234	631
9	11/02/23	bk166	0				0	0	876	6	146.00	-	146.00	=	0.00	175	454	234	631
10	11/09/23	bk166	0				0	0	876	6	146.00	-	146.00	=	0.00	175	454	234	631

End of 1st split

11	11/16/23	bk166	0				0	0	876	6	146.00	-	146.00	=	0.00	175	454	234	631
12	11/30/23	bk166	59	154	144	159	457	634	1333	9	148.11	-	146.00	=	2.11	175	457	234	634
13	12/07/23	148	0				0	0	1333	9	148.11	-	148.11	=	0.00	175	457	234	634
14	12/14/23	148	0				0	0	1333	9	148.11	-	148.11	=	0.00	175	457	234	634
15	01/04/24	148	0				0	0	1333	9	148.11	-	148.11	=	0.00	175	457	234	634
16	01/11/24	148	0				0	0	1333	9	148.11	-	148.11	=	0.00	175	457	234	634
17	01/18/24	148	0				0	0	1333	9	148.11	-	148.11	=	0.00	175	457	234	634
18	01/25/24	148	0				0	0	1333	9	148.11	-	148.11	=	0.00	175	457	234	634
19	02/01/24	148	0				0	0	1333	9	148.11	-	148.11	=	0.00	175	457	234	634
20	02/08/24	148	0				0	0	1333	9	148.11	-	148.11	=	0.00	175	457	234	634

End of 2nd split

21	02/15/24	148	0				0	0	1333	9	148.11	-	148.11	=	0.00	175	457	234	634
22	02/22/24	148	0				0	0	1333	9	148.11	-	148.11	=	0.00	175	457	234	634
23	02/29/24	148	77	164	182	150	496	727	1829	12	152.42	-	148.11	=	4.31	182	496	259	727
24	03/07/24	152	0				0	0	1829	12	152.42	-	152.42	=	0.00	182	496	259	727
25	03/14/24	152	0				0	0	1829	12	152.42	-	152.42	=	0.00	182	496	259	727
26	03/21/24	152	0				0	0	1829	12	152.42	-	152.42	=	0.00	182	496	259	727
27	03/28/24	152	0				0	0	1829	12	152.42	-	152.42	=	0.00	182	496	259	727
28	04/04/24	152	73				0	0	1829	12	152.42	-	152.42	=	0.00	182	496	259	727

<100 100's 125's 150's 175's 200's 225's 250's 275's 300's

5

5

2

<400 400's 450's 500's 550's 600's 650's 700's 750's 800's

1

3

Avg of Game 1

148.50

Avg of Game 2

165.00

Avg of Game 3

143.75

High game of 182 on week 23

High series of 496 on week 23

High average of 152.42 after bowling week 23

Low game of 127 on week 3

Low series of 422 on week 3

Low average of 146.00 after bowling week 3

High Scores by Game

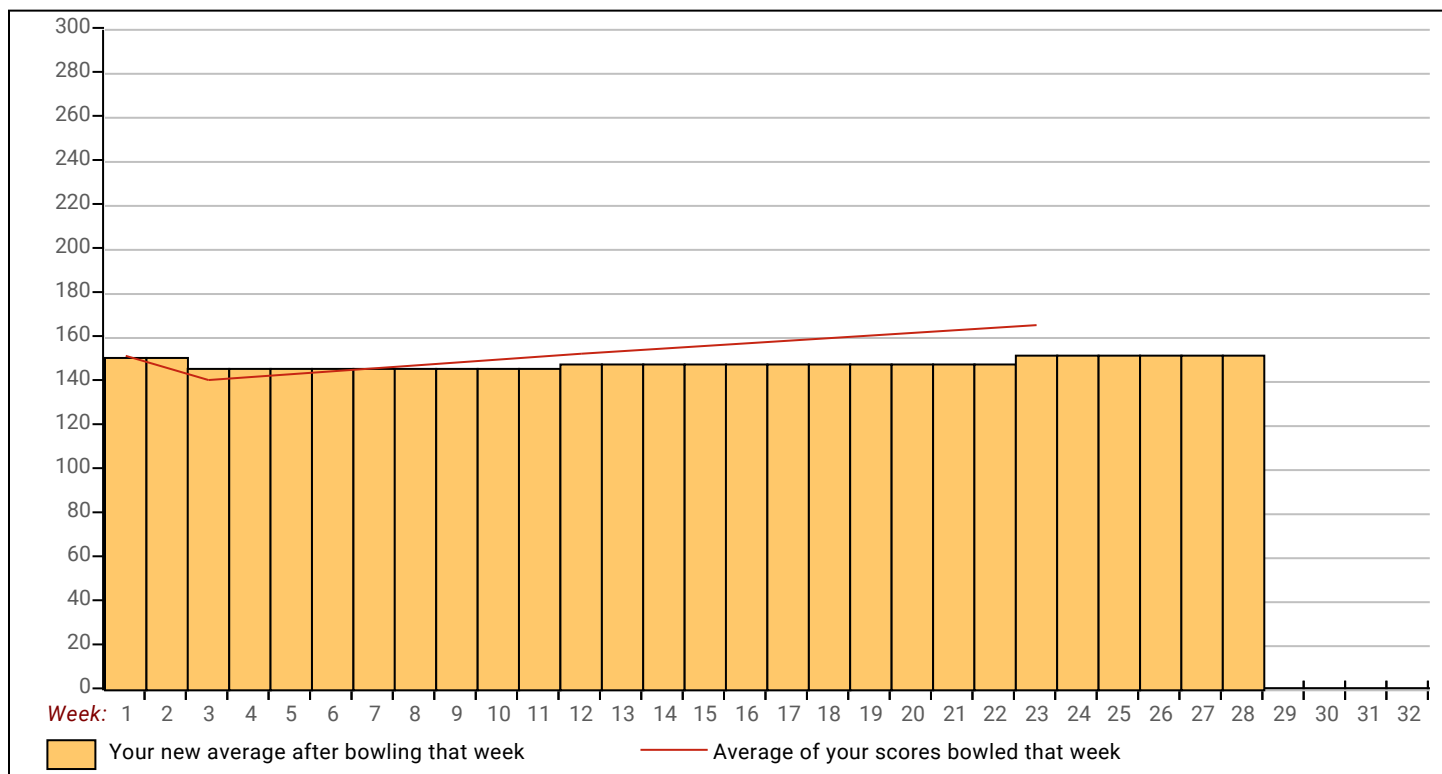
Game #1: 164 on week 23 Game #2: 182 on week 23 Game #3: 159 on week 12

Thursday 6:30 pm

Big Apple Fun Center

Lanes 1 - 18

Note: This report includes information through April 4 which is Week 28 of 32



Note: This report includes information through April 4 which is Week 28 of 32

Douglas A. Giles's Bowling Record

Week No.	Bowling Date	Old Avg	Old HDCP	-1-	-2-	-3-	Total	HDCP Total	Pins	Gms	---Average Change---			High Game	High Sers	HDCP Game	HDCP Sers
											New	Old	----> +/-				
1	09/07/23	bk176	0				0	0	0	0	-	0.00	= 0.00	0	0		
2	09/14/23	bk176	0				0	0	0	0	-	0.00	= 0.00	0	0		
3	09/21/23	bk176	0				0	0	0	0	-	0.00	= 0.00	0	0		
4	09/28/23	bk176	0				0	0	0	0	-	0.00	= 0.00	0	0		
5	10/05/23	bk176	0				0	0	0	0	-	0.00	= 0.00	0	0		
6	10/12/23	bk176	0				0	0	0	0	-	0.00	= 0.00	0	0		
7	10/19/23	bk176	0				0	0	0	0	-	0.00	= 0.00	0	0		
8	10/26/23	bk176	0				0	0	0	0	-	0.00	= 0.00	0	0		
9	11/02/23	bk176	0				0	0	0	0	-	0.00	= 0.00	0	0		
10	11/09/23	bk176	0				0	0	0	0	-	0.00	= 0.00	0	0		

End of 1st split

11	11/16/23	bk176	0				0	0	0	0	-	0.00	= 0.00	0	0		
12	11/30/23	bk176	0				0	0	0	0	-	0.00	= 0.00	0	0		
13	12/07/23	bk176	0				0	0	0	0	-	0.00	= 0.00	0	0		
14	12/14/23	bk176	49	167	133	196	496	643	496	3	165.33	-	0.00	= 165.33	196	496	245 643
15	01/04/24	bk176	0				0	0	496	3	165.33	-	165.33	= 0.00	196	496	245 643
16	01/11/24	bk176	0				0	0	496	3	165.33	-	165.33	= 0.00	196	496	245 643
17	01/18/24	bk176	0				0	0	496	3	165.33	-	165.33	= 0.00	196	496	245 643
18	01/25/24	bk176	0				0	0	496	3	165.33	-	165.33	= 0.00	196	496	245 643
19	02/01/24	bk176	0				0	0	496	3	165.33	-	165.33	= 0.00	196	496	245 643
20	02/08/24	bk176	0				0	0	496	3	165.33	-	165.33	= 0.00	196	496	245 643

End of 2nd split

21	02/15/24	bk176	0				0	0	496	3	165.33	-	165.33	= 0.00	196	496	245 643
22	02/22/24	bk176	0				0	0	496	3	165.33	-	165.33	= 0.00	196	496	245 643
23	02/29/24	bk176	0				0	0	496	3	165.33	-	165.33	= 0.00	196	496	245 643
24	03/07/24	bk176	0				0	0	496	3	165.33	-	165.33	= 0.00	196	496	245 643
25	03/14/24	bk176	0				0	0	496	3	165.33	-	165.33	= 0.00	196	496	245 643
26	03/21/24	bk176	0				0	0	496	3	165.33	-	165.33	= 0.00	196	496	245 643
27	03/28/24	bk176	0				0	0	496	3	165.33	-	165.33	= 0.00	196	496	245 643
28	04/04/24	bk176	49				0	0	496	3	165.33	-	165.33	= 0.00	196	496	245 643

<100	100's	125's	150's	175's	200's	225's	250's	275's	300's
		1	1	1					
<400	400's	450's	500's	550's	600's	650's	700's	750's	800's
		1							

Avg of Game 1	Avg of Game 2	Avg of Game 3
167.00	133.00	196.00

High game of 196 on week 14 High series of 496 on week 14 High average of 165.33 after bowling week 14
Low game of 133 on week 14 Low series of 496 on week 14 Low average of 165.33 after bowling week 14

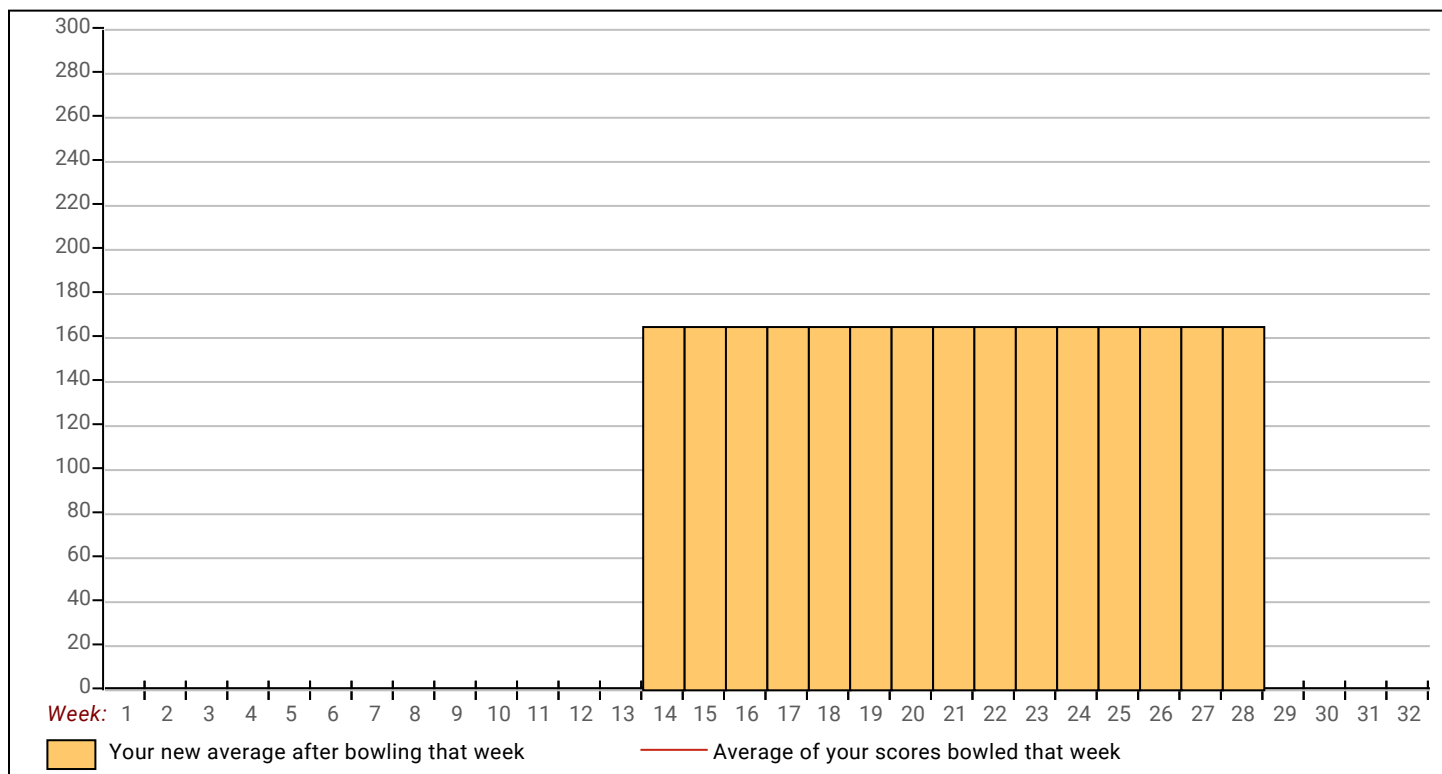
High Scores by Game

Game #1: 167 on week 14 Game #2: 133 on week 14 Game #3: 196 on week 14

Thursday 6:30 pm

Big Apple Fun Center

Lanes 1 - 18

Note: This report includes information through April 4 which is Week 28 of 32

Note: This report includes information through April 4 which is Week 28 of 32

David D. Hibberd's Bowling Record

Week No.	Bowling Date	Old Avg	Old HDCP	-1-	-2-	-3-	Total	HDCP Total	Pins	Gms	---Average Change---			High Game	High Sers	HDCP Game	HDCP Sers
											New	Old	----> +/-				
1	09/07/23	bk183	0				0	0	0	0	-	0.00	= 0.00	0	0		
2	09/14/23	bk183	0				0	0	0	0	-	0.00	= 0.00	0	0		
3	09/21/23	bk183	0				0	0	0	0	-	0.00	= 0.00	0	0		
4	09/28/23	bk183	0				0	0	0	0	-	0.00	= 0.00	0	0		
5	10/05/23	bk183	0				0	0	0	0	-	0.00	= 0.00	0	0		
6	10/12/23	bk183	0				0	0	0	0	-	0.00	= 0.00	0	0		
7	10/19/23	bk183	0				0	0	0	0	-	0.00	= 0.00	0	0		
8	10/26/23	bk183	0				0	0	0	0	-	0.00	= 0.00	0	0		
9	11/02/23	bk183	0				0	0	0	0	-	0.00	= 0.00	0	0		
10	11/09/23	bk183	0				0	0	0	0	-	0.00	= 0.00	0	0		

End of 1st split

11	11/16/23	bk183	0				0	0	0	0	-	0.00	= 0.00	0	0		
12	11/30/23	bk183	0				0	0	0	0	-	0.00	= 0.00	0	0		
13	12/07/23	bk183	0				0	0	0	0	-	0.00	= 0.00	0	0		
14	12/14/23	bk183	0				0	0	0	0	-	0.00	= 0.00	0	0		
15	01/04/24	bk183	42	212	223	227	662	788	662	3	220.67	-	0.00	= 220.67	227	662	269 788
16	01/11/24	bk183	0				0	0	662	3	220.67	-	220.67	= 0.00	227	662	269 788
17	01/18/24	bk183	0				0	0	662	3	220.67	-	220.67	= 0.00	227	662	269 788
18	01/25/24	bk183	0				0	0	662	3	220.67	-	220.67	= 0.00	227	662	269 788
19	02/01/24	bk183	0				0	0	662	3	220.67	-	220.67	= 0.00	227	662	269 788
20	02/08/24	bk183	42	188	210	140	538	664	1200	6	200.00	-	220.67	= -20.67	227	662	269 788

End of 2nd split

21	02/15/24	bk183	0				0	0	1200	6	200.00	-	200.00	= 0.00	227	662	269 788
22	02/22/24	bk183	0				0	0	1200	6	200.00	-	200.00	= 0.00	227	662	269 788
23	02/29/24	bk183	0				0	0	1200	6	200.00	-	200.00	= 0.00	227	662	269 788
24	03/07/24	bk183	0				0	0	1200	6	200.00	-	200.00	= 0.00	227	662	269 788
25	03/14/24	bk183	0				0	0	1200	6	200.00	-	200.00	= 0.00	227	662	269 788
26	03/21/24	bk183	0				0	0	1200	6	200.00	-	200.00	= 0.00	227	662	269 788
27	03/28/24	bk183	0				0	0	1200	6	200.00	-	200.00	= 0.00	227	662	269 788
28	04/04/24	bk183	42	162	181	179	522	648	1722	9	191.33	-	200.00	= -8.67	227	662	269 788

<100	100's	125's	150's	175's	200's	225's	250's	275's	300's
		1	1	3	3	1			
<400	400's	450's	500's	550's	600's	650's	700's	750's	800's
			2			1			

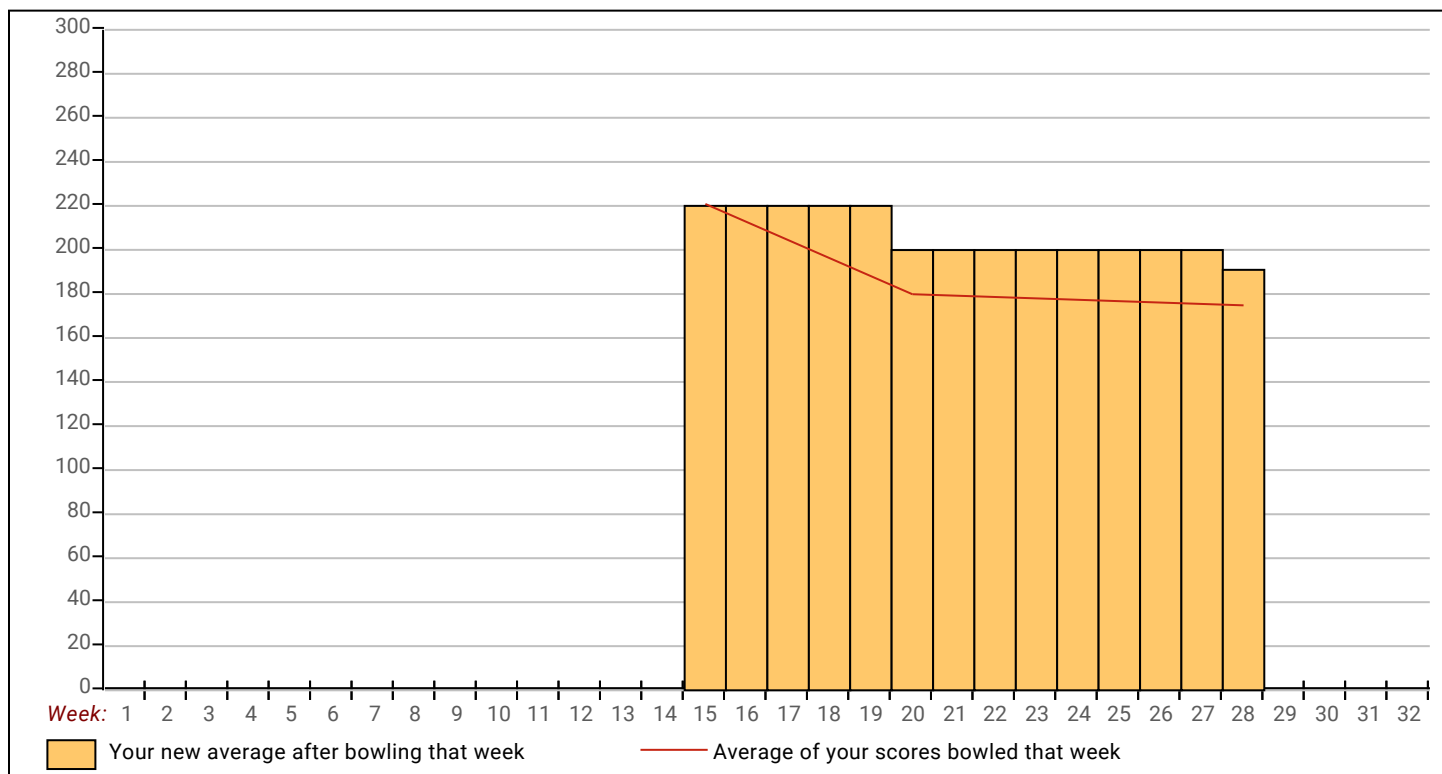
Avg of Game 1	Avg of Game 2	Avg of Game 3
187.33	204.67	182.00

High game of 227 on week 15 High series of 662 on week 15 High average of 220.67 after bowling week 15
Low game of 140 on week 20 Low series of 522 on week 28 Low average of 191.33 after bowling week 28

High Scores by Game

Game #1: 212 on week 15 Game #2: 223 on week 15 Game #3: 227 on week 15

Note: This report includes information through April 4 which is Week 28 of 32



Note: This report includes information through April 4 which is Week 28 of 32

Calvin J. Harper's Bowling Record

Week No.	Bowling Date	Old Avg	Old HDCP	-1-	-2-	-3-	Total	HDCP Total	Pins	Gms	---Average Change---			High Game	High Sers	HDCP Game	HDCP Sers
											New	Old	----> +/-				
1	09/07/23	0	0				0	0	0	0	-	0.00	= 0.00	0	0		
2	09/14/23	0	0				0	0	0	0	-	0.00	= 0.00	0	0		
3	09/21/23	0	0				0	0	0	0	-	0.00	= 0.00	0	0		
4	09/28/23	0	0				0	0	0	0	-	0.00	= 0.00	0	0		
5	10/05/23	0	0				0	0	0	0	-	0.00	= 0.00	0	0		
6	10/12/23	0	0				0	0	0	0	-	0.00	= 0.00	0	0		
7	10/19/23	0	0				0	0	0	0	-	0.00	= 0.00	0	0		
8	10/26/23	0	0				0	0	0	0	-	0.00	= 0.00	0	0		
9	11/02/23	0	0				0	0	0	0	-	0.00	= 0.00	0	0		
10	11/09/23	0	0				0	0	0	0	-	0.00	= 0.00	0	0		

End of 1st split

11	11/16/23	0	0				0	0	0	0	-	0.00	= 0.00	0	0		
12	11/30/23	0	0				0	0	0	0	-	0.00	= 0.00	0	0		
13	12/07/23	0	0				0	0	0	0	-	0.00	= 0.00	0	0		
14	12/14/23	137	88	125	172	116	413	677	413	3	137.67	-	0.00	= 137.67	172	413	260 677
15	01/04/24	137	0				0	0	413	3	137.67	-	137.67	= 0.00	172	413	260 677
16	01/11/24	137	0				0	0	413	3	137.67	-	137.67	= 0.00	172	413	260 677
17	01/18/24	137	0				0	0	413	3	137.67	-	137.67	= 0.00	172	413	260 677
18	01/25/24	137	88	128	125	151	404	668	817	6	136.17	-	137.67	= -1.50	172	413	260 677
19	02/01/24	136	0				0	0	817	6	136.17	-	136.17	= 0.00	172	413	260 677
20	02/08/24	136	0				0	0	817	6	136.17	-	136.17	= 0.00	172	413	260 677

End of 2nd split

21	02/15/24	136	0				0	0	817	6	136.17	-	136.17	= 0.00	172	413	260 677
22	02/22/24	136	89	142	115	148	405	672	1222	9	135.78	-	136.17	= -0.39	172	413	260 677
23	02/29/24	135	0				0	0	1222	9	135.78	-	135.78	= 0.00	172	413	260 677
24	03/07/24	135	90	105	144	115	364	634	1586	12	132.17	-	135.78	= -3.61	172	413	260 677
25	03/14/24	132	0				0	0	1586	12	132.17	-	132.17	= 0.00	172	413	260 677
26	03/21/24	132	93	161	139	115	415	694	2001	15	133.40	-	132.17	= 1.23	172	415	260 694
27	03/28/24	133	0				0	0	2001	15	133.40	-	133.40	= 0.00	172	415	260 694
28	04/04/24	133	92				0	0	2001	15	133.40	-	133.40	= 0.00	172	415	260 694

<u><100</u>	<u>100's</u>	<u>125's</u>	<u>150's</u>	<u>175's</u>	<u>200's</u>	<u>225's</u>	<u>250's</u>	<u>275's</u>	<u>300's</u>
	5	7	3						
<u><400</u>	<u>400's</u>	<u>450's</u>	<u>500's</u>	<u>550's</u>	<u>600's</u>	<u>650's</u>	<u>700's</u>	<u>750's</u>	<u>800's</u>
1	4								

<u>Avg of Game 1</u>	<u>Avg of Game 2</u>	<u>Avg of Game 3</u>
132.20	139.00	129.00

High game of 172 on week 14 High series of 415 on week 26 High average of 137.67 after bowling week 14
 Low game of 105 on week 24 Low series of 364 on week 24 Low average of 132.17 after bowling week 24

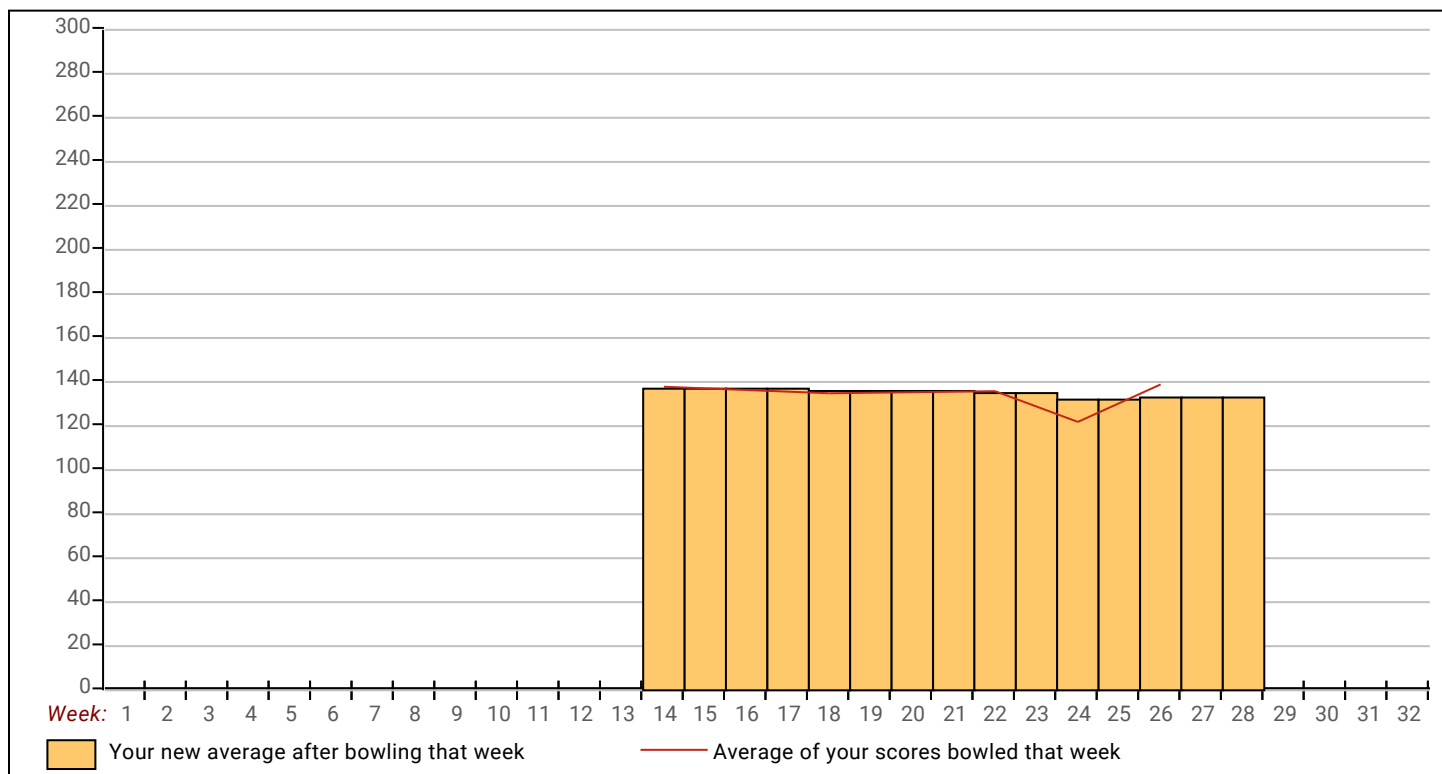
High Scores by Game

Game #1: 161 on week 26 Game #2: 172 on week 14 Game #3: 151 on week 18

Thursday 6:30 pm

Big Apple Fun Center

Lanes 1 - 18

Note: This report includes information through April 4 which is Week 28 of 32

Note: This report includes information through April 4 which is Week 28 of 32

Rich K. Soderholm's Bowling Record

Week No.	Bowling Date	Old Avg	Old HDCP	-1-	-2-	-3-	Total	HDCP Total	Pins	Gms	---Average Change---			High Game	High Sers	HDCP Game	HDCP Sers
											New	Old	----> +/-				
1	09/07/23	0	0				0	0	0	0	-	0.00	= 0.00	0	0		
2	09/14/23	0	0				0	0	0	0	-	0.00	= 0.00	0	0		
3	09/21/23	0	0				0	0	0	0	-	0.00	= 0.00	0	0		
4	09/28/23	0	0				0	0	0	0	-	0.00	= 0.00	0	0		
5	10/05/23	0	0				0	0	0	0	-	0.00	= 0.00	0	0		
6	10/12/23	0	0				0	0	0	0	-	0.00	= 0.00	0	0		
7	10/19/23	0	0				0	0	0	0	-	0.00	= 0.00	0	0		
8	10/26/23	0	0				0	0	0	0	-	0.00	= 0.00	0	0		
9	11/02/23	0	0				0	0	0	0	-	0.00	= 0.00	0	0		
10	11/09/23	0	0				0	0	0	0	-	0.00	= 0.00	0	0		

End of 1st split

11	11/16/23	0	0				0	0	0	0	-	0.00	= 0.00	0	0		
12	11/30/23	0	0				0	0	0	0	-	0.00	= 0.00	0	0		
13	12/07/23	0	0				0	0	0	0	-	0.00	= 0.00	0	0		
14	12/14/23	0	0				0	0	0	0	-	0.00	= 0.00	0	0		
15	01/04/24	0	0				0	0	0	0	-	0.00	= 0.00	0	0		
16	01/11/24	0	0				0	0	0	0	-	0.00	= 0.00	0	0		
17	01/18/24	172	53	188	169	160	517	676	517	3	172.33	- 0.00	= 172.33	188	517	241	676
18	01/25/24	172	0				0	0	517	3	172.33	- 172.33	= 0.00	188	517	241	676
19	02/01/24	172	53	185	202	139	526	685	1043	6	173.83	- 172.33	= 1.50	202	526	255	685
20	02/08/24	173	0				0	0	1043	6	173.83	- 173.83	= 0.00	202	526	255	685

End of 2nd split

21	02/15/24	173	0				0	0	1043	6	173.83	- 173.83	= 0.00	202	526	255	685
22	02/22/24	173	0				0	0	1043	6	173.83	- 173.83	= 0.00	202	526	255	685
23	02/29/24	173	0				0	0	1043	6	173.83	- 173.83	= 0.00	202	526	255	685
24	03/07/24	173	52	200	200	168	568	724	1611	9	179.00	- 173.83	= 5.17	202	568	255	724
25	03/14/24	179	0				0	0	1611	9	179.00	- 179.00	= 0.00	202	568	255	724
26	03/21/24	179	46	205	195	161	561	699	2172	12	181.00	- 179.00	= 2.00	205	568	255	724
27	03/28/24	181	0				0	0	2172	12	181.00	- 181.00	= 0.00	205	568	255	724
28	04/04/24	181	44				0	0	2172	12	181.00	- 181.00	= 0.00	205	568	255	724

<100 100's 125's 150's 175's 200's 225's 250's 275's 300's

1 4 3 4

<400 400's 450's 500's 550's 600's 650's 700's 750's 800's

2 2

Avg of Game 1 Avg of Game 2 Avg of Game 3

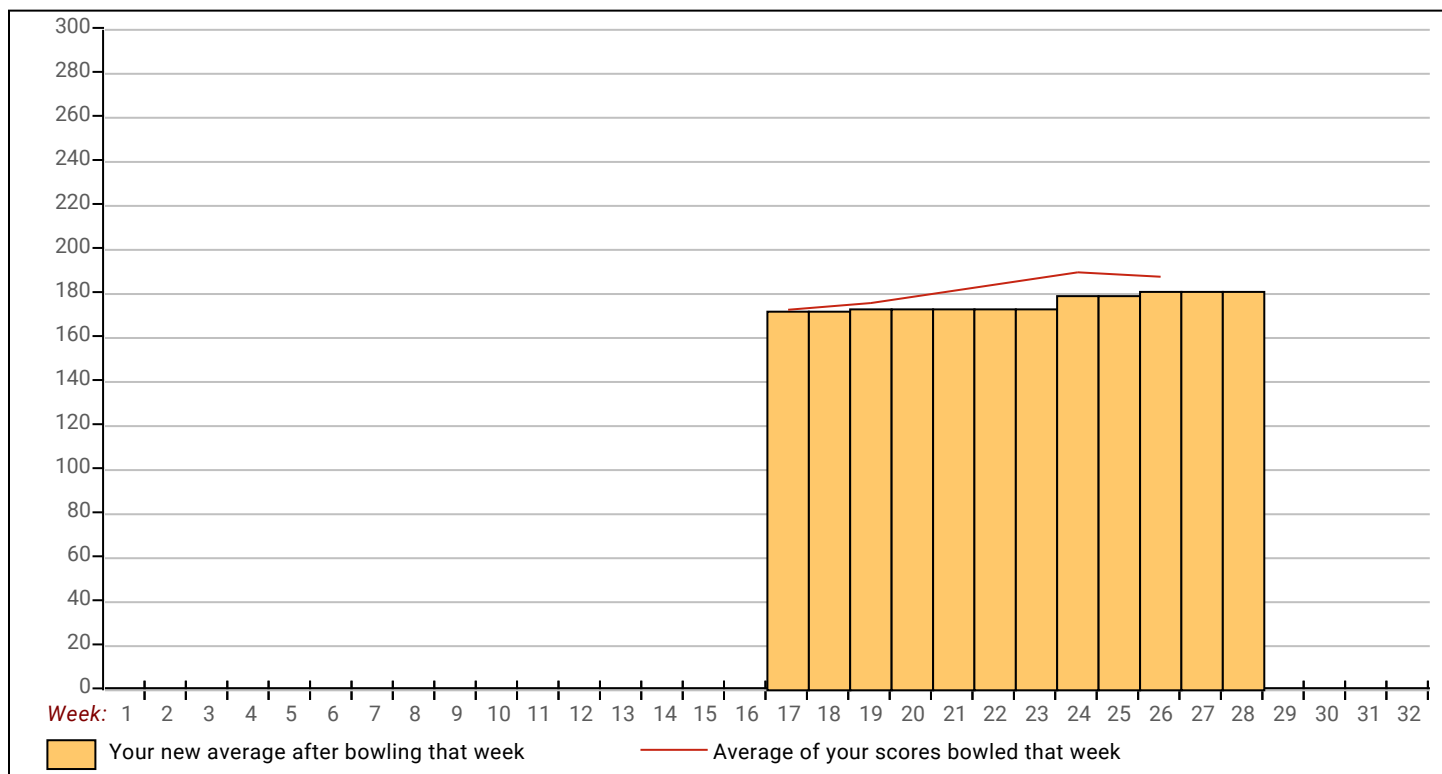
194.50 191.50 157.00

High game of 205 on week 26 High series of 568 on week 24 High average of 181.00 after bowling week 26
Low game of 139 on week 19 Low series of 517 on week 17 Low average of 172.33 after bowling week 17

High Scores by Game

Game #1: 205 on week 26 Game #2: 202 on week 19 Game #3: 168 on week 24

Note: This report includes information through April 4 which is Week 28 of 32



Note: This report includes information through April 4 which is Week 28 of 32

Quintn Holliday's Bowling Record

Week No.	Bowling Date	Old Avg	Old HDCP	-1-	-2-	-3-	Total	HDCP Total	Pins	Gms	---Average Change---			High Game	High Sers	HDCP Game	HDCP Sers
											New	Old	---> +/-				
1	09/07/23	0	0				0	0	0	0	-	0.00	= 0.00	0	0		
2	09/14/23	0	0				0	0	0	0	-	0.00	= 0.00	0	0		
3	09/21/23	0	0				0	0	0	0	-	0.00	= 0.00	0	0		
4	09/28/23	0	0				0	0	0	0	-	0.00	= 0.00	0	0		
5	10/05/23	0	0				0	0	0	0	-	0.00	= 0.00	0	0		
6	10/12/23	0	0				0	0	0	0	-	0.00	= 0.00	0	0		
7	10/19/23	0	0				0	0	0	0	-	0.00	= 0.00	0	0		
8	10/26/23	0	0				0	0	0	0	-	0.00	= 0.00	0	0		
9	11/02/23	0	0				0	0	0	0	-	0.00	= 0.00	0	0		
10	11/09/23	0	0				0	0	0	0	-	0.00	= 0.00	0	0		

End of 1st split

11	11/16/23	0	0				0	0	0	0	-	0.00	= 0.00	0	0		
12	11/30/23	0	0				0	0	0	0	-	0.00	= 0.00	0	0		
13	12/07/23	0	0				0	0	0	0	-	0.00	= 0.00	0	0		
14	12/14/23	0	0				0	0	0	0	-	0.00	= 0.00	0	0		
15	01/04/24	0	0				0	0	0	0	-	0.00	= 0.00	0	0		
16	01/11/24	0	0				0	0	0	0	-	0.00	= 0.00	0	0		
17	01/18/24	0	0				0	0	0	0	-	0.00	= 0.00	0	0		
18	01/25/24	132	93	121	133	142	396	675	396	3	132.00	- 0.00	= 132.00	142	396	235	675
19	02/01/24	132	0				0	0	396	3	132.00	- 132.00	= 0.00	142	396	235	675
20	02/08/24	132	0				0	0	396	3	132.00	- 132.00	= 0.00	142	396	235	675

End of 2nd split

21	02/15/24	132	0				0	0	396	3	132.00	- 132.00	= 0.00	142	396	235	675
22	02/22/24	132	0				0	0	396	3	132.00	- 132.00	= 0.00	142	396	235	675
23	02/29/24	132	93	131	145	143	419	698	815	6	135.83	- 132.00	= 3.83	145	419	238	698
24	03/07/24	135	0				0	0	815	6	135.83	- 135.83	= 0.00	145	419	238	698
25	03/14/24	135	90	110	140	148	398	668	1213	9	134.78	- 135.83	= -1.06	148	419	238	698
26	03/21/24	134	91	152	121	184	457	730	1670	12	139.17	- 134.78	= 4.39	184	457	275	730
27	03/28/24	139	86	111	159	151	421	679	2091	15	139.40	- 139.17	= 0.23	184	457	275	730
28	04/04/24	139	86				0	0	2091	15	139.40	- 139.40	= 0.00	184	457	275	730

<100	100's	125's	150's	175's	200's	225's	250's	275's	300's
	4	7	3	1					
<400	400's	450's	500's	550's	600's	650's	700's	750's	800's
2	2	1							

Avg of Game 1	Avg of Game 2	Avg of Game 3
125.00	139.60	153.60

High game of 184 on week 26 High series of 457 on week 26 High average of 139.40 after bowling week 27
Low game of 110 on week 25 Low series of 396 on week 18 Low average of 132.00 after bowling week 18

High Scores by Game

Game #1: 152 on week 26 Game #2: 159 on week 27 Game #3: 184 on week 26

Note: This report includes information through April 4 which is Week 28 of 32

