

Senior Singles 2024-25

Friday 1:00 pm

Big Apple Fun Center

Lanes 9 - 12

Thank you for bowling with us! We hope to see you next season!

President: Nancy Menke (402)746-0268

Secretary/Treasurer: Sean McBride (308)293-2865

Temporary Substitutes

Men

Name	Avg	HDCP	Pins	Gms	High Game	High Sers	HDCP Game	HDCP Sers	0's	100's	200's	0's	400's	500's
Tim Adkins	172	28	14967	87	215	596	245	689	--	76	11	--	9	20
Kurt W. Axtell	84	116	253	3	99	253	215	601	3	--	--	1	--	--
Ted Hall	161	39	13567	84	222	579	261	665	--	73	11	2	17	9
Dave Jamrog	142	58	2564	18	209	451	271	637	--	17	1	--	6	--
Danny Jeffryes	165	35	10446	63	222	552	268	706	--	57	6	--	9	12
Gil K. Kindsfater	146	54	3968	27	199	545	260	722	--	27	--	1	7	1
Ron G. Kramer	170	30	1022	6	205	556	250	691	--	5	1	--	1	1
Larry L. Lambrecht	157	43	472	3	168	472	211	601	--	3	--	--	1	--
Donn Loy	178	22	3562	20	223	584	262	676	--	14	6	--	1	5
Sean A. McBride	146	54	10078	69	196	511	257	679	--	69	--	4	18	1
Marvin E. Miller	131	69	7502	57	186	481	240	643	3	54	--	8	11	--
Tony Smith	140	60	1688	12	198	437	253	619	--	12	--	--	4	--
Rich K. Soderholm	173	27	520	3	176	520	203	601	--	3	--	--	--	1
Tom Soderholm	179	21	13969	78	255	620	286	689	1	60	17	1	6	19
Bob G. Vogt	164	36	9382	57	228	553	266	667	1	53	3	--	10	9
Mark A. Yonkers	193	7	11630	60	258	669	264	688	--	33	27	--	--	20

Women

Name	Avg	HDCP	Pins	Gms	High Game	High Sers	HDCP Game	HDCP Sers	0's	100's	200's	0's	400's	500's
Synda L. Levesque	122	78	7110	58	164	418	253	683	4	54	--	15	4	--
Nancy C. Menke	145	55	9633	66	198	493	253	655	--	66	--	3	19	--
Eddie Nelson	119	81	7899	66	155	406	236	652	7	59	--	21	1	--
Patsy A. Parkinson	95	105	2857	30	137	340	236	642	21	9	--	10	--	--
Evelyn K. Stittle	144	56	10394	72	202	510	260	684	--	71	1	3	20	1

Last Week's Top Scores

	Scratch Game	Scratch Series	Handicap Game	Handicap Series
Men	211 Tim Adkins	569 Tom Soderholm	240 Tim Adkins	635 Tom Soderholm
	202 Tom Soderholm	534 Tim Adkins	240 Tony Smith	621 Tim Adkins
	187 Bob Vogt	464 Bob Vogt	224 Tom Soderholm	619 Tony Smith
	179 Tony Smith	461 Ted Hall	222 Bob Vogt	595 Sean McBride
	166 Ted Hall	450 Danny Jeffryes	207 Sean McBride	578 Ted Hall
	155 Danny Jeffryes	436 Tony Smith	205 Ted Hall	569 Bob Vogt
	153 Sean McBride	433 Sean McBride	189 Danny Jeffryes	552 Danny Jeffryes
Women	159 Evelyn Stittle	444 Evelyn Stittle	215 Evelyn Stittle	612 Evelyn Stittle
	153 Nancy Menke	430 Nancy Menke	214 Synda Levesque	605 Synda Levesque
	136 Synda Levesque	371 Synda Levesque	207 Nancy Menke	600 Eddie Nelson
	124 Eddie Nelson	357 Eddie Nelson	205 Eddie Nelson	592 Nancy Menke

Season High Scores

	Scratch Game	Scratch Series	Handicap Game	Handicap Series
Men	258 Mark Yonkers	669 Mark Yonkers	286 Tom Soderholm	722 Gil Kindsfater
	255 Tom Soderholm	620 Tom Soderholm	271 Dave Jamrog	706 Danny Jeffryes
	228 Bob Vogt	596 Tim Adkins	268 Danny Jeffryes	691 Ron Kramer
	223 Donn Loy	584 Donn Loy	266 Bob Vogt	689 Tim Adkins
	222 Danny Jeffryes	579 Ted Hall	264 Mark Yonkers	689 Tom Soderholm
	222 Ted Hall	556 Ron Kramer	262 Donn Loy	688 Mark Yonkers
	215 Tim Adkins	553 Bob Vogt	261 Ted Hall	679 Sean McBride
	209 Dave Jamrog	552 Danny Jeffryes	260 Gil Kindsfater	676 Donn Loy
	205 Ron Kramer	545 Gil Kindsfater	257 Sean McBride	667 Bob Vogt
	199 Gil Kindsfater	520 Rich Soderholm	253 Tony Smith	665 Ted Hall

Season High Scores - Continued

Women	202 Evelyn Stittle	510 Evelyn Stittle	260 Evelyn Stittle	684 Evelyn Stittle
	198 Nancy Menke	493 Nancy Menke	253 Nancy Menke	683 Synda Levesque
	164 Synda Levesque	418 Synda Levesque	253 Synda Levesque	655 Nancy Menke
	155 Eddie Nelson	406 Eddie Nelson	236 Patsy Parkinson	652 Eddie Nelson
	137 Patsy Parkinson	340 Patsy Parkinson	236 Eddie Nelson	642 Patsy Parkinson

Individual High Averages

Men	193.83 Mark Yonkers	Women	145.95 Nancy Menke
	179.09 Tom Soderholm		144.36 Evelyn Stittle
	172.03 Tim Adkins		122.59 Synda Levesque
	165.81 Danny Jeffryes		119.68 Eddie Nelson

Most Improved Average

Men	171 to 179.09 = +8.09 Tom Soderholm	Women	142 to 145.95 = +3.95 Nancy Menke
	141 to 146.96 = +5.96 Gil Kindsfater		94 to 95.23 = +1.23 Patsy Parkinson
	141 to 146.06 = +5.06 Sean McBride		120 to 119.68 = -0.32 Eddie Nelson
	191 to 193.83 = +2.83 Mark Yonkers		146 to 144.36 = -1.64 Evelyn Stittle

Most Un-Improved Averages

Men	169 to 161.51 = -7.49 Ted Hall	Women	126 to 122.59 = -3.41 Synda Levesque
	134 to 131.61 = -2.39 Marvin Miller		146 to 144.36 = -1.64 Evelyn Stittle
	173 to 172.03 = -0.97 Tim Adkins		120 to 119.68 = -0.32 Eddie Nelson
	165 to 165.81 = +0.81 Danny Jeffryes		94 to 95.23 = +1.23 Patsy Parkinson

Senior Singles 2024-25

Big Apple Fun Center

Reprint of Scores -- Week 29

Lane 9 4 - Group 4 Week 29 4/11/2025

Name	Old	Old						HDCP
	Avg	HDCP	-1-	-2-	-3-	Total	Total	
Danny Jeffryes	166	34	155	155	140	450	552	
Bob G. Vogt	165	35	187	117	160	464	569	
Tony Smith	139	61	179	135	122	436	619	
			=====	=====	=====	=====	=====	
Scratch Total			521	407	422	1350	1350	
Handicap			130	130	130		390	
Total			651	537	552	1350	1740	
Team Points Won			0.0	0.0	0.0	0.0	0.0	

Lane 10 2 - Group 2 Week 29 4/11/2025

Name	Old	Old						HDCP
	Avg	HDCP	-1-	-2-	-3-	Total	Total	
Ted Hall	161	39	152	166	143	461	578	
Sean A. McBride	146	54	137	153	143	433	595	
			=====	=====	=====	=====	=====	
Scratch Total			289	319	286	894	894	
Handicap			93	93	93		279	
Total			382	412	379	894	1173	
Team Points Won			0.0	0.0	0.0	0.0	0.0	

Lane 11 1 - Group 1 Week 29 4/11/2025

Name	Old	Old						HDCP
	Avg	HDCP	-1-	-2-	-3-	Total	Total	
Tom Soderholm	178	22	177	190	202	569	635	
Nancy C. Menke	146	54	139	138	153	430	592	
Synda L. Levesque	122	78	116	119	136	371	605	
			=====	=====	=====	=====	=====	
Scratch Total			432	447	491	1370	1370	
Handicap			154	154	154		462	
Total			586	601	645	1370	1832	
Team Points Won			0.0	0.0	0.0	0.0	0.0	

Lane 12 3 - Group 3 Week 29 4/11/2025

Name	Old	Old						HDCP
	Avg	HDCP	-1-	-2-	-3-	Total	Total	
Tim Adkins	171	29	130	193	211	534	621	
Eddie Nelson	119	81	112	121	124	357	600	
Evelyn K. Stittle	144	56	143	159	142	444	612	
			=====	=====	=====	=====	=====	
Scratch Total			385	473	477	1335	1335	
Handicap			166	166	166		498	
Total			551	639	643	1335	1833	
Team Points Won			0.0	0.0	0.0	0.0	0.0	

Senior Singles 2024-25

Big Apple Fun Center

* Bowlers listed must have a minimum of 1 games.

Change in Average

Name	-----Old-----		Old					---Average Change---			Weekly Over Avg
	Pins	Games	Avg	-1-	-2-	-3-	Total	New - Old	---> +/-	Series Avg +/-	
Tim Adkins	14433	84	171	130	193	211	534	172.03	- 171.82	= 0.21	534 - 513=21
Kurt W. Axtell	253	3	84				0	84.33	- 84.33	= 0.00	
Ted Hall	13106	81	161	152	166	143	461	161.51	- 161.80	= -0.29	461 - 483=-22
Dave Jamrog	2564	18	142				0	142.44	- 142.44	= 0.00	
Danny Jeffryes	9996	60	166	155	155	140	450	165.81	- 166.60	= -0.79	450 - 498=-48
Gil K. Kindsfater	3968	27	146				0	146.96	- 146.96	= 0.00	
Ron G. Kramer	1022	6	170				0	170.33	- 170.33	= 0.00	
Larry L. Lambrecht	472	3	157				0	157.33	- 157.33	= 0.00	
Synda L. Levesque	6739	55	122	116	119	136	371	122.59	- 122.53	= 0.06	371 - 366=5
Donn Loy	3562	20	178				0	178.10	- 178.10	= 0.00	
Sean A. McBride	9645	66	146	137	153	143	433	146.06	- 146.14	= -0.08	433 - 438=-5
Nancy C. Menke	9203	63	146	139	138	153	430	145.95	- 146.08	= -0.12	430 - 438=-8
Marvin E. Miller	7502	57	131				0	131.61	- 131.61	= 0.00	
Eddie Nelson	7542	63	119	112	121	124	357	119.68	- 119.71	= -0.03	357 - 357=0
Patsy A. Parkinson	2857	30	95				0	95.23	- 95.23	= 0.00	
Tony Smith	1252	9	139	179	135	122	436	140.67	- 139.11	= 1.56	436 - 417=19
Rich K. Soderholm	520	3	173				0	173.33	- 173.33	= 0.00	
Tom Soderholm	13400	75	178	177	190	202	569	179.09	- 178.67	= 0.42	569 - 534=35
Evelyn K. Stittle	9950	69	144	143	159	142	444	144.36	- 144.20	= 0.16	444 - 432=12
Bob G. Vogt	8918	54	165	187	117	160	464	164.60	- 165.15	= -0.55	464 - 495=-31
Mark A. Yonkers	11630	60	193				0	193.83	- 193.83	= 0.00	

Senior Singles 2024-25

Big Apple Fun Center

* Bowlers listed must have a minimum of 1 games.

High Average Listing

	<u>Name</u>	<u>True Average</u>	<u>Pins</u>	<u>Gms</u>	<u>To Raise Avg +1</u>	<u>To Drop Avg -1</u>
1	Mark A. Yonkers	193.83	11630	60	592	528
2	Tom Soderholm	179.09	13969	78	611	529
3	Donn Loy	178.10	3562	20	555	531
4	Rich K. Soderholm	173.33	520	3	524	517
5	Tim Adkins	172.03	14967	87	603	512
6	Ron G. Kramer	170.33	1022	6	517	507
7	Danny Jeffryes	165.81	10446	63	510	443
8	Bob G. Vogt	164.60	9382	57	518	457
9	Ted Hall	161.51	13567	84	527	439
10	Larry L. Lambrecht	157.33	472	3	476	469
11	Gil K. Kindsfater	146.96	3968	27	442	411
12	Sean A. McBride	146.06	10078	69	506	433
13	Nancy C. Menke	145.95	9633	66	441	371
14	Evelyn K. Stittle	144.36	10394	72	481	405
15	Dave Jamrog	142.44	2564	18	439	417
16	Tony Smith	140.67	1688	12	427	411
17	Marvin E. Miller	131.61	7502	57	418	357
18	Synda L. Levesque	122.59	7110	58	393	331
19	Eddie Nelson	119.68	7899	66	381	311
20	Patsy A. Parkinson	95.23	2857	30	311	277
21	Kurt W. Axtell	84.33	253	3	257	250

Senior Singles 2024-25

Big Apple Fun Center

* Bowlers listed must have a minimum of 22 games.

Note: This report includes information through April 11 which is Week 29 of 30

Most Improved Averages

Name	True		Most Improved		Name	True		Most Improved	
	Average	Gms	Avg	+/-		Average	Gms	Avg	+/-
Tom Soderholm	179.09	78	171	+8.09	Danny Jeffryes	165.81	63	165	+0.81
Gil K. Kindsfater	146.96	27	141	+5.96	Eddie Nelson	119.68	66	120	-0.32
Sean A. McBride	146.06	69	141	+5.06	Tim Adkins	172.03	87	173	-0.97
Nancy C. Menke	145.95	66	142	+3.95	Evelyn K. Stittle	144.36	72	146	-1.64
Mark A. Yonkers	193.83	60	191	+2.83	Marvin E. Miller	131.61	57	134	-2.39
Bob G. Vogt	164.60	57	163	+1.60	Synda L. Levesque	122.59	58	126	-3.41
Patsy A. Parkinson	95.23	30	94	+1.23	Ted Hall	161.51	84	169	-7.49

Senior Singles 2024-25

Big Apple Fun Center

* Bowlers listed must have a minimum of 1 games.

Most Pins Over Average

Name	-----Old-----		Old				Total	---Average Change---			Weekly Over Avg
	Pins	Games	Avg	-1-	-2-	-3-		New - Old ---> +/-	Series Avg +/-		
Tom Soderholm	13400	75	178	177	190	202	569	179.09	- 178.67	= 0.42	569 - 534=35
Tim Adkins	14433	84	171	130	193	211	534	172.03	- 171.82	= 0.21	534 - 513=21
Tony Smith	1252	9	139	179	135	122	436	140.67	- 139.11	= 1.56	436 - 417=19
Evelyn K. Stittle	9950	69	144	143	159	142	444	144.36	- 144.20	= 0.16	444 - 432=12
Synda L. Levesque	6739	55	122	116	119	136	371	122.59	- 122.53	= 0.06	371 - 366=5
Eddie Nelson	7542	63	119	112	121	124	357	119.68	- 119.71	= -0.03	357 - 357=0
Sean A. McBride	9645	66	146	137	153	143	433	146.06	- 146.14	= -0.08	433 - 438=-5
Nancy C. Menke	9203	63	146	139	138	153	430	145.95	- 146.08	= -0.12	430 - 438=-8
Ted Hall	13106	81	161	152	166	143	461	161.51	- 161.80	= -0.29	461 - 483=-22
Bob G. Vogt	8918	54	165	187	117	160	464	164.60	- 165.15	= -0.55	464 - 495=-31
Danny Jeffryes	9996	60	166	155	155	140	450	165.81	- 166.60	= -0.79	450 - 498=-48

Senior Singles 2024-25

Big Apple Fun Center

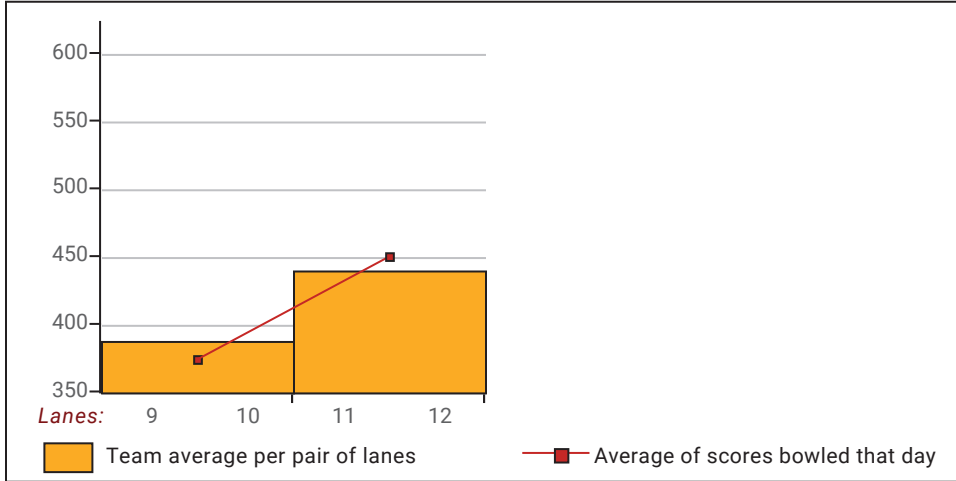
This report is for scores bowled April 11 which is Week 29 of 30

Men & Women, Left & Right Handed Statistics

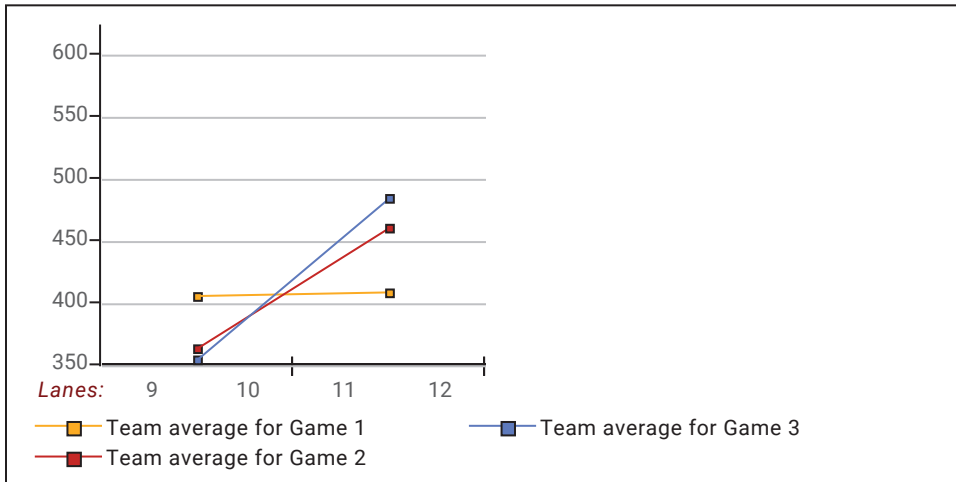
Unless designated left handed, bowlers are considered right handed.

	Over All	M-Rt	M-Left	W-Rt	W-Left
How many people bowled	11	7	0	4	0
Number of games bowled	33	21	0	12	0
Actual average of week's scores	149.97	159.38	0.00	133.50	0.00
How many games above average	13	8	0	5	0
How many games below average	20	13	0	7	0
Pins above/below average per game	-0.67	-1.48	0.00	0.75	0.00
How many people raised average	5	3	--	2	--
by this amount	0.48	0.73	0.00	0.11	0.00
How many people went down	6	4	--	2	--
by this amount	-0.31	-0.43	0.00	-0.08	0.00
League average before bowling	151.07	161.33	0.00	133.13	0.00
League average after bowling	151.12	161.40	0.00	133.15	0.00
Change in league average	0.05	0.07	0.00	0.01	0.00
800s	--	--	--	--	--
775s	--	--	--	--	--
750s	--	--	--	--	--
725s	--	--	--	--	--
700s	--	--	--	--	--
675s	--	--	--	--	--
650s	--	--	--	--	--
625s	--	--	--	--	--
600s	--	--	--	--	--
575s	--	--	--	--	--
550s	1	1	--	--	--
525s	1	1	--	--	--
500s	--	--	--	--	--
475s	--	--	--	--	--
450s	3	3	--	--	--
425s	4	2	--	2	--
400s	--	--	--	--	--
below 400	2	--	--	2	--
300s	--	--	--	--	--
275s	--	--	--	--	--
250s	--	--	--	--	--
225s	--	--	--	--	--
200s	2	2	--	--	--
175s	5	5	--	--	--
150s	8	6	--	2	--
125s	11	6	--	5	--
100s	7	2	--	5	--
below 100	--	--	--	--	--

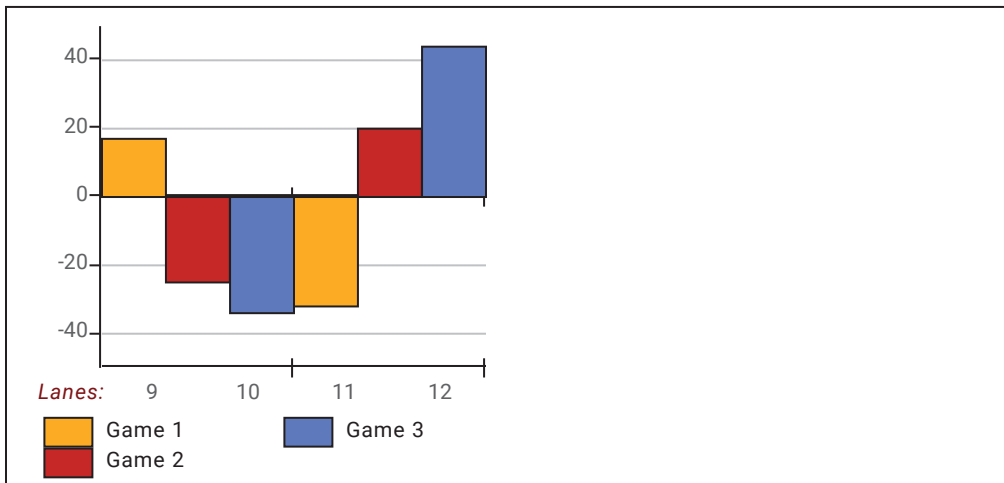
Team Average vs Avg of Scores



Average of Scores for Each Game

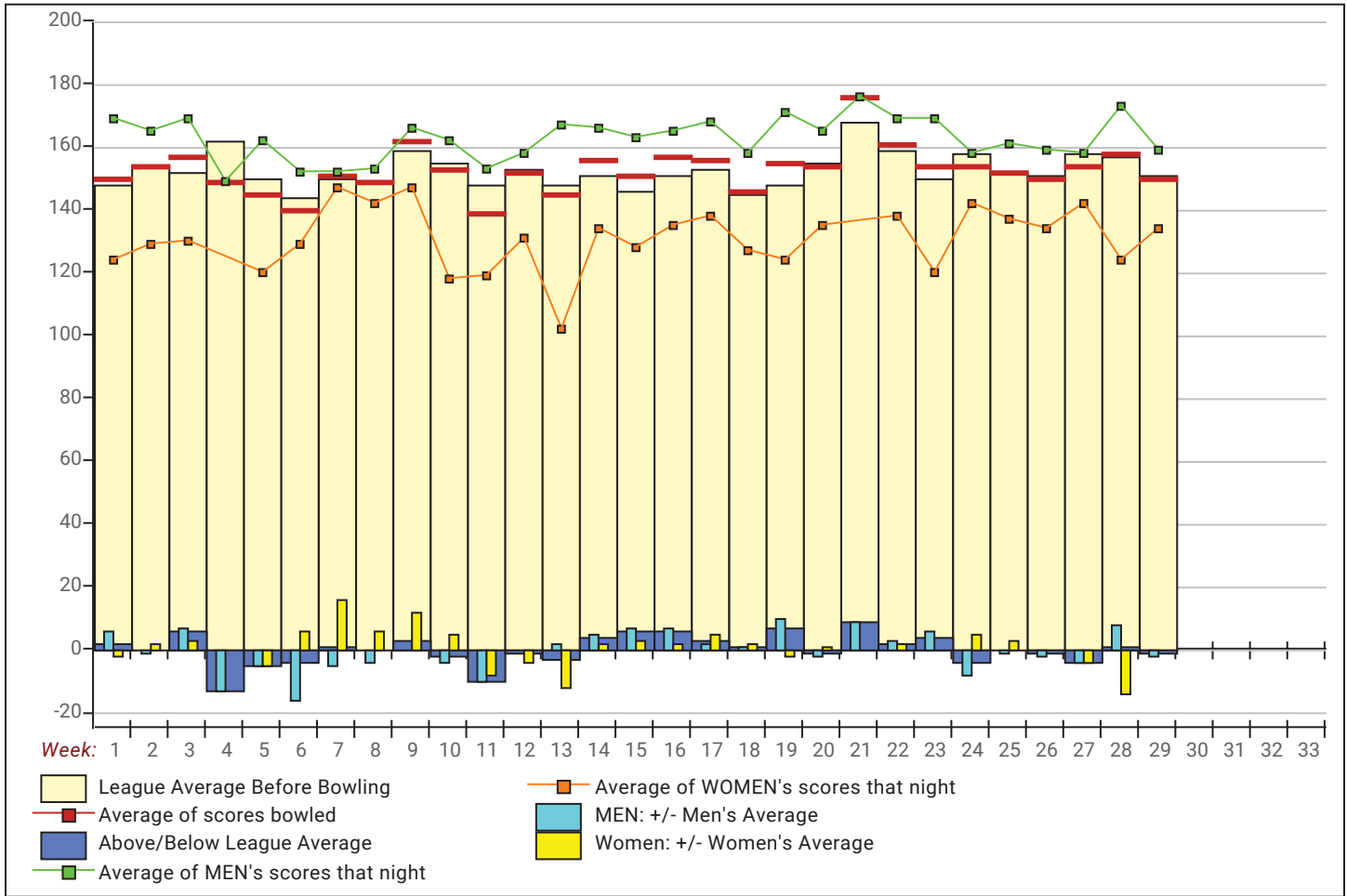


Amount Over/Under Team Average



This report is for scores bowled April 11 which is Week 29 of 30

League Average Week-by-Week



League Average Statistics for Last Week

	League	Right Hand	Left Hand	Men (Lft+Rt)	Women (Lft+Rt)
League Average Before Bowling	151.07	151.07		161.33	133.13
Average of scores bowled that night	149.97	149.97		159.38	133.50
New League Average After Bowling	151.12	151.12		161.40	133.15
Change in League Average	.05	.05		.07	.01
People Who Bowled Over Average	5	5		3	2
People Who Bowled Under Average	6	6		4	2
Average Amount of Series Over Avg	18.40	18.40		25.00	8.50
Average Amount of Series Under Avg	-19.00	-19.00		-26.50	-4.00
Difference Avg, NiteAvg	-.67	-.67		-1.48	.75
Number of Bowlers	11	11		7	4
Number of Games Bowled	33	33		21	12
People Who Raised Their Average	5	5		3	2
Raised By an Average of This Amount	.48	.48		.73	.11
People Who Lowered Their Average	6	6		4	2
Lowered By an Average of This Amou	-.31	-.31		-.43	-.08
Number of Games Bowled Over Avera	13	13		8	5
Number of Games Bowled Under Avera	20	20		13	7

Note: Averages are based only on people who bowled.

Senior Singles 2024-25

Friday 1:00 pm

Big Apple Fun Center

Lanes 9 - 12

Thank you for bowling with us! We hope to see you next season!

Last Week's Top Scores

	<u>Scratch Game</u>	<u>Scratch Series</u>	<u>Handicap Game</u>	<u>Handicap Series</u>
Men	211 Tim Adkins 202 Tom Soderholm 187 Bob Vogt 179 Tony Smith 166 Ted Hall 155 Danny Jeffryes 153 Sean McBride	569 Tom Soderholm 534 Tim Adkins 464 Bob Vogt 461 Ted Hall 450 Danny Jeffryes 436 Tony Smith 433 Sean McBride	240 Tim Adkins 240 Tony Smith 224 Tom Soderholm 222 Bob Vogt 207 Sean McBride 205 Ted Hall 189 Danny Jeffryes	635 Tom Soderholm 621 Tim Adkins 619 Tony Smith 595 Sean McBride 578 Ted Hall 569 Bob Vogt 552 Danny Jeffryes
Women	159 Evelyn Stittle 153 Nancy Menke 136 Synda Levesque 124 Eddie Nelson	444 Evelyn Stittle 430 Nancy Menke 371 Synda Levesque 357 Eddie Nelson	215 Evelyn Stittle 214 Synda Levesque 207 Nancy Menke 205 Eddie Nelson	612 Evelyn Stittle 605 Synda Levesque 600 Eddie Nelson 592 Nancy Menke