

Senior Singles 2024-25

Friday 1:00 pm

Big Apple Fun Center

Lanes 9 - 12

President: Nancy Menke (402)746-0268
 Secretary/Treasurer: Sean McBride (308)293-2865

Temporary Substitutes

Men

Name	Avg	HDCP	Pins	Gms	High Game	High Sers	HDCP Game	HDCP Sers	0's	100's	200's	0's	400's	500's
Tim Adkins	170	30	10768	63	209	596	240	689	--	54	9	--	7	14
Kurt W. Axtell	84	116	253	3	99	253	215	601	3	--	--	1	--	--
Ted Hall	161	39	9694	60	220	579	259	650	--	51	9	2	11	7
Dave Jamrog	142	58	2134	15	209	451	271	637	--	14	1	--	5	--
Danny Jeffryes	165	35	6470	39	222	547	268	706	--	35	4	--	6	7
Gil K. Kindsfater	141	59	2549	18	199	479	260	662	--	18	--	1	5	--
Ron G. Kramer	170	30	1022	6	205	556	250	691	--	5	1	--	1	1
Donn Loy	171	29	2396	14	213	552	262	676	--	12	2	--	1	3
Sean A. McBride	145	55	7876	54	196	511	257	679	--	54	--	4	13	1
Marvin E. Miller	132	68	5973	45	186	481	240	643	3	42	--	6	9	--
Rich K. Soderholm	173	27	520	3	176	520	203	601	--	3	--	--	--	1
Tom Soderholm	177	23	10129	57	255	594	286	677	1	44	12	1	5	13
Bob G. Vogt	167	33	6519	39	228	553	266	667	1	35	3	--	6	7
Mark A. Yonkers	196	4	8837	45	258	669	264	688	--	24	21	--	--	15

Women

Name	Avg	HDCP	Pins	Gms	High Game	High Sers	HDCP Game	HDCP Sers	0's	100's	200's	0's	400's	500's
Synda L. Levesque	124	76	6097	49	164	418	253	683	3	46	--	12	4	--
Nancy C. Menke	146	54	6597	45	198	484	253	649	--	45	--	1	14	--
Eddie Nelson	119	81	5380	45	154	406	234	652	5	40	--	14	1	--
Patsy A. Parkinson	93	107	2536	27	137	340	224	606	20	7	--	9	--	--
Evelyn K. Stittle	143	57	6910	48	202	510	260	684	--	47	1	3	12	1

Last Week's Top Scores

	Scratch Game	Scratch Series	Handicap Game	Handicap Series
Men	219 Tom Soderholm	598 Mark Yonkers	250 Ron Kramer	691 Ron Kramer
	216 Mark Yonkers	596 Tim Adkins	249 Ted Hall	689 Tim Adkins
	210 Ted Hall	568 Tom Soderholm	242 Tom Soderholm	637 Tom Soderholm
	209 Tim Adkins	556 Ron Kramer	240 Tim Adkins	626 Danny Jeffryes
	205 Ron Kramer	521 Danny Jeffryes	223 Dave Jamrog	610 Mark Yonkers
	187 Danny Jeffryes	503 Donn Loy	222 Danny Jeffryes	604 Ted Hall
	184 Donn Loy	487 Ted Hall	220 Mark Yonkers	587 Donn Loy
	167 Dave Jamrog	406 Dave Jamrog	212 Donn Loy	574 Dave Jamrog

Season High Scores

	Scratch Game	Scratch Series	Handicap Game	Handicap Series
Men	258 Mark Yonkers	669 Mark Yonkers	286 Tom Soderholm	706 Danny Jeffryes
	255 Tom Soderholm	596 Tim Adkins	271 Dave Jamrog	691 Ron Kramer
	228 Bob Vogt	594 Tom Soderholm	268 Danny Jeffryes	689 Tim Adkins
	222 Danny Jeffryes	579 Ted Hall	266 Bob Vogt	688 Mark Yonkers
	220 Ted Hall	556 Ron Kramer	264 Mark Yonkers	679 Sean McBride
	213 Donn Loy	553 Bob Vogt	262 Donn Loy	677 Tom Soderholm
	209 Dave Jamrog	552 Donn Loy	260 Gil Kindsfater	676 Donn Loy
	209 Tim Adkins	547 Danny Jeffryes	259 Ted Hall	667 Bob Vogt
	205 Ron Kramer	520 Rich Soderholm	257 Sean McBride	662 Gil Kindsfater
	199 Gil Kindsfater	511 Sean McBride	250 Ron Kramer	650 Ted Hall
Women	202 Evelyn Stittle	510 Evelyn Stittle	260 Evelyn Stittle	684 Evelyn Stittle
	198 Nancy Menke	484 Nancy Menke	253 Nancy Menke	683 Synda Levesque
	164 Synda Levesque	418 Synda Levesque	253 Synda Levesque	652 Eddie Nelson
	154 Eddie Nelson	406 Eddie Nelson	234 Eddie Nelson	649 Nancy Menke
	137 Patsy Parkinson	340 Patsy Parkinson	224 Patsy Parkinson	606 Patsy Parkinson

Individual High Averages

Men	196.38	Mark Yonkers	Women	146.60	Nancy Menke
	177.70	Tom Soderholm		143.96	Evelyn Stittle
	170.92	Tim Adkins		124.43	Synda Levesque
	167.15	Bob Vogt		119.56	Eddie Nelson

Most Improved Average

Men	171	to	177.70	=	+6.70	Tom Soderholm	Women	142	to	146.60	=	+4.60	Nancy Menke
	191	to	196.38	=	+5.38	Mark Yonkers		94	to	93.93	=	-0.07	Patsy Parkinson
	141	to	145.85	=	+4.85	Sean McBride		120	to	119.56	=	-0.44	Eddie Nelson
	163	to	167.15	=	+4.15	Bob Vogt		126	to	124.43	=	-1.57	Synda Levesque

Most Un-Improved Averages

Men	169	to	161.57	=	-7.43	Ted Hall	Women	146	to	143.96	=	-2.04	Evelyn Stittle
	173	to	170.92	=	-2.08	Tim Adkins		126	to	124.43	=	-1.57	Synda Levesque
	134	to	132.73	=	-1.27	Marvin Miller		120	to	119.56	=	-0.44	Eddie Nelson
	165	to	165.90	=	+0.90	Danny Jeffryes		94	to	93.93	=	-0.07	Patsy Parkinson

Senior Singles 2024-25

Big Apple Fun Center

Reprint of Scores -- Week 21

Lane 9 3 - Group 3 Week 21 2/14/2025

Name	Old	Old	HDCP				
	Avg	HDCP	-1-	-2-	-3-	Total	Total
Ted Hall	161	39	135	142	210	487	604
Tim Adkins	169	31	209	180	207	596	689
Danny Jeffryes	165	35	187	163	171	521	626
Dave Jamrog	144	56	114	125	167	406	574
			====	====	====	====	====
<i>Scratch Total</i>			645	610	755	2010	2010
<i>Handicap</i>			161	161	161		483
<i>Total</i>			806	771	916	2010	2493
<i>Team Points Won</i>			0.0	0.0	0.0	0.0	0.0

Lane 10 2 - Group 2 Week 21 2/14/2025

Name	Old	Old	HDCP				
	Avg	HDCP	-1-	-2-	-3-	Total	Total
Tom Soderholm	177	23	219	190	159	568	637
Ron G. Kramer	155	45	182	169	205	556	691
Mark A. Yonkers	196	4	180	216	202	598	610
Donn Loy	172	28	150	169	184	503	587
			====	====	====	====	====
<i>Scratch Total</i>			731	744	750	2225	2225
<i>Handicap</i>			100	100	100		300
<i>Total</i>			831	844	850	2225	2525
<i>Team Points Won</i>			0.0	0.0	0.0	0.0	0.0

Senior Singles 2024-25

Big Apple Fun Center

* Bowlers listed must have a minimum of 1 games.

Change in Average

Name	-----Old-----		Old Avg				Total	---Average Change---			Weekly Over Avg Series Avg +/-
	Pins	Games		-1-	-2-	-3-		New - Old	---> +/-		
Tim Adkins	10172	60	169	209	180	207	596	170.92	- 169.53	= 1.39	596 - 507=89
Kurt W. Axtell	253	3	84				0	84.33	- 84.33	= 0.00	
Ted Hall	9207	57	161	135	142	210	487	161.57	- 161.53	= 0.04	487 - 483=4
Dave Jamrog	1728	12	144	114	125	167	406	142.27	- 144.00	= -1.73	406 - 432=-26
Danny Jeffryes	5949	36	165	187	163	171	521	165.90	- 165.25	= 0.65	521 - 495=26
Gil K. Kindsfater	2549	18	141				0	141.61	- 141.61	= 0.00	
Ron G. Kramer	466	3	155	182	169	205	556	170.33	- 155.33	= 15.00	556 - 465=91
Synda L. Levesque	6097	49	124				0	124.43	- 124.43	= 0.00	
Donn Loy	1893	11	172	150	169	184	503	171.14	- 172.09	= -0.95	503 - 516=-13
Sean A. McBride	7876	54	145				0	145.85	- 145.85	= 0.00	
Nancy C. Menke	6597	45	146				0	146.60	- 146.60	= 0.00	
Marvin E. Miller	5973	45	132				0	132.73	- 132.73	= 0.00	
Eddie Nelson	5380	45	119				0	119.56	- 119.56	= 0.00	
Patsy A. Parkinson	2536	27	93				0	93.93	- 93.93	= 0.00	
Rich K. Soderholm	520	3	173				0	173.33	- 173.33	= 0.00	
Tom Soderholm	9561	54	177	219	190	159	568	177.70	- 177.06	= 0.65	568 - 531=37
Evelyn K. Stittle	6910	48	143				0	143.96	- 143.96	= 0.00	
Bob G. Vogt	6519	39	167				0	167.15	- 167.15	= 0.00	
Mark A. Yonkers	8239	42	196	180	216	202	598	196.38	- 196.17	= 0.21	598 - 588=10

Senior Singles 2024-25

Big Apple Fun Center

* Bowlers listed must have a minimum of 1 games.

High Average Listing

	<u>Name</u>	<u>True Average</u>	<u>Pins</u>	<u>Gms</u>	<u>To Raise Avg +1</u>	<u>To Drop Avg -1</u>
1	Mark A. Yonkers	196.38	8837	45	619	570
2	Tom Soderholm	177.70	10129	57	551	490
3	Rich K. Soderholm	173.33	520	3	524	517
4	Donn Loy	171.14	2396	14	528	510
5	Tim Adkins	170.92	10768	63	518	451
6	Ron G. Kramer	170.33	1022	6	517	507
7	Bob G. Vogt	167.15	6519	39	537	494
8	Danny Jeffryes	165.90	6470	39	502	459
9	Ted Hall	161.57	9694	60	512	448
10	Nancy C. Menke	146.60	6597	45	459	410
11	Sean A. McBride	145.85	7876	54	446	388
12	Evelyn K. Stittle	143.96	6910	48	434	382
13	Dave Jamrog	142.27	2134	15	440	421
14	Gil K. Kindsfater	141.61	2549	18	433	411
15	Marvin E. Miller	132.73	5973	45	411	362
16	Synda L. Levesque	124.43	6097	49	403	350
17	Eddie Nelson	119.56	5380	45	380	331
18	Patsy A. Parkinson	93.93	2536	27	284	253
19	Kurt W. Axtell	84.33	253	3	257	250

Senior Singles 2024-25

Big Apple Fun Center

* Bowlers listed must have a minimum of 22 games.

Note: This report includes information through February 14 which is Week 21 of 30

Most Improved Averages

Name	True		Most Improved		Name	True		Most Improved	
	Average	Gms	Avg	+/-		Average	Gms	Avg	+/-
Tom Soderholm	177.70	57	171	+6.70	Eddie Nelson	119.56	45	120	-0.44
Mark A. Yonkers	196.38	45	191	+5.38	Marvin E. Miller	132.73	45	134	-1.27
Sean A. McBride	145.85	54	141	+4.85	Synda L. Levesque	124.43	49	126	-1.57
Nancy C. Menke	146.60	45	142	+4.60	Evelyn K. Stittle	143.96	48	146	-2.04
Bob G. Vogt	167.15	39	163	+4.15	Tim Adkins	170.92	63	173	-2.08
Danny Jeffryes	165.90	39	165	+0.90	Ted Hall	161.57	60	169	-7.43
Patsy A. Parkinson	93.93	27	94	-0.07					

Senior Singles 2024-25

Big Apple Fun Center

* Bowlers listed must have a minimum of 1 games.

Most Pins Over Average

Name	-----Old-----		Old				---Average Change---			Weekly Over Avg
	Pins	Games	Avg	-1-	-2-	-3-	Total	New - Old	---> +/-	Series Avg +/-
Ron G. Kramer	466	3	155	182	169	205	556	170.33 - 155.33	= 15.00	556 - 465=91
Tim Adkins	10172	60	169	209	180	207	596	170.92 - 169.53	= 1.39	596 - 507=89
Tom Soderholm	9561	54	177	219	190	159	568	177.70 - 177.06	= 0.65	568 - 531=37
Danny Jeffryes	5949	36	165	187	163	171	521	165.90 - 165.25	= 0.65	521 - 495=26
Mark A. Yonkers	8239	42	196	180	216	202	598	196.38 - 196.17	= 0.21	598 - 588=10
Ted Hall	9207	57	161	135	142	210	487	161.57 - 161.53	= 0.04	487 - 483=4
Donn Loy	1893	11	172	150	169	184	503	171.14 - 172.09	= -0.95	503 - 516=-13
Dave Jamrog	1728	12	144	114	125	167	406	142.27 - 144.00	= -1.73	406 - 432=-26

Senior Singles 2024-25

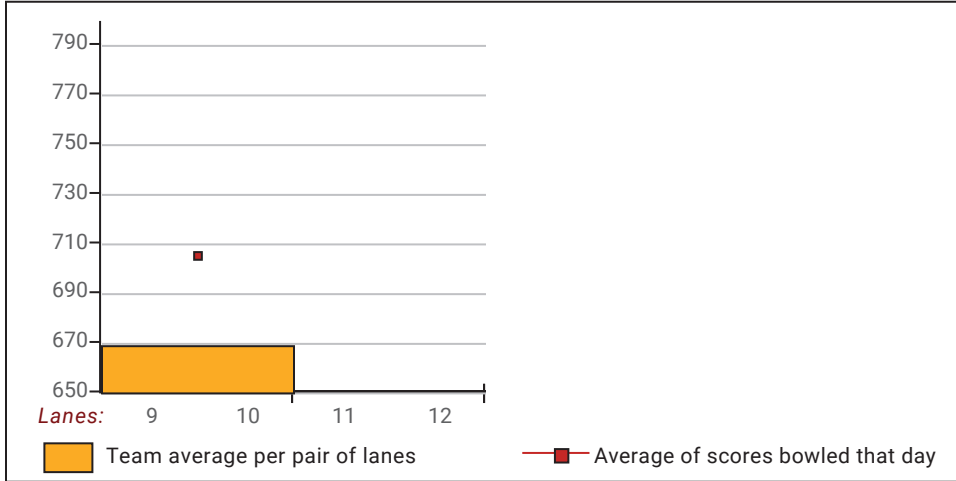
Big Apple Fun Center

This report is for scores bowled February 14 which is Week 21 of 30

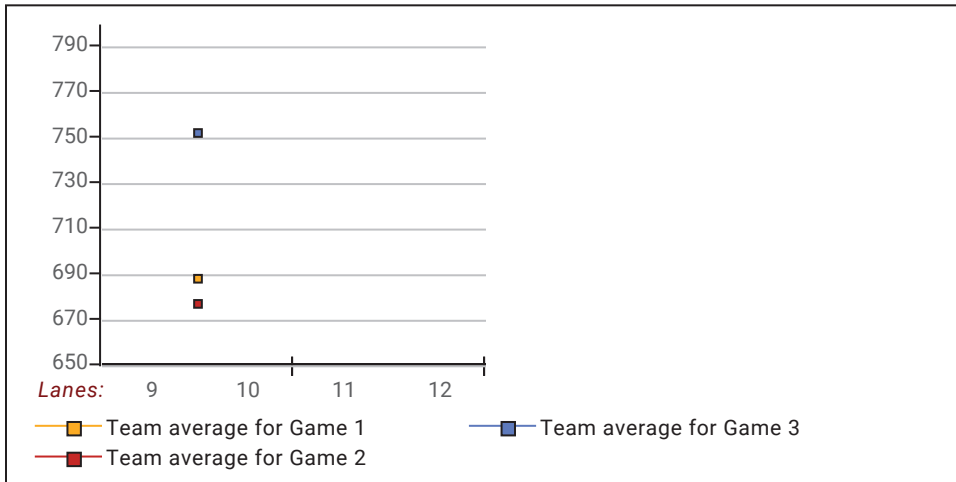
This Week's Statistics

	Over All	Men	Women
How many people bowled	8	8	0
Number of games bowled	24	24	0
Actual average of week's scores	176.46	176.46	0.00
How many games above average	15	15	0
How many games below average	9	9	0
Pins above/below average per game	9.08	9.08	0.00
How many people raised average	6	6	--
by this amount	2.99	2.99	0.00
How many people went down	2	2	--
by this amount	-1.34	-1.34	0.00
League average before bowling	167.62	167.62	0.00
League average after bowling	169.53	169.53	0.00
Change in league average	1.91	1.91	0.00
800s	--	--	--
775s	--	--	--
750s	--	--	--
725s	--	--	--
700s	--	--	--
675s	--	--	--
650s	--	--	--
625s	--	--	--
600s	--	--	--
575s	2	2	--
550s	2	2	--
525s	--	--	--
500s	2	2	--
475s	1	1	--
450s	--	--	--
425s	--	--	--
400s	1	1	--
below 400	--	--	--
300s	--	--	--
275s	--	--	--
250s	--	--	--
225s	--	--	--
200s	7	7	--
175s	6	6	--
150s	7	7	--
125s	3	3	--
100s	1	1	--
below 100	--	--	--

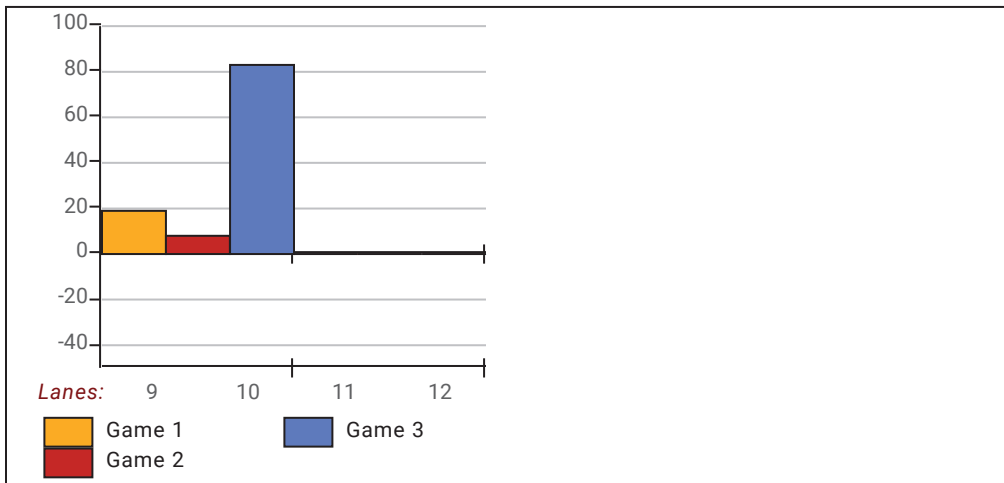
Team Average vs Avg of Scores



Average of Scores for Each Game

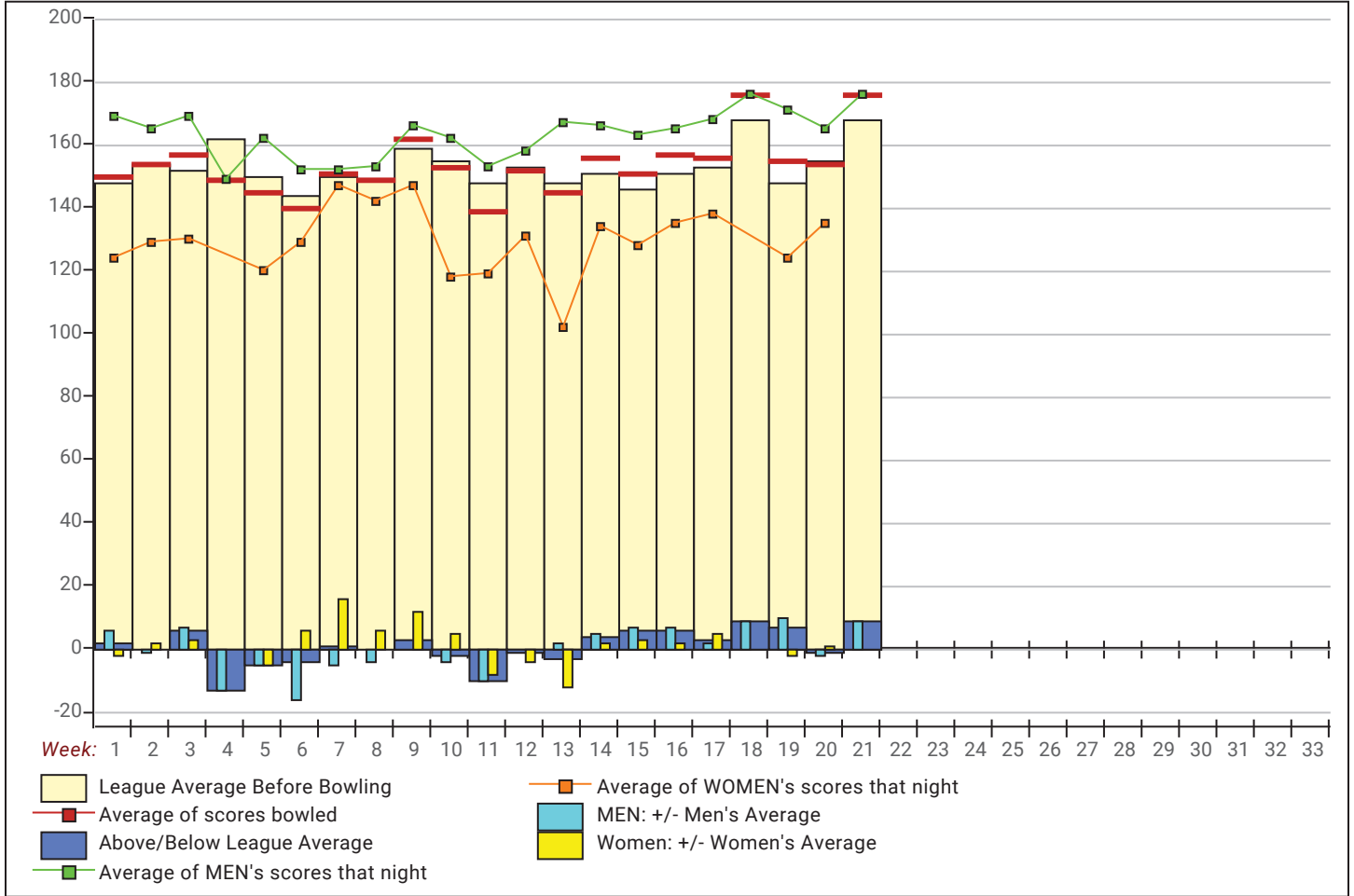


Amount Over/Under Team Average



This report is for scores bowled February 14 which is Week 21 of 30

League Average Week-by-Week



League Average Statistics for Last Week

	League	Right Hand	Left Hand	Men (Lft+Rt)	Women (Lft+Rt)
League Average Before Bowling	167.62	167.62		167.62	
Average of scores bowled that night	176.46	176.46		176.46	
New League Average After Bowling	169.53	169.53		169.53	
Change in League Average	1.91	1.91		1.91	
People Who Bowled Over Average	6	6		6	
People Who Bowled Under Average	2	2		2	
Average Amount of Series Over Avg	42.83	42.83		42.83	
Average Amount of Series Under Avg	-19.50	-19.50		-19.50	
Difference Avg, NiteAvg	9.08	9.08		9.08	
Number of Bowlers	8	8		8	
Number of Games Bowled	24	24		24	
People Who Raised Their Average	6	6		6	
Raised By an Average of This Amount	2.99	2.99		2.99	
People Who Lowered Their Average	2	2		2	
Lowered By an Average of This Amou	-1.34	-1.34		-1.34	
Number of Games Bowled Over Avera	15	15		15	
Number of Games Bowled Under Avera	9	9		9	

Note: Averages are based only on people who bowled.

Press Release -- 2/17/2025

2/14/2025 Week 21 of 30

Senior Singles 2024-25

Friday 1:00 pm

Big Apple Fun Center

Lanes 9 - 12

Last Week's Top Scores

	<u>Scratch Game</u>	<u>Scratch Series</u>	<u>Handicap Game</u>	<u>Handicap Series</u>
Men	219 Tom Soderholm	598 Mark Yonkers	250 Ron Kramer	691 Ron Kramer
	216 Mark Yonkers	596 Tim Adkins	249 Ted Hall	689 Tim Adkins
	210 Ted Hall	568 Tom Soderholm	242 Tom Soderholm	637 Tom Soderholm
	209 Tim Adkins	556 Ron Kramer	240 Tim Adkins	626 Danny Jeffryes
	205 Ron Kramer	521 Danny Jeffryes	223 Dave Jamrog	610 Mark Yonkers
	187 Danny Jeffryes	503 Donn Loy	222 Danny Jeffryes	604 Ted Hall
	184 Donn Loy	487 Ted Hall	220 Mark Yonkers	587 Donn Loy
	167 Dave Jamrog	406 Dave Jamrog	212 Donn Loy	574 Dave Jamrog

Local and Bowling Center Awards

<u>Name</u>	<u>USBC ID Number</u>	<u>Award Average</u>	<u>Award Games</u>	<u>G1</u>	<u>G2</u>	<u>G3</u>	<u>Series</u>	<u>Award Score</u>	<u>Award Received</u>
Ted Hall	9726-4315 USBC	161	57	135	142	210	487	210	200 Game (Local Assoc. Awards)
Ron G. Kramer	1494-1031 USBC	162	57	182	169	205	556	205	200 Game (Local Assoc. Awards)