

Senior Singles 2024-25

Friday 1:00 pm

Big Apple Fun Center

Lanes 9 - 12

President: Nancy Menke (402)746-0268
 Secretary/Treasurer: Sean McBride (308)293-2865

Temporary Substitutes

Men

Name	Avg	HDCP	Pins	Gms	High Game	High Sers	HDCP Game	HDCP Sers	0's	100's	200's	0's	400's	500's
Tim Adkins	169	31	9155	54	208	583	236	661	--	47	7	--	6	12
Kurt W. Axtell	84	116	253	3	99	253	215	601	3	--	--	1	--	--
Ted Hall	162	38	8273	51	220	579	259	642	--	44	7	1	10	6
Dave Jamrog	138	62	831	6	158	431	225	632	--	6	--	--	2	--
Danny Jeffryes	165	35	5949	36	222	547	268	706	--	32	4	--	6	6
Gil K. Kindsfater	141	59	2116	15	199	479	260	662	--	15	--	1	4	--
Ron G. Kramer	155	45	466	3	160	466	205	601	--	3	--	--	1	--
Donn Loy	170	30	1535	9	213	552	262	676	--	7	2	--	1	2
Sean A. McBride	144	56	6946	48	196	496	257	670	--	48	--	4	12	--
Marvin E. Miller	132	68	5973	45	186	481	240	643	3	42	--	6	9	--
Rich K. Soderholm	173	27	520	3	176	520	203	601	--	3	--	--	--	1
Tom Soderholm	176	24	8487	48	255	594	286	677	1	37	10	1	4	11
Bob G. Vogt	164	36	5424	33	228	553	266	667	1	30	2	--	6	5
Mark A. Yonkers	196	4	7076	36	258	669	264	688	--	20	16	--	--	12

Women

Name	Avg	HDCP	Pins	Gms	High Game	High Sers	HDCP Game	HDCP Sers	0's	100's	200's	0's	400's	500's
Synda L. Levesque	123	77	5549	45	164	418	253	683	3	42	--	12	3	--
Nancy C. Menke	146	54	5709	39	198	484	253	649	--	39	--	1	12	--
Eddie Nelson	120	80	4685	39	154	406	234	652	4	35	--	12	1	--
Patsy A. Parkinson	94	106	2267	24	137	340	224	606	18	6	--	8	--	--
Evelyn K. Stittle	144	56	6086	42	202	510	260	684	--	41	1	3	10	1

Last Week's Top Scores

	Scratch Game	Scratch Series	Handicap Game	Handicap Series
Men	228 Bob Vogt	594 Tom Soderholm	266 Bob Vogt	669 Tom Soderholm
	214 Ted Hall	553 Bob Vogt	252 Ted Hall	667 Bob Vogt
	200 Danny Jeffryes	508 Danny Jeffryes	236 Danny Jeffryes	616 Danny Jeffryes
	200 Tom Soderholm	485 Ted Hall	225 Tom Soderholm	614 Marvin Miller
	168 Tim Adkins	471 Tim Adkins	208 Marvin Miller	599 Ted Hall
	150 Gil Kindsfater	410 Marvin Miller	206 Gil Kindsfater	561 Tim Adkins
	144 Sean McBride	388 Sean McBride	199 Sean McBride	553 Sean McBride
	140 Marvin Miller	382 Gil Kindsfater	198 Tim Adkins	550 Gil Kindsfater
Women	171 Evelyn Stittle	431 Evelyn Stittle	234 Eddie Nelson	652 Eddie Nelson
	160 Nancy Menke	416 Nancy Menke	226 Evelyn Stittle	606 Patsy Parkinson
	152 Eddie Nelson	406 Eddie Nelson	216 Patsy Parkinson	602 Synda Levesque
	128 Synda Levesque	371 Synda Levesque	213 Nancy Menke	596 Evelyn Stittle
	110 Patsy Parkinson	288 Patsy Parkinson	205 Synda Levesque	575 Nancy Menke

Season High Scores

	Scratch Game	Scratch Series	Handicap Game	Handicap Series
Men	258 Mark Yonkers	669 Mark Yonkers	286 Tom Soderholm	706 Danny Jeffryes
	255 Tom Soderholm	594 Tom Soderholm	268 Danny Jeffryes	688 Mark Yonkers
	228 Bob Vogt	583 Tim Adkins	266 Bob Vogt	677 Tom Soderholm
	222 Danny Jeffryes	579 Ted Hall	264 Mark Yonkers	676 Donn Loy
	220 Ted Hall	553 Bob Vogt	262 Donn Loy	670 Sean McBride
	213 Donn Loy	552 Donn Loy	260 Gil Kindsfater	667 Bob Vogt
	208 Tim Adkins	547 Danny Jeffryes	259 Ted Hall	662 Gil Kindsfater
	199 Gil Kindsfater	520 Rich Soderholm	257 Sean McBride	661 Tim Adkins
	196 Sean McBride	496 Sean McBride	240 Marvin Miller	643 Marvin Miller
	186 Marvin Miller	481 Marvin Miller	236 Tim Adkins	642 Ted Hall

Season High Scores - Continued

Women	202 Evelyn Stittle	510 Evelyn Stittle	260 Evelyn Stittle	684 Evelyn Stittle
	198 Nancy Menke	484 Nancy Menke	253 Nancy Menke	683 Synda Levesque
	164 Synda Levesque	418 Synda Levesque	253 Synda Levesque	652 Eddie Nelson
	154 Eddie Nelson	406 Eddie Nelson	234 Eddie Nelson	649 Nancy Menke
	137 Patsy Parkinson	340 Patsy Parkinson	224 Patsy Parkinson	606 Patsy Parkinson

Individual High Averages

Men	196.56 Mark Yonkers	Women	146.38 Nancy Menke
	176.81 Tom Soderholm		144.90 Evelyn Stittle
	169.54 Tim Adkins		123.31 Synda Levesque
	165.25 Danny Jeffryes		120.13 Eddie Nelson

Most Improved Average

Men	171 to 176.81 = +5.81 Tom Soderholm	Women	142 to 146.38 = +4.38 Nancy Menke
	191 to 196.56 = +5.56 Mark Yonkers		94 to 94.46 = +0.46 Patsy Parkinson
	141 to 144.71 = +3.71 Sean McBride		120 to 120.13 = +0.13 Eddie Nelson
	163 to 164.36 = +1.36 Bob Vogt		146 to 144.90 = -1.10 Evelyn Stittle

Most Un-Improved Averages

Men	169 to 162.22 = -6.78 Ted Hall	Women	126 to 123.31 = -2.69 Synda Levesque
	173 to 169.54 = -3.46 Tim Adkins		146 to 144.90 = -1.10 Evelyn Stittle
	134 to 132.73 = -1.27 Marvin Miller		120 to 120.13 = +0.13 Eddie Nelson
	165 to 165.25 = +0.25 Danny Jeffryes		94 to 94.46 = +0.46 Patsy Parkinson

Senior Singles 2024-25

Big Apple Fun Center

Reprint of Scores -- Week 18

Lane 9 1 - Group 1 Week 18 1/24/2025

Name	Old	Old	-1-	-2-	-3-	Total	HDCP
	Avg	HDCP					Total
Ted Hall	162	38	144	127	214	485	599
Bob G. Vogt	162	38	167	158	228	553	667
Danny Jeffryes	164	36	116	192	200	508	616
Tim Adkins	170	30	145	168	158	471	561
			====	====	====	====	====
Scratch Total			572	645	800	2017	2017
Handicap			142	142	142		426
Total			714	787	942	2017	2443
Team Points Won			0.0	0.0	0.0	0.0	0.0

Lane 10 4 - Group 4 Week 18 1/24/2025

Name	Old	Old	-1-	-2-	-3-	Total	HDCP
	Avg	HDCP					Total
Marvin E. Miller	132	68	134	136	140	410	614
Sean A. McBride	145	55	109	144	135	388	553
Gil K. Kindsfater	144	56	128	150	104	382	550
			====	====	====	====	====
Scratch Total			371	430	379	1180	1180
Handicap			179	179	179		537
Total			550	609	558	1180	1717
Team Points Won			0.0	0.0	0.0	0.0	0.0

Lane 11 3 - Group 3 Week 18 1/24/2025

Name	Old	Old	-1-	-2-	-3-	Total	HDCP
	Avg	HDCP					Total
Tom Soderholm	175	25	200	194	200	594	669
Nancy C. Menke	147	53	126	130	160	416	575
Synda L. Levesque	123	77	125	128	118	371	602
			====	====	====	====	====
Scratch Total			451	452	478	1381	1381
Handicap			155	155	155		465
Total			606	607	633	1381	1846
Team Points Won			0.0	0.0	0.0	0.0	0.0

Lane 12 2 - Group 2 Week 18 1/24/2025

Name	Old	Old	-1-	-2-	-3-	Total	HDCP
	Avg	HDCP					Total
Patsy A. Parkinson	94	106	87	91	110	288	606
Eddie Nelson	118	82	151	152	103	406	652
Evelyn K. Stittle	145	55	151	171	109	431	596
			====	====	====	====	====
Scratch Total			389	414	322	1125	1125
Handicap			243	243	243		729
Total			632	657	565	1125	1854
Team Points Won			0.0	0.0	0.0	0.0	0.0

Senior Singles 2024-25

Big Apple Fun Center

* Bowlers listed must have a minimum of 1 games.

Change in Average

Name	-----Old-----		Old Avg	---Average Change---			Total	---Average Change---			Weekly Over Avg Series Avg +/-
	Pins	Games		-1-	-2-	-3-		New - Old ---> +/-			
Tim Adkins	8684	51	170	145	168	158	471	169.54	- 170.27	= -0.74	471 - 510=-39
Kurt W. Axtell	253	3	84				0	84.33	- 84.33	= 0.00	
Ted Hall	7788	48	162	144	127	214	485	162.22	- 162.25	= -0.03	485 - 486=-1
Dave Jamrog	831	6	138				0	138.50	- 138.50	= 0.00	
Danny Jeffryes	5441	33	164	116	192	200	508	165.25	- 164.88	= 0.37	508 - 492=16
Gil K. Kindsfater	1734	12	144	128	150	104	382	141.07	- 144.50	= -3.43	382 - 432=-50
Ron G. Kramer	466	3	155				0	155.33	- 155.33	= 0.00	
Synda L. Levesque	5178	42	123	125	128	118	371	123.31	- 123.29	= 0.03	371 - 369=2
Donn Loy	1535	9	170				0	170.56	- 170.56	= 0.00	
Sean A. McBride	6558	45	145	109	144	135	388	144.71	- 145.73	= -1.03	388 - 435=-47
Nancy C. Menke	5293	36	147	126	130	160	416	146.38	- 147.03	= -0.64	416 - 441=-25
Marvin E. Miller	5563	42	132	134	136	140	410	132.73	- 132.45	= 0.28	410 - 396=14
Eddie Nelson	4279	36	118	151	152	103	406	120.13	- 118.86	= 1.27	406 - 354=52
Patsy A. Parkinson	1979	21	94	87	91	110	288	94.46	- 94.24	= 0.22	288 - 282=6
Rich K. Soderholm	520	3	173				0	173.33	- 173.33	= 0.00	
Tom Soderholm	7893	45	175	200	194	200	594	176.81	- 175.40	= 1.41	594 - 525=69
Evelyn K. Stittle	5655	39	145	151	171	109	431	144.90	- 145.00	= -0.10	431 - 435=-4
Bob G. Vogt	4871	30	162	167	158	228	553	164.36	- 162.37	= 2.00	553 - 486=67
Mark A. Yonkers	7076	36	196				0	196.56	- 196.56	= 0.00	

Senior Singles 2024-25

Big Apple Fun Center

* Bowlers listed must have a minimum of 1 games.

High Average Listing

	<u>Name</u>	<u>True Average</u>	<u>Pins</u>	<u>Gms</u>	<u>To Raise Avg +1</u>	<u>To Drop Avg -1</u>
1	Mark A. Yonkers	196.56	7076	36	607	567
2	Tom Soderholm	176.81	8487	48	540	488
3	Rich K. Soderholm	173.33	520	3	524	517
4	Donn Loy	170.56	1535	9	517	504
5	Tim Adkins	169.54	9155	54	535	477
6	Danny Jeffries	165.25	5949	36	525	485
7	Bob G. Vogt	164.36	5424	33	516	479
8	Ted Hall	162.22	8273	51	529	474
9	Ron G. Kramer	155.33	466	3	470	463
10	Nancy C. Menke	146.38	5709	39	465	422
11	Evelyn K. Stittle	144.90	6086	42	439	393
12	Sean A. McBride	144.71	6946	48	449	397
13	Gil K. Kindsfater	141.07	2116	15	440	421
14	Dave Jamrog	138.50	831	6	420	410
15	Marvin E. Miller	132.73	5973	45	411	362
16	Synda L. Levesque	123.31	5549	45	403	354
17	Eddie Nelson	120.13	4685	39	397	354
18	Patsy A. Parkinson	94.46	2267	24	298	270
19	Kurt W. Axtell	84.33	253	3	257	250

Senior Singles 2024-25

Big Apple Fun Center

* Bowlers listed must have a minimum of 22 games.

Note: This report includes information through January 24 which is Week 18 of 30

Most Improved Averages

Name	True		Most Improved		Name	True		Most Improved	
	Average	Gms	Avg	+/-		Average	Gms	Avg	+/-
Tom Soderholm	176.81	48	171	+5.81	Eddie Nelson	120.13	39	120	+0.13
Mark A. Yonkers	196.56	36	191	+5.56	Evelyn K. Stittle	144.90	42	146	-1.10
Nancy C. Menke	146.38	39	142	+4.38	Marvin E. Miller	132.73	45	134	-1.27
Sean A. McBride	144.71	48	141	+3.71	Synda L. Levesque	123.31	45	126	-2.69
Bob G. Vogt	164.36	33	163	+1.36	Tim Adkins	169.54	54	173	-3.46
Patsy A. Parkinson	94.46	24	94	+0.46	Ted Hall	162.22	51	169	-6.78
Danny Jeffryes	165.25	36	165	+0.25					

Senior Singles 2024-25

Big Apple Fun Center

* Bowlers listed must have a minimum of 1 games.

Most Pins Over Average

Name	-----Old-----		Old				Total	---Average Change---			Weekly Over Avg
	Pins	Games	Avg	-1-	-2-	-3-		New - Old ---> +/-	Series Avg +/-		
Tom Soderholm	7893	45	175	200	194	200	594	176.81	- 175.40	= 1.41	594 - 525=69
Bob G. Vogt	4871	30	162	167	158	228	553	164.36	- 162.37	= 2.00	553 - 486=67
Eddie Nelson	4279	36	118	151	152	103	406	120.13	- 118.86	= 1.27	406 - 354=52
Danny Jeffryes	5441	33	164	116	192	200	508	165.25	- 164.88	= 0.37	508 - 492=16
Marvin E. Miller	5563	42	132	134	136	140	410	132.73	- 132.45	= 0.28	410 - 396=14
Patsy A. Parkinson	1979	21	94	87	91	110	288	94.46	- 94.24	= 0.22	288 - 282=6
Synda L. Levesque	5178	42	123	125	128	118	371	123.31	- 123.29	= 0.03	371 - 369=2
Ted Hall	7788	48	162	144	127	214	485	162.22	- 162.25	= -0.03	485 - 486=-1
Evelyn K. Stittle	5655	39	145	151	171	109	431	144.90	- 145.00	= -0.10	431 - 435=-4
Nancy C. Menke	5293	36	147	126	130	160	416	146.38	- 147.03	= -0.64	416 - 441=-25
Tim Adkins	8684	51	170	145	168	158	471	169.54	- 170.27	= -0.74	471 - 510=-39
Sean A. McBride	6558	45	145	109	144	135	388	144.71	- 145.73	= -1.03	388 - 435=-47
Gil K. Kindsfater	1734	12	144	128	150	104	382	141.07	- 144.50	= -3.43	382 - 432=-50

Senior Singles 2024-25

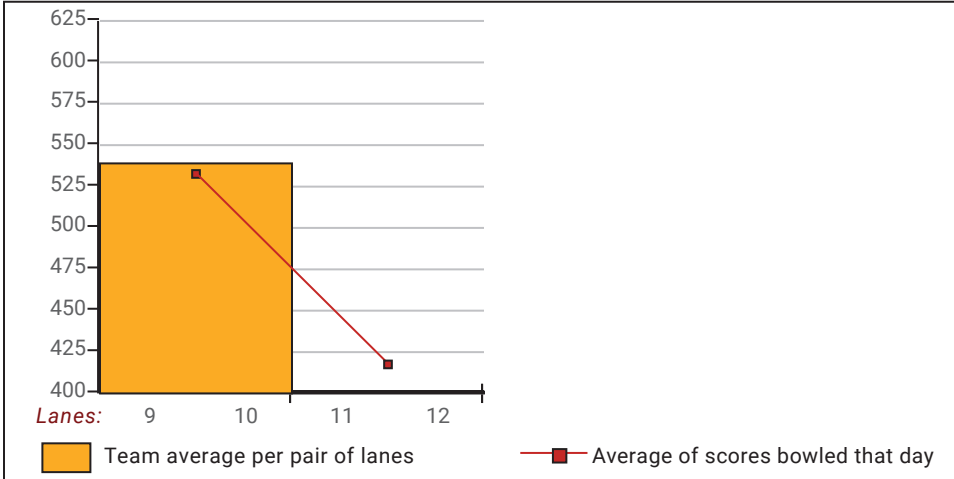
Big Apple Fun Center

This report is for scores bowled January 24 which is Week 18 of 30

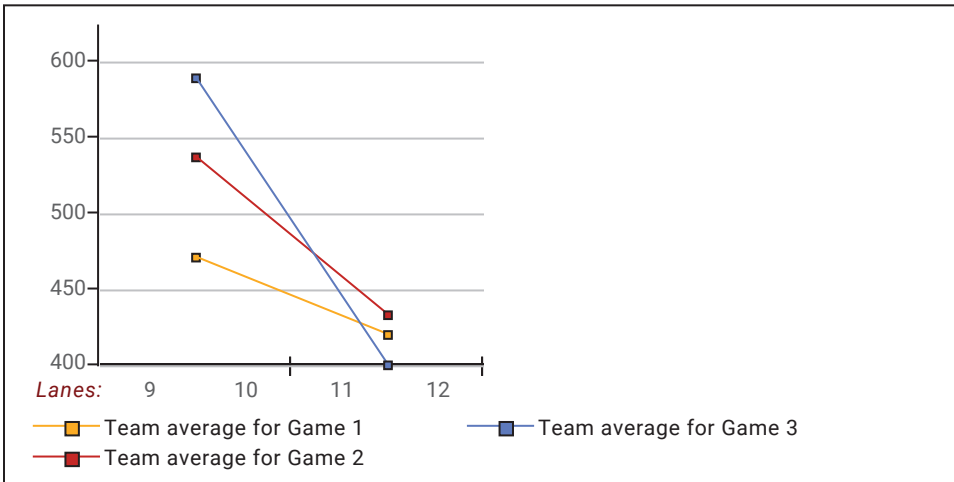
This Week's Statistics

	Over All	Men	Women
How many people bowled	13	8	5
Number of games bowled	39	24	15
Actual average of week's scores	146.23	157.96	127.47
How many games above average	20	12	8
How many games below average	19	12	7
Pins above/below average per game	1.54	1.21	2.07
How many people raised average by this amount	7 0.80	4 1.02	3 0.50
How many people went down by this amount	6 -0.99	4 -1.31	2 -0.37
League average before bowling	145.10	157.23	125.68
League average after bowling	145.07	157.09	125.84
Change in league average	-0.03	-0.15	0.15
800s	--	--	--
775s	--	--	--
750s	--	--	--
725s	--	--	--
700s	--	--	--
675s	--	--	--
650s	--	--	--
625s	--	--	--
600s	--	--	--
575s	1	1	--
550s	1	1	--
525s	--	--	--
500s	1	1	--
475s	1	1	--
450s	1	1	--
425s	1	--	1
400s	3	1	2
below 400	4	2	2
300s	--	--	--
275s	--	--	--
250s	--	--	--
225s	1	1	--
200s	4	4	--
175s	2	2	--
150s	10	5	5
125s	13	9	4
100s	7	3	4
below 100	2	--	2

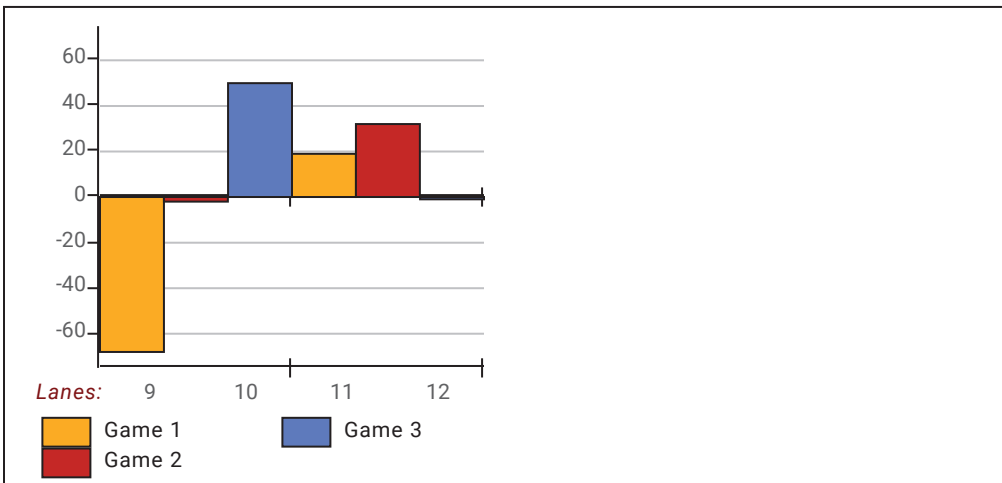
Team Average vs Avg of Scores



Average of Scores for Each Game

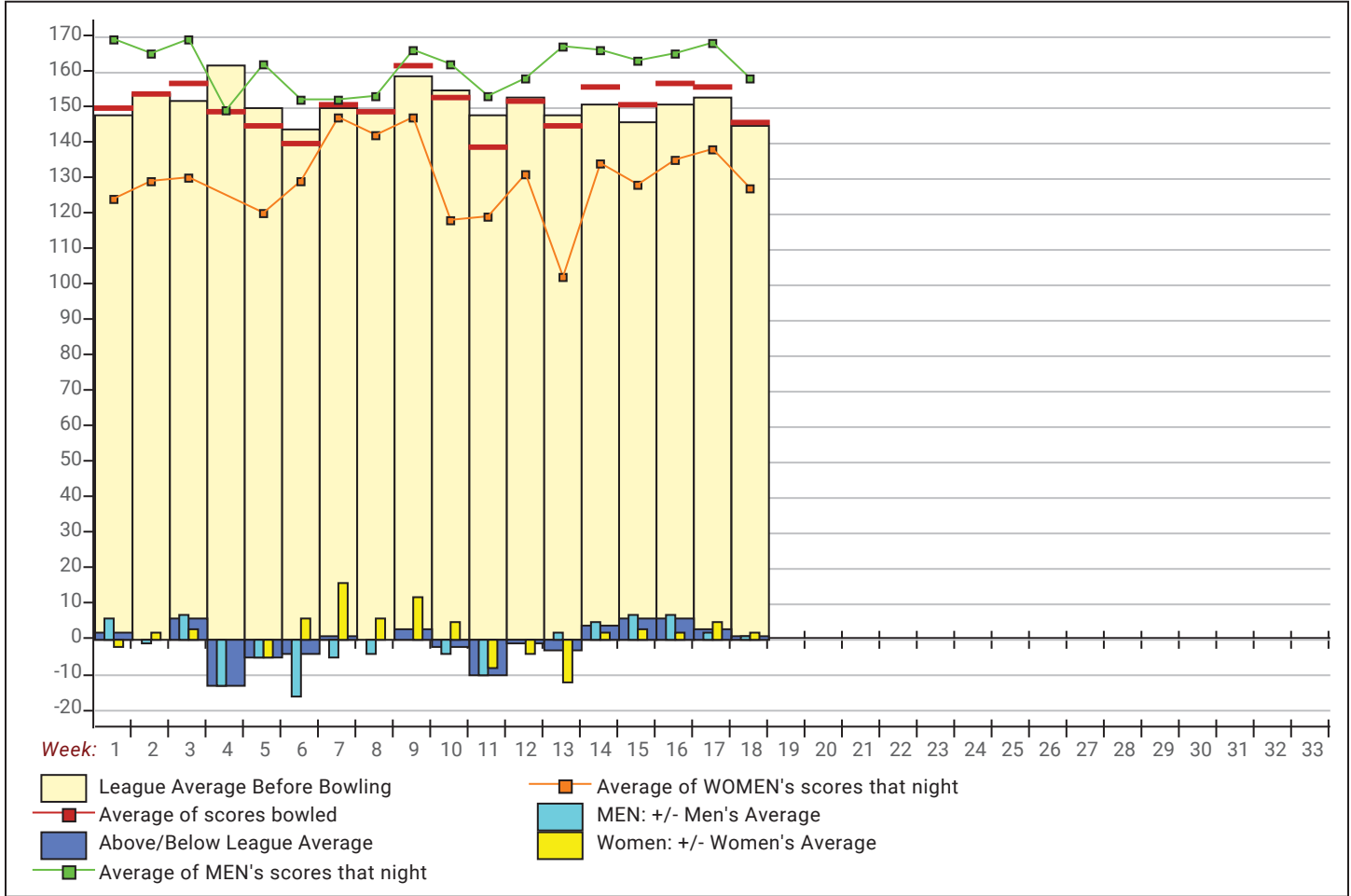


Amount Over/Under Team Average



This report is for scores bowled January 24 which is Week 18 of 30

League Average Week-by-Week



League Average Statistics for Last Week

	League	Right Hand	Left Hand	Men (Lft+Rt)	Women (Lft+Rt)
League Average Before Bowling	145.10	145.10		157.23	125.68
Average of scores bowled that night	146.23	146.23		157.96	127.47
New League Average After Bowling	145.07	145.07		157.09	125.84
Change in League Average	-.03	-.03		-.15	.15
People Who Bowled Over Average	7	7		4	3
People Who Bowled Under Average	6	6		4	2
Average Amount of Series Over Avg	32.29	32.29		41.50	20.00
Average Amount of Series Under Avg	-27.67	-27.67		-34.25	-14.50
Difference Avg, NiteAvg	1.54	1.54		1.21	2.07
Number of Bowlers	13	13		8	5
Number of Games Bowled	39	39		24	15
People Who Raised Their Average	7	7		4	3
Raised By an Average of This Amount	.80	.80		1.02	.50
People Who Lowered Their Average	6	6		4	2
Lowered By an Average of This Amou	-.99	-.99		-1.31	-.37
Number of Games Bowled Over Avera	20	20		12	8
Number of Games Bowled Under Avera	19	19		12	7

Note: Averages are based only on people who bowled.

Press Release -- 1/27/2025

1/24/2025 Week 18 of 30

Senior Singles 2024-25

Friday 1:00 pm

Big Apple Fun Center

Lanes 9 - 12

Last Week's Top Scores

	<u>Scratch Game</u>	<u>Scratch Series</u>	<u>Handicap Game</u>	<u>Handicap Series</u>
Men	228 Bob Vogt	594 Tom Soderholm	266 Bob Vogt	669 Tom Soderholm
	214 Ted Hall	553 Bob Vogt	252 Ted Hall	667 Bob Vogt
	200 Danny Jeffryes	508 Danny Jeffryes	236 Danny Jeffryes	616 Danny Jeffryes
	200 Tom Soderholm	485 Ted Hall	225 Tom Soderholm	614 Marvin Miller
	168 Tim Adkins	471 Tim Adkins	208 Marvin Miller	599 Ted Hall
	150 Gil Kindsfater	410 Marvin Miller	206 Gil Kindsfater	561 Tim Adkins
	144 Sean McBride	388 Sean McBride	199 Sean McBride	553 Sean McBride
140 Marvin Miller	382 Gil Kindsfater	198 Tim Adkins	550 Gil Kindsfater	
Women	171 Evelyn Stittle	431 Evelyn Stittle	234 Eddie Nelson	652 Eddie Nelson
	160 Nancy Menke	416 Nancy Menke	226 Evelyn Stittle	606 Patsy Parkinson
	152 Eddie Nelson	406 Eddie Nelson	216 Patsy Parkinson	602 Synda Levesque
	128 Synda Levesque	371 Synda Levesque	213 Nancy Menke	596 Evelyn Stittle
	110 Patsy Parkinson	288 Patsy Parkinson	205 Synda Levesque	575 Nancy Menke

Local and Bowling Center Awards

<u>Name</u>	<u>USBC ID Number</u>	<u>Award Average</u>	<u>Award Games</u>	<u>G1</u>	<u>G2</u>	<u>G3</u>	<u>Series</u>	<u>Award Score</u>	<u>Award Received</u>
Ted Hall	9726-4315 USBC	162	48	144	127	214	485	214	200 Game (Local Assoc. Awards)
Danny Jeffryes	1468-58 USBC	164	33	116	192	200	508	200	200 Game (Local Assoc. Awards)
Eddie Nelson	4132-1103 USBC	118	36	151	152	103	406	406	400 Series (Local Assoc. Awards)
	4132-1103 USBC	118	36	151	152	103	406	151	150 Game (Local Assoc. Awards)
	4132-1103 USBC	118	36	151	152	103	406	152	150 Game (Local Assoc. Awards)
Bob G. Vogt	1494-88 USBC	162	30	167	158	228	553	228	225 Game (Local Assoc. Awards)