

# Senior Singles 2024-25

Friday 1:00 pm

**Big Apple Fun Center**

Lanes 9 - 12

President: Nancy Menke (402)746-0268

Secretary/Treasurer: Sean McBride (308)293-2865

## Temporary Substitutes

### Men

Name	Avg	HDCP	Pins	Gms	High Game	High Sers	HDCP Game	HDCP Sers	0's	100's	200's	0's	400's	500's
Tim Adkins	167	33	6544	39	208	583	235	661	--	35	4	--	5	8
Kurt W. Axtell	84	116	253	3	99	253	215	601	3	--	--	1	--	--
Ted Hall	161	39	6289	39	215	579	225	600	--	35	4	1	8	4
Dave Jamrog	133	67	400	3	144	400	211	601	--	3	--	--	1	--
Danny Jeffryes	164	36	4449	27	222	547	268	706	--	24	3	--	5	4
Gil K. Kindsfater	141	59	849	6	158	444	210	600	--	6	--	--	2	--
Donn Loy	151	49	454	3	158	454	207	601	--	3	--	--	1	--
Sean A. McBride	144	56	4767	33	196	496	257	670	--	33	--	3	8	--
Marvin E. Miller	134	66	4049	30	186	481	240	643	2	28	--	3	7	--
Tom Soderholm	170	30	5615	33	255	585	286	677	1	28	4	1	4	6
Bob G. Vogt	165	35	3961	24	202	537	241	650	1	22	1	--	4	4
Mark A. Yonkers	192	8	5199	27	252	640	259	688	--	17	10	--	--	9

### Women

Name	Avg	HDCP	Pins	Gms	High Game	High Sers	HDCP Game	HDCP Sers	0's	100's	200's	0's	400's	500's
Synda L. Levesque	123	77	4090	33	163	418	253	683	2	31	--	8	3	--
Nancy C. Menke	142	58	3410	24	177	453	236	645	--	24	--	1	7	--
Eddie Nelson	119	81	2857	24	154	386	228	632	2	22	--	8	--	--
Patsy A. Parkinson	95	105	1721	18	137	340	224	601	13	5	--	6	--	--
Evelyn K. Stittle	143	57	3884	27	202	510	260	684	--	26	1	3	5	1

## Last Week's Top Scores

	Scratch Game	Scratch Series	Handicap Game	Handicap Series
<b>Men</b>	214 Tom Soderholm	571 Tom Soderholm	246 Tom Soderholm	667 Tom Soderholm
	204 Mark Yonkers	556 Mark Yonkers	227 Tim Adkins	648 Bob Vogt
	194 Tim Adkins	537 Bob Vogt	225 Bob Vogt	604 Marvin Miller
	188 Bob Vogt	501 Tim Adkins	225 Ted Hall	600 Tim Adkins
	187 Ted Hall	435 Ted Hall	211 Mark Yonkers	577 Mark Yonkers
	142 Marvin Miller	406 Marvin Miller	208 Marvin Miller	549 Ted Hall
<b>Women</b>	129 Eddie Nelson	332 Eddie Nelson	214 Patsy Parkinson	572 Eddie Nelson
	125 Synda Levesque	326 Synda Levesque	209 Eddie Nelson	571 Patsy Parkinson
	111 Patsy Parkinson	262 Patsy Parkinson	200 Synda Levesque	551 Synda Levesque

## Season High Scores

	Scratch Game	Scratch Series	Handicap Game	Handicap Series
<b>Men</b>	255 Tom Soderholm	640 Mark Yonkers	286 Tom Soderholm	706 Danny Jeffryes
	252 Mark Yonkers	585 Tom Soderholm	268 Danny Jeffryes	688 Mark Yonkers
	222 Danny Jeffryes	583 Tim Adkins	259 Mark Yonkers	677 Tom Soderholm
	215 Ted Hall	579 Ted Hall	257 Sean McBride	670 Sean McBride
	208 Tim Adkins	547 Danny Jeffryes	241 Bob Vogt	661 Tim Adkins
	202 Bob Vogt	537 Bob Vogt	240 Marvin Miller	650 Bob Vogt
	196 Sean McBride	496 Sean McBride	235 Tim Adkins	643 Marvin Miller
	186 Marvin Miller	481 Marvin Miller	225 Ted Hall	601 Donn Loy
	158 Donn Loy	454 Donn Loy	215 Kurt Axtell	601 Kurt Axtell
	158 Gil Kindsfater	444 Gil Kindsfater	211 Dave Jamrog	601 Dave Jamrog
<b>Women</b>	202 Evelyn Stittle	510 Evelyn Stittle	260 Evelyn Stittle	684 Evelyn Stittle
	177 Nancy Menke	453 Nancy Menke	253 Synda Levesque	683 Synda Levesque
	163 Synda Levesque	418 Synda Levesque	236 Nancy Menke	645 Nancy Menke
	154 Eddie Nelson	386 Eddie Nelson	228 Eddie Nelson	632 Eddie Nelson
	137 Patsy Parkinson	340 Patsy Parkinson	224 Patsy Parkinson	601 Patsy Parkinson

**Individual High Averages**

<b>Men</b>	192.56	Mark Yonkers	<b>Women</b>	143.85	Evelyn Stittle
	170.15	Tom Soderholm		142.08	Nancy Menke
	167.79	Tim Adkins		123.94	Synda Levesque
	165.04	Bob Vogt		119.04	Eddie Nelson

**Most Improved Average**

<b>Men</b>	141	to	144.45	=	+3.45	Sean McBride	<b>Women</b>	142	to	142.08	=	+0.08	Nancy Menke
	163	to	165.04	=	+2.04	Bob Vogt		120	to	119.04	=	-0.96	Eddie Nelson
	191	to	192.56	=	+1.56	Mark Yonkers		126	to	123.94	=	-2.06	Synda Levesque
	134	to	134.97	=	+0.97	Marvin Miller		146	to	143.85	=	-2.15	Evelyn Stittle

**Most Un-Improved Averages**

<b>Men</b>	169	to	161.26	=	-7.74	Ted Hall	<b>Women</b>	146	to	143.85	=	-2.15	Evelyn Stittle
	173	to	167.79	=	-5.21	Tim Adkins		126	to	123.94	=	-2.06	Synda Levesque
	171	to	170.15	=	-0.85	Tom Soderholm		120	to	119.04	=	-0.96	Eddie Nelson
	165	to	164.78	=	-0.22	Danny Jeffryes		142	to	142.08	=	+0.08	Nancy Menke

# Senior Singles 2024-25

## Big Apple Fun Center

### Reprint of Scores -- Week 13

#### Lane 9 1 - Group 1 Week 13 12/6/2024

Name	Old	Old	-1-	-2-	-3-	Total	HDCP
	Avg	HDCP					Total
Ted Hall	162	38	187	130	118	435	549
Mark A. Yonkers	193	7	204	161	191	556	577
			====	====	====	====	====
Scratch Total			391	291	309	991	991
Handicap			45	45	45		135
Total			436	336	354	991	1126
Team Points Won			0.0	0.0	0.0	0.0	0.0

#### Lane 10 2 - Group 2 Week 13 12/6/2024

Name	Old	Old	-1-	-2-	-3-	Total	HDCP
	Avg	HDCP					Total
Marvin E. Miller	134	66	129	135	142	406	604
Tim Adkins	167	33	147	160	194	501	600
			====	====	====	====	====
Scratch Total			276	295	336	907	907
Handicap			99	99	99		297
Total			375	394	435	907	1204
Team Points Won			0.0	0.0	0.0	0.0	0.0

#### Lane 11 3 - Group 3 Week 13 12/6/2024

Name	Old	Old	-1-	-2-	-3-	Total	HDCP
	Avg	HDCP					Total
Tom Soderholm	168	32	157	200	214	571	667
Synda L. Levesque	125	75	97	104	125	326	551
Bob G. Vogt	163	37	178	171	188	537	648
			====	====	====	====	====
Scratch Total			432	475	527	1434	1434
Handicap			144	144	144		432
Total			576	619	671	1434	1866
Team Points Won			0.0	0.0	0.0	0.0	0.0

#### Lane 12 4 - Group 4 Week 13 12/6/2024

Name	Old	Old	-1-	-2-	-3-	Total	HDCP
	Avg	HDCP					Total
Patsy A. Parkinson	97	103	77	74	111	262	571
Eddie Nelson	120	80	129	93	110	332	572
			====	====	====	====	====
Scratch Total			206	167	221	594	594
Handicap			183	183	183		549
Total			389	350	404	594	1143
Team Points Won			0.0	0.0	0.0	0.0	0.0

# Senior Singles 2024-25

## Big Apple Fun Center

\* Bowlers listed must have a minimum of 1 games.

### Change in Average

Name	-----Old-----		Old					---Average Change---			Weekly Over Avg
	Pins	Games	Avg	-1-	-2-	-3-	Total	New - Old	---> +/-	Series Avg +/-	
Tim Adkins	6043	36	167	147	160	194	501	167.79 - 167.86	= -0.07	501 - 501=0	
Kurt W. Axtell	253	3	84				0	84.33 - 84.33	= 0.00		
Ted Hall	5854	36	162	187	130	118	435	161.26 - 162.61	= -1.35	435 - 486=-51	
Dave Jamrog	400	3	133				0	133.33 - 133.33	= 0.00		
Danny Jeffryes	4449	27	164				0	164.78 - 164.78	= 0.00		
Gil K. Kindsfater	849	6	141				0	141.50 - 141.50	= 0.00		
Synda L. Levesque	3764	30	125	97	104	125	326	123.94 - 125.47	= -1.53	326 - 375=-49	
Donn Loy	454	3	151				0	151.33 - 151.33	= 0.00		
Sean A. McBride	4767	33	144				0	144.45 - 144.45	= 0.00		
Nancy C. Menke	3410	24	142				0	142.08 - 142.08	= 0.00		
Marvin E. Miller	3643	27	134	129	135	142	406	134.97 - 134.93	= 0.04	406 - 402=4	
Eddie Nelson	2525	21	120	129	93	110	332	119.04 - 120.24	= -1.20	332 - 360=-28	
Patsy A. Parkinson	1459	15	97	77	74	111	262	95.61 - 97.27	= -1.66	262 - 291=-29	
Tom Soderholm	5044	30	168	157	200	214	571	170.15 - 168.13	= 2.02	571 - 504=67	
Evelyn K. Stittle	3884	27	143				0	143.85 - 143.85	= 0.00		
Bob G. Vogt	3424	21	163	178	171	188	537	165.04 - 163.05	= 1.99	537 - 489=48	
Mark A. Yonkers	4643	24	193	204	161	191	556	192.56 - 193.46	= -0.90	556 - 579=-23	

# Senior Singles 2024-25

## Big Apple Fun Center

\* Bowlers listed must have a minimum of 1 games.

### High Average Listing

	<u>Name</u>	<u>True Average</u>	<u>Pins</u>	<u>Gms</u>	<u>To Raise Avg +1</u>	<u>To Drop Avg -1</u>
1	Mark A. Yonkers	192.56	5199	27	591	560
2	Tom Soderholm	170.15	5615	33	541	504
3	Tim Adkins	167.79	6544	39	512	469
4	Bob G. Vogt	165.04	3961	24	521	493
5	Danny Jeffries	164.78	4449	27	501	470
6	Ted Hall	161.26	6289	39	515	472
7	Donn Loy	151.33	454	3	458	451
8	Sean A. McBride	144.45	4767	33	453	416
9	Evelyn K. Stittle	143.85	3884	27	436	405
10	Nancy C. Menke	142.08	3410	24	451	423
11	Gil K. Kindsfater	141.50	849	6	429	419
12	Marvin E. Miller	134.97	4049	30	406	372
13	Dave Jamrog	133.33	400	3	404	397
14	Synda L. Levesque	123.94	4090	33	374	337
15	Eddie Nelson	119.04	2857	24	383	355
16	Patsy A. Parkinson	95.61	1721	18	295	273
17	Kurt W. Axtell	84.33	253	3	257	250

# Senior Singles 2024-25

## Big Apple Fun Center

\* Bowlers listed must have a minimum of 22 games.

Note: This report includes information through December 6 which is Week 13 of 30

### Most Improved Averages

Name	True		Most Improved		Name	True		Most Improved	
	Average	Gms	Avg	+/-		Average	Gms	Avg	+/-
Sean A. McBride	144.45	33	141	+3.45	Tom Soderholm	170.15	33	171	-0.85
Bob G. Vogt	165.04	24	163	+2.04	Eddie Nelson	119.04	24	120	-0.96
Mark A. Yonkers	192.56	27	191	+1.56	Synda L. Levesque	123.94	33	126	-2.06
Marvin E. Miller	134.97	30	134	+0.97	Evelyn K. Stittle	143.85	27	146	-2.15
Nancy C. Menke	142.08	24	142	+0.08	Tim Adkins	167.79	39	173	-5.21
Danny Jeffryes	164.78	27	165	-0.22	Ted Hall	161.26	39	169	-7.74

# Senior Singles 2024-25

## Big Apple Fun Center

\* Bowlers listed must have a minimum of 1 games.

### Most Pins Over Average

Name	-----Old-----		Old				---Average Change---				Weekly Over Avg
	Pins	Games	Avg	-1-	-2-	-3-	Total	New - Old	---> +/-	Series Avg +/-	
Tom Soderholm	5044	30	168	157	200	214	571	170.15	- 168.13	= 2.02	571 - 504=67
Bob G. Vogt	3424	21	163	178	171	188	537	165.04	- 163.05	= 1.99	537 - 489=48
Marvin E. Miller	3643	27	134	129	135	142	406	134.97	- 134.93	= 0.04	406 - 402=4
Tim Adkins	6043	36	167	147	160	194	501	167.79	- 167.86	= -0.07	501 - 501=0
Mark A. Yonkers	4643	24	193	204	161	191	556	192.56	- 193.46	= -0.90	556 - 579=-23
Eddie Nelson	2525	21	120	129	93	110	332	119.04	- 120.24	= -1.20	332 - 360=-28
Patsy A. Parkinson	1459	15	97	77	74	111	262	95.61	- 97.27	= -1.66	262 - 291=-29
Synda L. Levesque	3764	30	125	97	104	125	326	123.94	- 125.47	= -1.53	326 - 375=-49
Ted Hall	5854	36	162	187	130	118	435	161.26	- 162.61	= -1.35	435 - 486=-51

# Senior Singles 2024-25

## Big Apple Fun Center

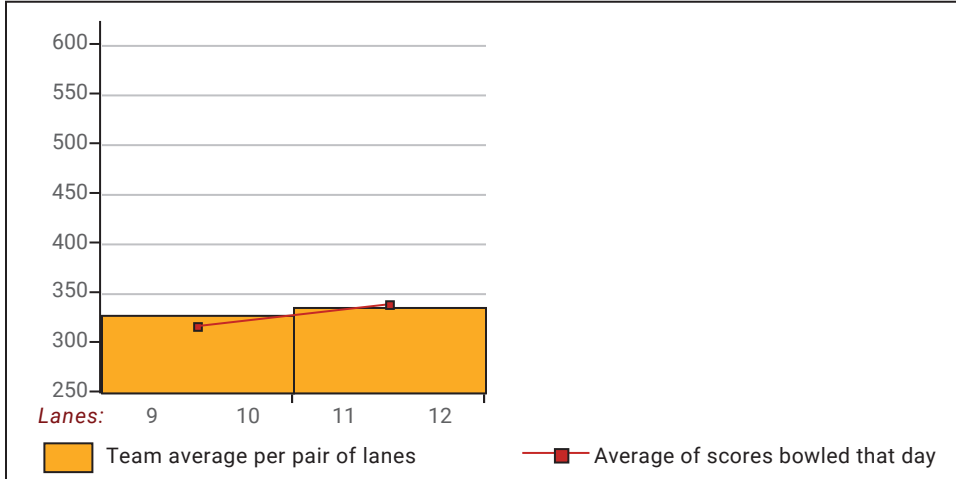
This report is for scores bowled December 6 which is Week 13 of 30

### This Week's Statistics

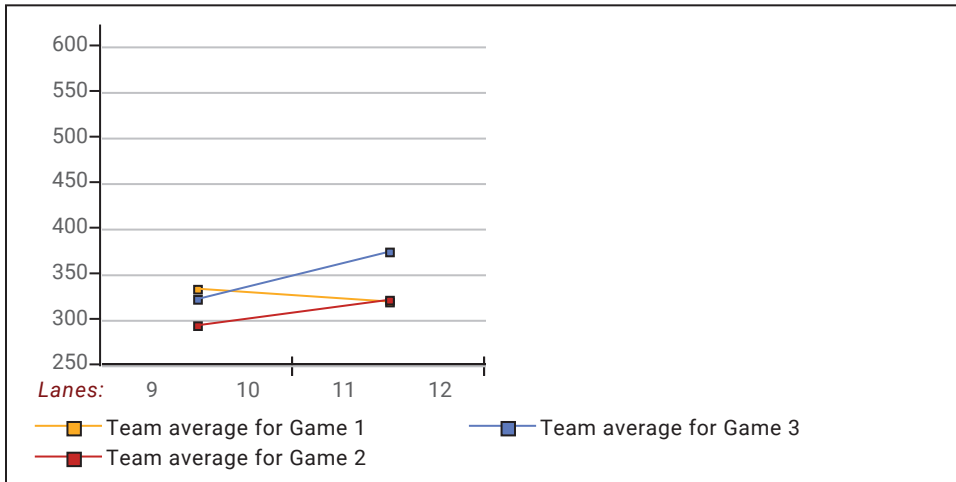
	Over All	Men	Women
How many people bowled	9	6	3
Number of games bowled	27	18	9
Actual average of week's scores	145.41	167.00	102.22
How many games above average	12	10	2
How many games below average	14	8	6
Pins above/below average per game	-2.26	2.50	-11.78
How many people raised average	3	3	--
by this amount	1.35	1.35	0.00
How many people went down	6	3	3
by this amount	-1.12	-0.77	-1.46
League average before bowling	148.11	165.01	114.32
League average after bowling	147.82	165.29	112.86
Change in league average	-0.29	0.29	-1.46
800s	--	--	--
775s	--	--	--
750s	--	--	--
725s	--	--	--
700s	--	--	--
675s	--	--	--
650s	--	--	--
625s	--	--	--
600s	--	--	--
575s	--	--	--
550s	2	2	--
525s	1	1	--
500s	1	1	--
475s	--	--	--
450s	--	--	--
425s	1	1	--
400s	1	1	--
below 400	3	--	3
300s	--	--	--
275s	--	--	--
250s	--	--	--
225s	--	--	--
200s	3	3	--
175s	5	5	--
150s	4	4	--
125s	7	5	2
100s	4	1	3
below 100	4	--	4



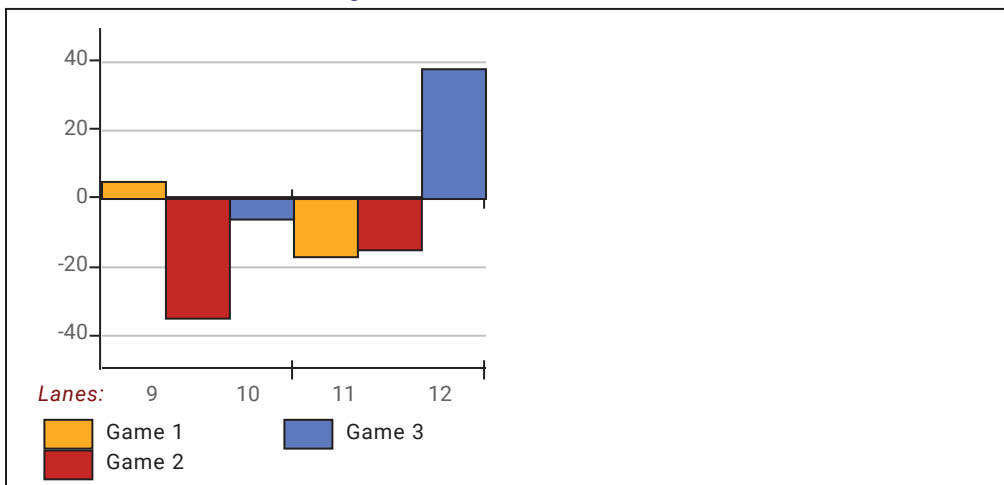
**Team Average vs Avg of Scores**



**Average of Scores for Each Game**

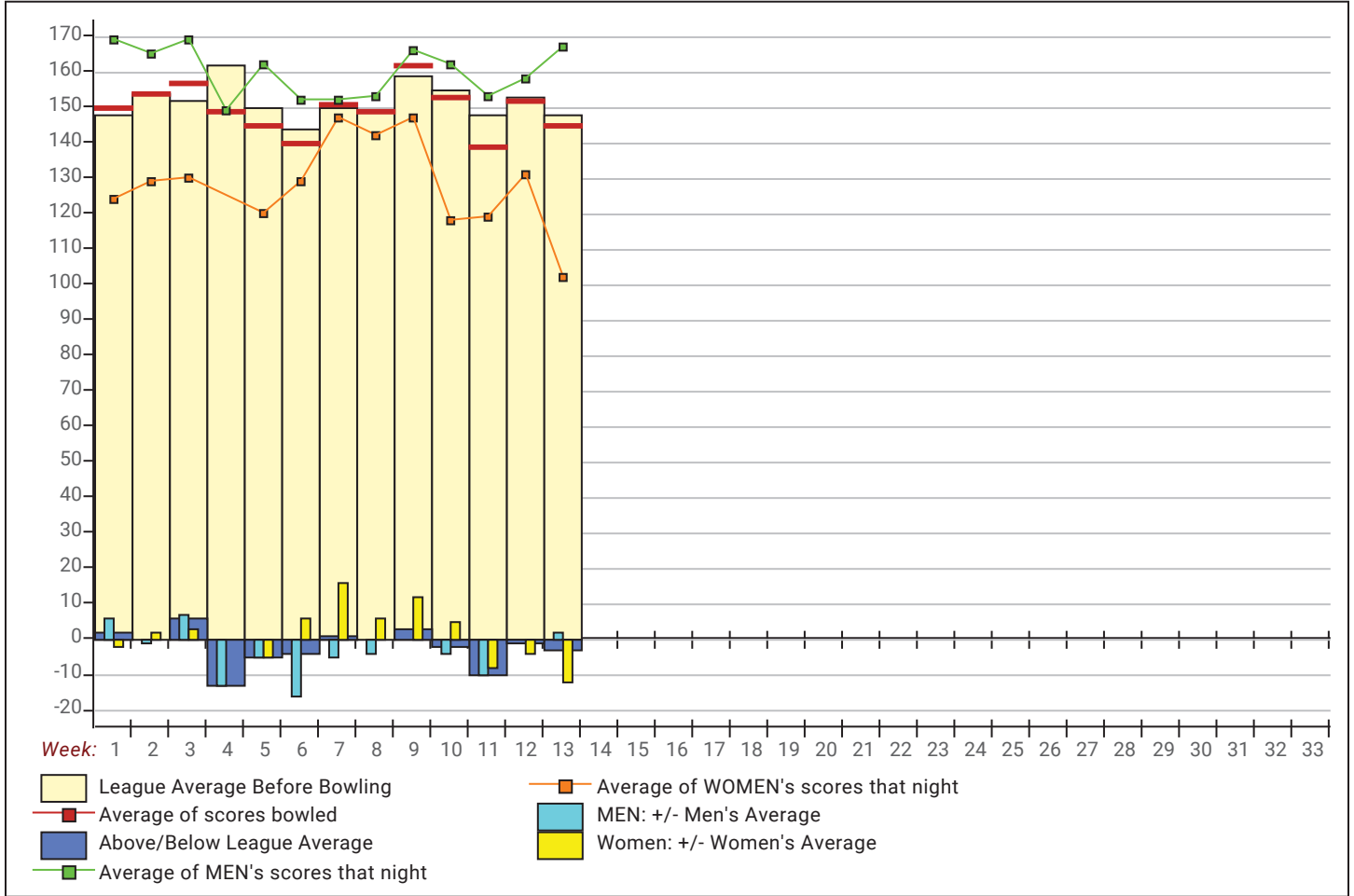


**Amount Over/Under Team Average**



This report is for scores bowled December 6 which is Week 13 of 30

**League Average Week-by-Week**



**League Average Statistics for Last Week**

	League	Right Hand	Left Hand	Men (Lft+Rt)	Women (Lft+Rt)
League Average Before Bowling	148.11	148.11		165.01	114.32
Average of scores bowled that night	145.41	145.41		167.00	102.22
New League Average After Bowling	147.82	147.82		165.29	112.86
Change in League Average	-0.29	-0.29		0.29	-1.46
People Who Bowled Over Average	3	3		3	
People Who Bowled Under Average	6	6		3	3
Average Amount of Series Over Avg	39.67	39.67		39.67	
Average Amount of Series Under Avg	-30.00	-30.00		-24.67	-35.33
Difference Avg, NiteAvg	-2.26	-2.26		2.50	-11.78
Number of Bowlers	9	9		6	3
Number of Games Bowled	27	27		18	9
People Who Raised Their Average	3	3		3	
Raised By an Average of This Amount	1.35	1.35		1.35	
People Who Lowered Their Average	6	6		3	3
Lowered By an Average of This Amou	-1.12	-1.12		-0.77	-1.46
Number of Games Bowled Over Avera	12	12		10	2
Number of Games Bowled Under Avera	14	14		8	6

Note: Averages are based only on people who bowled.

# Press Release -- 12/13/2024

12/6/2024 Week 13 of 30

## Senior Singles 2024-25

Friday 1:00 pm

**Big Apple Fun Center**

Lanes 9 - 12

### Last Week's Top Scores

	<u>Scratch Game</u>	<u>Scratch Series</u>	<u>Handicap Game</u>	<u>Handicap Series</u>
<b>Men</b>	214 Tom Soderholm 204 Mark Yonkers 194 Tim Adkins 188 Bob Vogt 187 Ted Hall 142 Marvin Miller	571 Tom Soderholm 556 Mark Yonkers 537 Bob Vogt 501 Tim Adkins 435 Ted Hall 406 Marvin Miller	246 Tom Soderholm 227 Tim Adkins 225 Bob Vogt 225 Ted Hall 211 Mark Yonkers 208 Marvin Miller	667 Tom Soderholm 648 Bob Vogt 604 Marvin Miller 600 Tim Adkins 577 Mark Yonkers 549 Ted Hall
<b>Women</b>	129 Eddie Nelson 125 Synda Levesque 111 Patsy Parkinson	332 Eddie Nelson 326 Synda Levesque 262 Patsy Parkinson	214 Patsy Parkinson 209 Eddie Nelson 200 Synda Levesque	572 Eddie Nelson 571 Patsy Parkinson 551 Synda Levesque