

Senior Singles 2024-25

Friday 1:00 pm

Big Apple Fun Center

Lanes 9 - 12

President: Nancy Menke (402)746-0268

Secretary/Treasurer: Sean McBride (308)293-2865

Temporary Substitutes

Men

Name	Avg	HDCP	Pins	Gms	High Game	High Sers	HDCP Game	HDCP Sers	0's	100's	200's	0's	400's	500's
Tim Adkins	170	30	5621	33	208	583	235	661	--	29	4	--	4	7
Kurt W. Axtell	84	116	253	3	99	253	215	601	3	--	--	1	--	--
Ted Hall	163	37	5383	33	215	579	225	600	--	29	4	1	6	4
Danny Jeffryes	165	35	3968	24	222	547	268	706	--	21	3	--	4	4
Gil K. Kindsfater	148	52	444	3	156	444	208	600	--	3	--	--	1	--
Donn Loy	151	49	454	3	158	454	207	601	--	3	--	--	1	--
Sean A. McBride	144	56	4330	30	196	496	257	670	--	30	--	3	7	--
Marvin E. Miller	134	66	3237	24	186	481	240	643	2	22	--	3	5	--
Tom Soderholm	165	35	4472	27	255	585	286	668	1	24	2	1	4	4
Bob G. Vogt	161	39	2903	18	187	524	230	650	1	17	--	--	4	2
Mark A. Yonkers	191	9	4027	21	252	640	259	688	--	14	7	--	--	7

Women

Name	Avg	HDCP	Pins	Gms	High Game	High Sers	HDCP Game	HDCP Sers	0's	100's	200's	0's	400's	500's
Synda L. Levesque	125	75	3764	30	163	418	253	683	1	29	--	7	3	--
Nancy C. Menke	142	58	3002	21	177	453	236	645	--	21	--	1	6	--
Eddie Nelson	118	82	2139	18	154	379	228	601	1	17	--	6	--	--
Patsy A. Parkinson	97	103	1459	15	137	340	224	601	11	4	--	5	--	--
Evelyn K. Stittle	145	55	3496	24	202	510	260	684	--	23	1	2	5	1

Last Week's Top Scores

	Scratch Game	Scratch Series	Handicap Game	Handicap Series
Men	222 Mark Yonkers	554 Mark Yonkers	230 Mark Yonkers	670 Sean McBride
	183 Danny Jeffryes	496 Sean McBride	230 Marvin Miller	615 Marvin Miller
	168 Sean McBride	495 Danny Jeffryes	226 Sean McBride	600 Danny Jeffryes
	164 Marvin Miller	459 Tim Adkins	218 Danny Jeffryes	578 Mark Yonkers
	158 Tim Adkins	417 Marvin Miller	188 Tom Soderholm	543 Tim Adkins
	158 Tom Soderholm	396 Ted Hall	186 Tim Adkins	498 Ted Hall
	149 Ted Hall	392 Tom Soderholm	183 Ted Hall	482 Tom Soderholm
Women	177 Nancy Menke	453 Nancy Menke	236 Nancy Menke	630 Nancy Menke
	156 Evelyn Stittle	417 Evelyn Stittle	215 Eddie Nelson	579 Evelyn Stittle
	135 Eddie Nelson	339 Eddie Nelson	210 Evelyn Stittle	579 Eddie Nelson
	108 Synda Levesque	316 Synda Levesque	194 Patsy Parkinson	558 Patsy Parkinson
	94 Patsy Parkinson	258 Patsy Parkinson	181 Synda Levesque	535 Synda Levesque

Season High Scores

	Scratch Game	Scratch Series	Handicap Game	Handicap Series
Men	255 Tom Soderholm	640 Mark Yonkers	286 Tom Soderholm	706 Danny Jeffryes
	252 Mark Yonkers	585 Tom Soderholm	268 Danny Jeffryes	688 Mark Yonkers
	222 Danny Jeffryes	583 Tim Adkins	259 Mark Yonkers	670 Sean McBride
	215 Ted Hall	579 Ted Hall	257 Sean McBride	668 Tom Soderholm
	208 Tim Adkins	547 Danny Jeffryes	240 Marvin Miller	661 Tim Adkins
	196 Sean McBride	524 Bob Vogt	235 Tim Adkins	650 Bob Vogt
	187 Bob Vogt	496 Sean McBride	230 Bob Vogt	643 Marvin Miller
	186 Marvin Miller	481 Marvin Miller	225 Ted Hall	601 Donn Loy
	158 Donn Loy	454 Donn Loy	215 Kurt Axtell	601 Kurt Axtell
	156 Gil Kindsfater	444 Gil Kindsfater	208 Gil Kindsfater	600 Gil Kindsfater
				600 Ted Hall
Women	202 Evelyn Stittle	510 Evelyn Stittle	260 Evelyn Stittle	684 Evelyn Stittle
	177 Nancy Menke	453 Nancy Menke	253 Synda Levesque	683 Synda Levesque
	163 Synda Levesque	418 Synda Levesque	236 Nancy Menke	645 Nancy Menke
	154 Eddie Nelson	379 Eddie Nelson	228 Eddie Nelson	601 Patsy Parkinson
	137 Patsy Parkinson	340 Patsy Parkinson	224 Patsy Parkinson	601 Eddie Nelson

Individual High Averages

Men	191.76	Mark Yonkers	Women	145.67	Evelyn Stittle
	170.33	Tim Adkins		142.95	Nancy Menke
	165.63	Tom Soderholm		125.47	Synda Levesque
	165.33	Danny Jeffryes			

Most Improved Average

Men	141	to	144.33	=	+3.33	Sean McBride	Women	142	to	142.95	=	+0.95	Nancy Menke
	134	to	134.88	=	+0.88	Marvin Miller		146	to	145.67	=	-0.33	Evelyn Stittle
	191	to	191.76	=	+0.76	Mark Yonkers		126	to	125.47	=	-0.53	Synda Levesque
	165	to	165.33	=	+0.33	Danny Jeffryes			to	97.27	=		Patsy Parkinson

Most Un-Improved Averages

Men	169	to	163.12	=	-5.88	Ted Hall	Women	126	to	125.47	=	-0.53	Synda Levesque
	171	to	165.63	=	-5.37	Tom Soderholm		146	to	145.67	=	-0.33	Evelyn Stittle
	173	to	170.33	=	-2.67	Tim Adkins		142	to	142.95	=	+0.95	Nancy Menke
	165	to	165.33	=	+0.33	Danny Jeffryes							

Senior Singles 2024-25

Big Apple Fun Center

Reprint of Scores -- Week 11

Lane 9 2 - Group 2 Week 11 11/15/2024

Name	Old	Old						HDCP
	Avg	HDCP	-1-	-2-	-3-	Total	Total	
Mark A. Yonkers	192	8	222	180	152	554	578	
Ted Hall	166	34	126	121	149	396	498	
Danny Jeffries	165	35	153	183	159	495	600	
			====	====	====	====	====	
Scratch Total			501	484	460	1445	1445	
Handicap			77	77	77		231	
Total			578	561	537	1445	1676	
Team Points Won			0.0	0.0	0.0	0.0	0.0	

Lane 10 4 - Group 4 Week 11 11/15/2024

Name	Old	Old						HDCP
	Avg	HDCP	-1-	-2-	-3-	Total	Total	
Marvin E. Miller	134	66	164	146	107	417	615	
Sean A. McBride	142	58	162	166	168	496	670	
Tim Adkins	172	28	145	156	158	459	543	
			====	====	====	====	====	
Scratch Total			471	468	433	1372	1372	
Handicap			152	152	152		456	
Total			623	620	585	1372	1828	
Team Points Won			0.0	0.0	0.0	0.0	0.0	

Lane 11 3 - Group 3 Week 11 11/15/2024

Name	Old	Old						HDCP
	Avg	HDCP	-1-	-2-	-3-	Total	Total	
Tom Soderholm	170	30	99	158	135	392	482	
Nancy C. Menke	141	59	165	111	177	453	630	
Synda L. Levesque	127	73	100	108	108	316	535	
			====	====	====	====	====	
Scratch Total			364	377	420	1161	1161	
Handicap			162	162	162		486	
Total			526	539	582	1161	1647	
Team Points Won			0.0	0.0	0.0	0.0	0.0	

Lane 12 1 - Group 1 Week 11 11/15/2024

Name	Old	Old						HDCP
	Avg	HDCP	-1-	-2-	-3-	Total	Total	
Patsy A. Parkinson	100	100	72	94	92	258	558	
Eddie Nelson	120	80	135	105	99	339	579	
Evelyn K. Stittle	146	54	144	117	156	417	579	
			====	====	====	====	====	
Scratch Total			351	316	347	1014	1014	
Handicap			234	234	234		702	
Total			585	550	581	1014	1716	
Team Points Won			0.0	0.0	0.0	0.0	0.0	

Senior Singles 2024-25

Big Apple Fun Center

* Bowlers listed must have a minimum of 1 games.

Change in Average

Name	-----Old-----		Old					---Average Change---			Weekly Over Avg
	Pins	Games	Avg	-1-	-2-	-3-	Total	New - Old	---> +/-	Series Avg +/-	
Tim Adkins	5162	30	172	145	156	158	459	170.33	- 172.07	= -1.73	459 - 516=-57
Kurt W. Axtell	253	3	84				0	84.33	- 84.33	= 0.00	
Ted Hall	4987	30	166	126	121	149	396	163.12	- 166.23	= -3.11	396 - 498=-102
Danny Jeffryes	3473	21	165	153	183	159	495	165.33	- 165.38	= -0.05	495 - 495=0
Gil K. Kindsfater	444	3	148				0	148.00	- 148.00	= 0.00	
Synda L. Levesque	3448	27	127	100	108	108	316	125.47	- 127.70	= -2.24	316 - 381=-65
Donn Loy	454	3	151				0	151.33	- 151.33	= 0.00	
Sean A. McBride	3834	27	142	162	166	168	496	144.33	- 142.00	= 2.33	496 - 426=70
Nancy C. Menke	2549	18	141	165	111	177	453	142.95	- 141.61	= 1.34	453 - 423=30
Marvin E. Miller	2820	21	134	164	146	107	417	134.88	- 134.29	= 0.59	417 - 402=15
Eddie Nelson	1800	15	120	135	105	99	339	118.83	- 120.00	= -1.17	339 - 360=-21
Patsy A. Parkinson	1201	12	100	72	94	92	258	97.27	- 100.08	= -2.82	258 - 300=-42
Tom Soderholm	4080	24	170	99	158	135	392	165.63	- 170.00	= -4.37	392 - 510=-118
Evelyn K. Stittle	3079	21	146	144	117	156	417	145.67	- 146.62	= -0.95	417 - 438=-21
Bob G. Vogt	2903	18	161				0	161.28	- 161.28	= 0.00	
Mark A. Yonkers	3473	18	192	222	180	152	554	191.76	- 192.94	= -1.18	554 - 576=-22

Senior Singles 2024-25

Big Apple Fun Center

* Bowlers listed must have a minimum of 1 games.

High Average Listing

	Name	True Average	Pins	Gms	To Raise Avg +1	To Drop Avg -1
1	Mark A. Yonkers	191.76	4027	21	581	556
2	Tim Adkins	170.33	5621	33	535	498
3	Tom Soderholm	165.63	4472	27	508	477
4	Danny Jeffryes	165.33	3968	24	514	486
5	Ted Hall	163.12	5383	33	521	484
6	Bob G. Vogt	161.28	2903	18	499	477
7	Donn Loy	151.33	454	3	458	451
8	Gil K. Kindsfater	148.00	444	3	450	443
9	Evelyn K. Stittle	145.67	3496	24	446	418
10	Sean A. McBride	144.33	4330	30	455	421
11	Nancy C. Menke	142.95	3002	21	430	405
12	Marvin E. Miller	134.88	3237	24	408	380
13	Synda L. Levesque	125.47	3764	30	394	360
14	Eddie Nelson	118.83	2139	18	360	338
15	Patsy A. Parkinson	97.27	1459	15	305	286
16	Kurt W. Axtell	84.33	253	3	257	250

Senior Singles 2024-25

Big Apple Fun Center

* Bowlers listed must have a minimum of 22 games.

Note: This report includes information through November 15 which is Week 11 of 30

Most Improved Averages

Name	True Average	Gms	Most Improved Avg	+/-	Name	True Average	Gms	Most Improved Avg	+/-
Sean A. McBride	144.33	30	141	+3.33	Synda L. Levesque	125.47	30	126	-0.53
Marvin E. Miller	134.88	24	134	+0.88	Tim Adkins	170.33	33	173	-2.67
Danny Jeffryes	165.33	24	165	+0.33	Tom Soderholm	165.63	27	171	-5.37
Evelyn K. Stittle	145.67	24	146	-0.33	Ted Hall	163.12	33	169	-5.88

Senior Singles 2024-25

Big Apple Fun Center

* Bowlers listed must have a minimum of 1 games.

Most Pins Over Average

Name	-----Old-----		Old				Total	---Average Change---			Weekly Over Avg		
	Pins	Games	Avg	-1-	-2-	-3-		New - Old ---> +/-	Series Avg +/-				
Sean A. McBride	3834	27	142	162	166	168	496	144.33	-	142.00	=	2.33	496 - 426=70
Nancy C. Menke	2549	18	141	165	111	177	453	142.95	-	141.61	=	1.34	453 - 423=30
Marvin E. Miller	2820	21	134	164	146	107	417	134.88	-	134.29	=	0.59	417 - 402=15
Danny Jeffryes	3473	21	165	153	183	159	495	165.33	-	165.38	=	-0.05	495 - 495=0
Evelyn K. Stittle	3079	21	146	144	117	156	417	145.67	-	146.62	=	-0.95	417 - 438=-21
Eddie Nelson	1800	15	120	135	105	99	339	118.83	-	120.00	=	-1.17	339 - 360=-21
Mark A. Yonkers	3473	18	192	222	180	152	554	191.76	-	192.94	=	-1.18	554 - 576=-22
Patsy A. Parkinson	1201	12	100	72	94	92	258	97.27	-	100.08	=	-2.82	258 - 300=-42
Tim Adkins	5162	30	172	145	156	158	459	170.33	-	172.07	=	-1.73	459 - 516=-57
Synda L. Levesque	3448	27	127	100	108	108	316	125.47	-	127.70	=	-2.24	316 - 381=-65
Ted Hall	4987	30	166	126	121	149	396	163.12	-	166.23	=	-3.11	396 - 498=-102
Tom Soderholm	4080	24	170	99	158	135	392	165.63	-	170.00	=	-4.37	392 - 510=-118

Senior Singles 2024-25

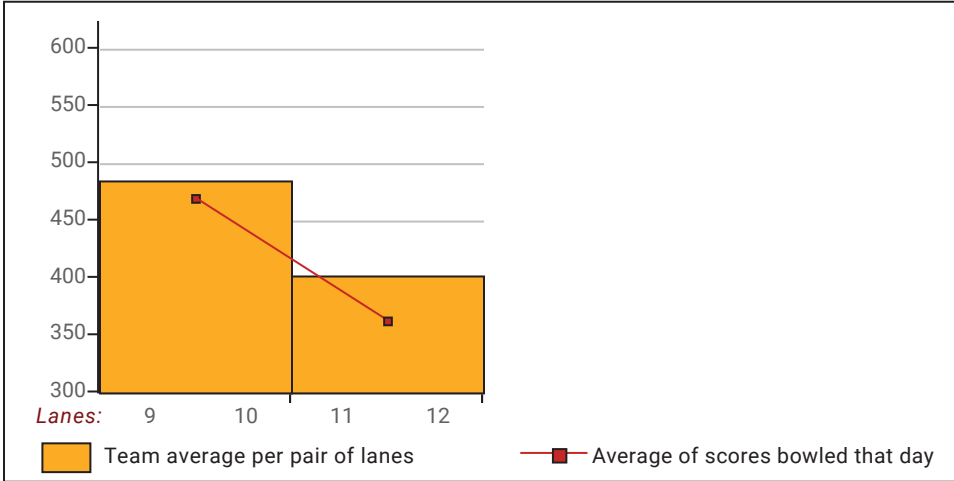
Big Apple Fun Center

This report is for scores bowled November 15 which is Week 11 of 30

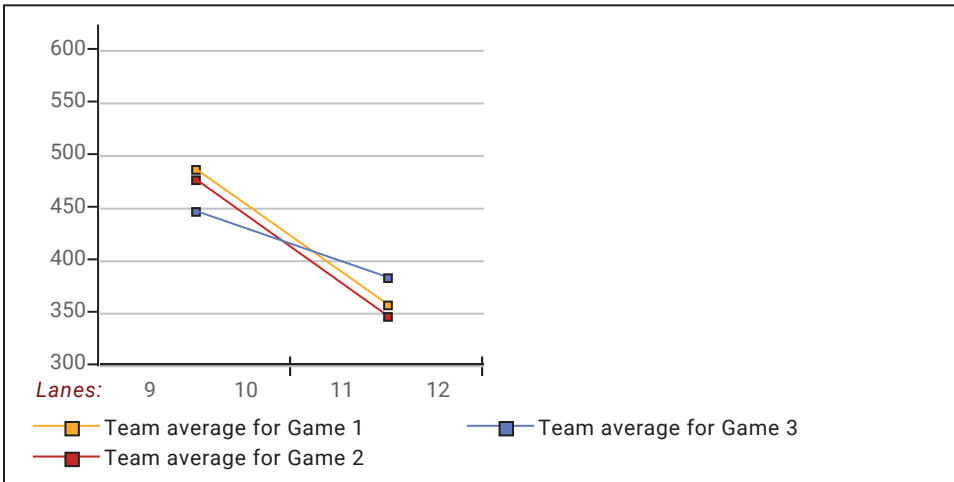
This Week's Statistics

	Over All	Men	Women
How many people bowled	12	7	5
Number of games bowled	36	21	15
Actual average of week's scores	138.67	152.81	118.87
How many games above average	11	7	4
How many games below average	25	14	11
Pins above/below average per game	-9.25	-10.19	-7.93
How many people raised average by this amount	3 1.42	2 1.46	1 1.34
How many people went down by this amount	9 -1.96	5 -2.09	4 -1.79
League average before bowling	148.24	163.27	127.20
League average after bowling	147.13	162.20	126.04
Change in league average	-1.11	-1.07	-1.17
800s	--	--	--
775s	--	--	--
750s	--	--	--
725s	--	--	--
700s	--	--	--
675s	--	--	--
650s	--	--	--
625s	--	--	--
600s	--	--	--
575s	--	--	--
550s	1	1	--
525s	--	--	--
500s	--	--	--
475s	2	2	--
450s	2	1	1
425s	--	--	--
400s	2	1	1
below 400	5	2	3
300s	--	--	--
275s	--	--	--
250s	--	--	--
225s	--	--	--
200s	1	1	--
175s	3	2	1
150s	12	10	2
125s	7	5	2
100s	8	2	6
below 100	5	1	4

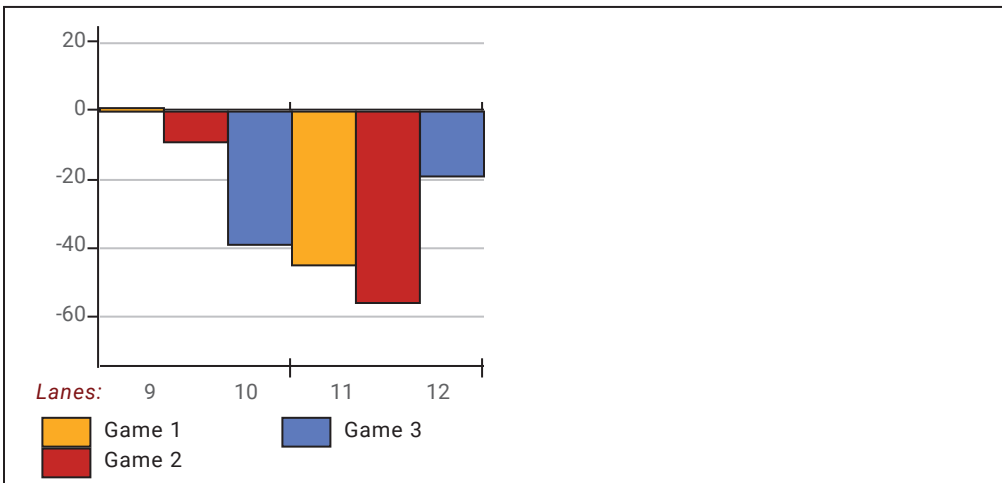
Team Average vs Avg of Scores



Average of Scores for Each Game

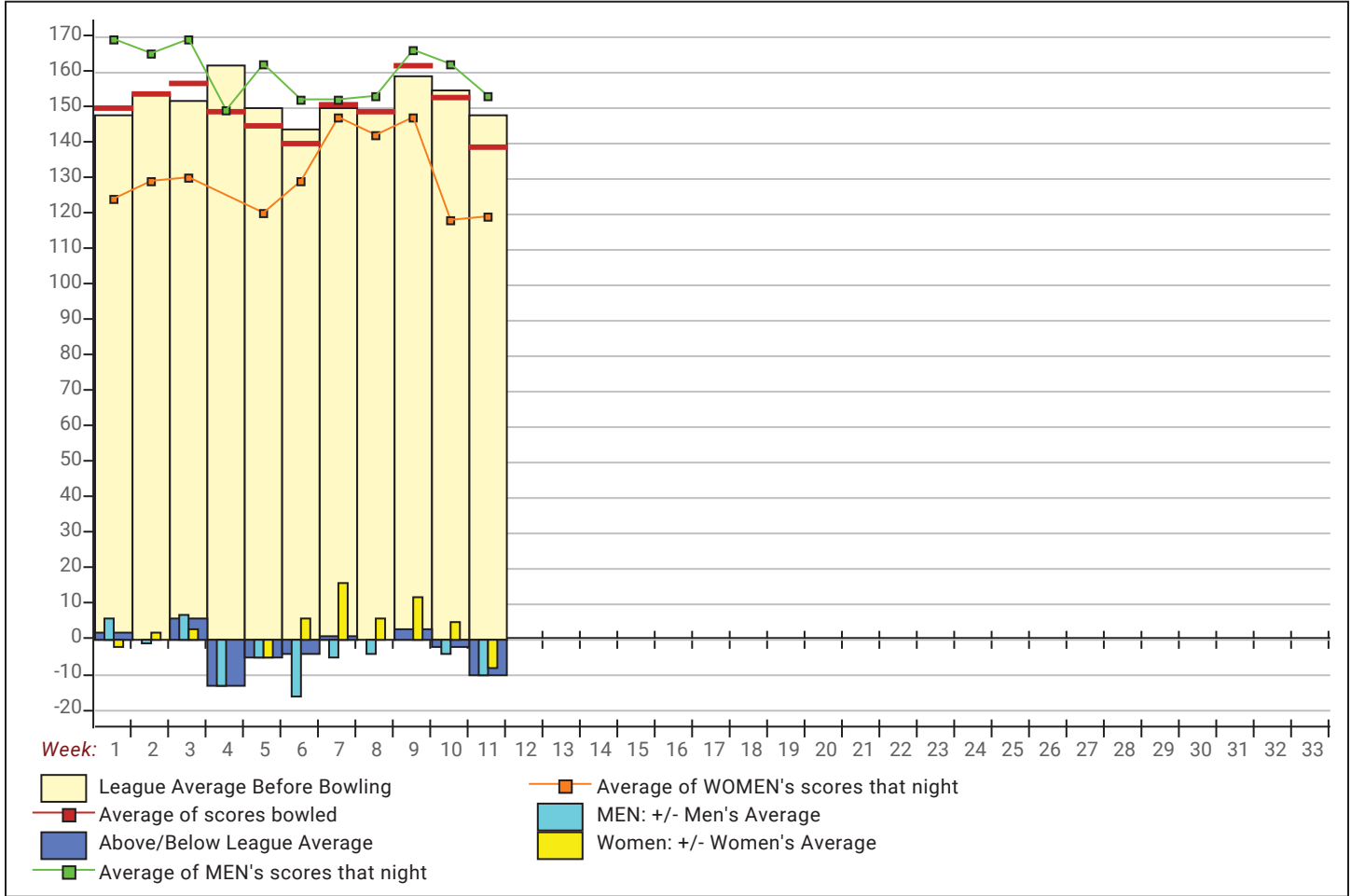


Amount Over/Under Team Average



This report is for scores bowled November 15 which is Week 11 of 30

League Average Week-by-Week



League Average Statistics for Last Week

	League	Right Hand	Left Hand	Men (Lft+Rt)	Women (Lft+Rt)
League Average Before Bowling	148.24	148.24		163.27	127.20
Average of scores bowled that night	138.67	138.67		152.81	118.87
New League Average After Bowling	147.13	147.13		162.20	126.04
Change in League Average	-1.11	-1.11		-1.07	-1.17
People Who Bowled Over Average	3	3		2	1
People Who Bowled Under Average	9	9		5	4
Average Amount of Series Over Avg	38.33	38.33		42.50	30.00
Average Amount of Series Under Avg	-49.78	-49.78		-59.80	-37.25
Difference Avg, NiteAvg	-9.25	-9.25		-10.19	-7.93
Number of Bowlers	12	12		7	5
Number of Games Bowled	36	36		21	15
People Who Raised Their Average	3	3		2	1
Raised By an Average of This Amount	1.42	1.42		1.46	1.34
People Who Lowered Their Average	9	9		5	4
Lowered By an Average of This Amou	-1.96	-1.96		-2.09	-1.79
Number of Games Bowled Over Avera	11	11		7	4
Number of Games Bowled Under Avera	25	25		14	11

Note: Averages are based only on people who bowled.

Press Release -- 11/16/2024

11/15/2024 Week 11 of 30

Senior Singles 2024-25

Friday 1:00 pm

Big Apple Fun Center

Lanes 9 - 12

Last Week's Top Scores

	<u>Scratch Game</u>	<u>Scratch Series</u>	<u>Handicap Game</u>	<u>Handicap Series</u>
Men	222 Mark Yonkers	554 Mark Yonkers	230 Mark Yonkers	670 Sean McBride
	183 Danny Jeffryes	496 Sean McBride	230 Marvin Miller	615 Marvin Miller
	168 Sean McBride	495 Danny Jeffryes	226 Sean McBride	600 Danny Jeffryes
	164 Marvin Miller	459 Tim Adkins	218 Danny Jeffryes	578 Mark Yonkers
	158 Tim Adkins	417 Marvin Miller	188 Tom Soderholm	543 Tim Adkins
	158 Tom Soderholm	396 Ted Hall	186 Tim Adkins	498 Ted Hall
	149 Ted Hall	392 Tom Soderholm	183 Ted Hall	482 Tom Soderholm
Women	177 Nancy Menke	453 Nancy Menke	236 Nancy Menke	630 Nancy Menke
	156 Evelyn Stittle	417 Evelyn Stittle	215 Eddie Nelson	579 Evelyn Stittle
	135 Eddie Nelson	339 Eddie Nelson	210 Evelyn Stittle	579 Eddie Nelson
	108 Synda Levesque	316 Synda Levesque	194 Patsy Parkinson	558 Patsy Parkinson
	94 Patsy Parkinson	258 Patsy Parkinson	181 Synda Levesque	535 Synda Levesque