

Senior Singles 2025-26

Friday 1:00 pm

Big Apple Fun Center

Lanes 9 - 12

President: Nancy Menke (402)746-0268

Secretary/Treasurer: Sean McBride (308)293-2865

Temporary Substitutes

Men

Name	Avg	HDCP	Pins	Gms	High Game	High Sers	HDCP Game	HDCP Sers	0's	100's	200's	0's	400's	500's
Tim Adkins	163	37	3924	24	218	605	260	731	--	22	2	--	4	4
Ted Hall	152	48	3669	24	201	542	237	635	--	23	1	1	6	1
Danny Jeffryes	128	72	384	3	136	384	208	600	--	3	--	1	--	--
Sean A. McBride	145	55	873	6	168	440	222	602	--	6	--	--	2	--
Tom R. Nickerson	158	42	1423	9	186	544	240	706	--	9	--	--	2	1
John P. Polen	149	51	2696	18	194	493	249	694	1	17	--	1	5	--
Tony Smith	145	55	3487	24	188	541	244	709	1	23	--	1	6	1
Tom Soderholm	168	32	1514	9	214	511	244	601	--	8	1	--	1	2
Bob G. Vogt	152	48	3212	21	192	496	249	667	--	21	--	1	6	--
Mark A. Yonkers	177	23	2659	15	212	559	239	640	--	12	3	--	--	5

Women

Name	Avg	HDCP	Pins	Gms	High Game	High Sers	HDCP Game	HDCP Sers	0's	100's	200's	0's	400's	500's
Synda L. Levesque	114	86	2753	24	156	392	246	656	4	20	--	8	--	--
Nancy C. Menke	138	62	2078	15	176	450	241	651	--	15	--	2	3	--
Eddie Nelson	116	84	2804	24	159	395	245	653	4	20	--	8	--	--
Evelyn K. Stittle	135	65	2435	18	160	444	225	639	--	18	--	3	3	--

Last Week's Top Scores

	Scratch Game	Scratch Series	Handicap Game	Handicap Series
Men	218 Tim Adkins	605 Tim Adkins	260 Tim Adkins	731 Tim Adkins
	188 Ted Hall	544 Tom Nickerson	243 Tony Smith	706 Tom Nickerson
	186 Tom Nickerson	492 Tom Soderholm	240 Tom Nickerson	663 Tony Smith
	185 Tony Smith	489 Tony Smith	237 Ted Hall	635 Bob Vogt
	179 Tom Soderholm	488 Bob Vogt	218 Bob Vogt	635 Ted Hall
	169 Bob Vogt	488 Ted Hall	209 Tom Soderholm	582 Tom Soderholm
Women	176 Nancy Menke	450 Nancy Menke	241 Nancy Menke	656 Synda Levesque
	144 Synda Levesque	392 Synda Levesque	232 Synda Levesque	645 Nancy Menke
	136 Eddie Nelson	338 Eddie Nelson	219 Eddie Nelson	587 Eddie Nelson

Season High Scores

	Scratch Game	Scratch Series	Handicap Game	Handicap Series	
Men	218 Tim Adkins	605 Tim Adkins	260 Tim Adkins	731 Tim Adkins	
	214 Tom Soderholm	559 Mark Yonkers	249 Bob Vogt	709 Tony Smith	
	212 Mark Yonkers	544 Tom Nickerson	249 John Polen	706 Tom Nickerson	
	201 Ted Hall	542 Ted Hall	244 Tom Soderholm	694 John Polen	
	194 John Polen	541 Tony Smith	244 Tony Smith	667 Bob Vogt	
	192 Bob Vogt	511 Tom Soderholm	240 Tom Nickerson	640 Mark Yonkers	
	188 Tony Smith	496 Bob Vogt	239 Mark Yonkers	635 Ted Hall	
	186 Tom Nickerson	493 John Polen	237 Ted Hall	602 Sean McBride	
	168 Sean McBride	440 Sean McBride	222 Sean McBride	601 Tom Soderholm	
	136 Danny Jeffryes	384 Danny Jeffryes	208 Danny Jeffryes	600 Danny Jeffryes	
	Women	176 Nancy Menke	450 Nancy Menke	246 Synda Levesque	656 Synda Levesque
		160 Evelyn Stittle	444 Evelyn Stittle	245 Eddie Nelson	653 Eddie Nelson
159 Eddie Nelson		395 Eddie Nelson	241 Nancy Menke	651 Nancy Menke	
156 Synda Levesque		392 Synda Levesque	225 Evelyn Stittle	639 Evelyn Stittle	

Individual High Averages

Men	163.50	Tim Adkins	Women	116.83	Eddie Nelson
	152.95	Bob Vogt		114.71	Synda Levesque
	152.88	Ted Hall			
	145.29	Tony Smith			

Most Improved Average

Men	158	to	163.50	=	+5.50	Tim Adkins	Women	112	to	114.71	=	+2.71	Synda Levesque
	142	to	145.29	=	+3.29	Tony Smith		117	to	116.83	=	-0.17	Eddie Nelson
	151	to	152.88	=	+1.88	Ted Hall			to	135.28	=		Evelyn Stittle
	152	to	152.95	=	+0.95	Bob Vogt			to	138.53	=		Nancy Menke

Most Un-Improved Averages

Men	152	to	152.95	=	+0.95	Bob Vogt	Women	117	to	116.83	=	-0.17	Eddie Nelson
	151	to	152.88	=	+1.88	Ted Hall		112	to	114.71	=	+2.71	Synda Levesque
	142	to	145.29	=	+3.29	Tony Smith							
	158	to	163.50	=	+5.50	Tim Adkins							

Senior Singles 2025-26

Big Apple Fun Center Reprint of Scores -- Week 8

Lane 9 1 - Group 1 Week 8 10/24/2025

Name	Old	Old	HDCP				
	Avg	HDCP	-1-	-2-	-3-	Total	Total
Tony Smith	142	58	185	138	166	489	663
Tom R. Nickerson	146	54	172	186	186	544	706
			====	====	====	====	====
Scratch Total			357	324	352	1033	1033
Handicap			112	112	112		336
Total			469	436	464	1033	1369
Team Points Won			0.0	0.0	0.0	0.0	0.0

Lane 10 3 - Group 3 Week 8 10/24/2025

Name	Old	Old	HDCP				
	Avg	HDCP	-1-	-2-	-3-	Total	Total
Ted Hall	151	49	149	188	151	488	635
Bob G. Vogt	151	49	169	160	159	488	635
			====	====	====	====	====
Scratch Total			318	348	310	976	976
Handicap			98	98	98		294
Total			416	446	408	976	1270
Team Points Won			0.0	0.0	0.0	0.0	0.0

Lane 11 2 - Group 2 Week 8 10/24/2025

Name	Old	Old	HDCP				
	Avg	HDCP	-1-	-2-	-3-	Total	Total
Tom Soderholm	170	30	148	179	165	492	582
Nancy C. Menke	135	65	158	176	116	450	645
Synda L. Levesque	112	88	144	143	105	392	656
			====	====	====	====	====
Scratch Total			450	498	386	1334	1334
Handicap			183	183	183		549
Total			633	681	569	1334	1883
Team Points Won			0.0	0.0	0.0	0.0	0.0

Lane 12 4 - Group 4 Week 8 10/24/2025

Name	Old	Old	HDCP				
	Avg	HDCP	-1-	-2-	-3-	Total	Total
Tim Adkins	158	42	185	218	202	605	731
Eddie Nelson	117	83	136	96	106	338	587
			====	====	====	====	====
Scratch Total			321	314	308	943	943
Handicap			125	125	125		375
Total			446	439	433	943	1318
Team Points Won			0.0	0.0	0.0	0.0	0.0

Senior Singles 2025-26

Big Apple Fun Center

* Bowlers listed must have a minimum of 1 games.

Change in Average

Name	-----Old-----		Old Avg	-1-	-2-	-3-	Total	---Average Change---			Weekly Over Avg Series Avg +/-
	Pins	Games						New - Old	---> +/-		
Tim Adkins	3319	21	158	185	218	202	605	163.50	- 158.05	= 5.45	605 - 474=131
Ted Hall	3181	21	151	149	188	151	488	152.88	- 151.48	= 1.40	488 - 453=35
Danny Jeffryes	384	3	128				0	128.00	- 128.00	= 0.00	
Synda L. Levesque	2361	21	112	144	143	105	392	114.71	- 112.43	= 2.28	392 - 336=56
Sean A. McBride	873	6	145				0	145.50	- 145.50	= 0.00	
Nancy C. Menke	1628	12	135	158	176	116	450	138.53	- 135.67	= 2.87	450 - 405=45
Eddie Nelson	2466	21	117	136	96	106	338	116.83	- 117.43	= -0.60	338 - 351=-13
Tom R. Nickerson	879	6	146	172	186	186	544	158.11	- 146.50	= 11.61	544 - 438=106
John P. Polen	2696	18	149				0	149.78	- 149.78	= 0.00	
Tony Smith	2998	21	142	185	138	166	489	145.29	- 142.76	= 2.53	489 - 426=63
Tom Soderholm	1022	6	170	148	179	165	492	168.22	- 170.33	= -2.11	492 - 510=-18
Evelyn K. Stittle	2435	18	135				0	135.28	- 135.28	= 0.00	
Bob G. Vogt	2724	18	151	169	160	159	488	152.95	- 151.33	= 1.62	488 - 453=35
Mark A. Yonkers	2659	15	177				0	177.27	- 177.27	= 0.00	

Senior Singles 2025-26

Big Apple Fun Center

* Bowlers listed must have a minimum of 1 games.

High Average Listing

	<u>Name</u>	<u>True Average</u>	<u>Pins</u>	<u>Gms</u>	<u>To Raise Avg +1</u>	<u>To Drop Avg -1</u>
1	Mark A. Yonkers	177.27	2659	15	545	526
2	Tom Soderholm	168.22	1514	9	514	501
3	Tim Adkins	163.50	3924	24	504	476
4	Tom R. Nickerson	158.11	1423	9	485	472
5	Bob G. Vogt	152.95	3212	21	460	435
6	Ted Hall	152.88	3669	24	462	434
7	John P. Polen	149.78	2696	18	454	432
8	Sean A. McBride	145.50	873	6	441	431
9	Tony Smith	145.29	3487	24	455	427
10	Nancy C. Menke	138.53	2078	15	424	405
11	Evelyn K. Stittle	135.28	2435	18	421	399
12	Danny Jeffryes	128.00	384	3	390	383
13	Eddie Nelson	116.83	2804	24	355	327
14	Synda L. Levesque	114.71	2753	24	352	324

Senior Singles 2025-26

Big Apple Fun Center

* Bowlers listed must have a minimum of 22 games.

Note: This report includes information through October 24 which is Week 8 of 30

Most Improved Averages

<u>Name</u>	<u>True Average</u>	<u>Gms</u>	<u>Most Improved</u>		<u>Name</u>	<u>True Average</u>	<u>Gms</u>	<u>Most Improved</u>	
			<u>Avg</u>	<u>+/-</u>				<u>Avg</u>	<u>+/-</u>
Tim Adkins	163.50	24	158	+5.50	Ted Hall	152.88	24	151	+1.88
Tony Smith	145.29	24	142	+3.29	Eddie Nelson	116.83	24	117	-0.17
Synda L. Levesque	114.71	24	112	+2.71					

Senior Singles 2025-26

Big Apple Fun Center

* Bowlers listed must have a minimum of 1 games.

Most Pins Over Average

Name	-----Old-----		Old				---Average Change---				Weekly Over Avg
	Pins	Games	Avg	-1-	-2-	-3-	Total	New - Old	---> +/-	Series Avg +/-	
Tim Adkins	3319	21	158	185	218	202	605	163.50 - 158.05	= 5.45	605 - 474=131	
Tom R. Nickerson	879	6	146	172	186	186	544	158.11 - 146.50	= 11.61	544 - 438=106	
Tony Smith	2998	21	142	185	138	166	489	145.29 - 142.76	= 2.53	489 - 426=63	
Synda L. Levesque	2361	21	112	144	143	105	392	114.71 - 112.43	= 2.28	392 - 336=56	
Nancy C. Menke	1628	12	135	158	176	116	450	138.53 - 135.67	= 2.87	450 - 405=45	
Bob G. Vogt	2724	18	151	169	160	159	488	152.95 - 151.33	= 1.62	488 - 453=35	
Ted Hall	3181	21	151	149	188	151	488	152.88 - 151.48	= 1.40	488 - 453=35	
Eddie Nelson	2466	21	117	136	96	106	338	116.83 - 117.43	= -0.60	338 - 351=-13	
Tom Soderholm	1022	6	170	148	179	165	492	168.22 - 170.33	= -2.11	492 - 510=-18	

Senior Singles 2025-26

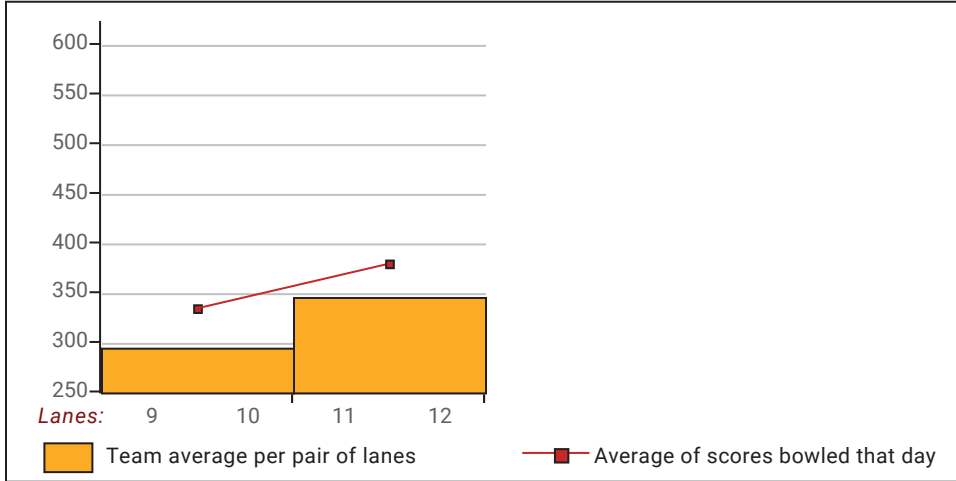
Big Apple Fun Center

This report is for scores bowled October 24 which is Week 8 of 30

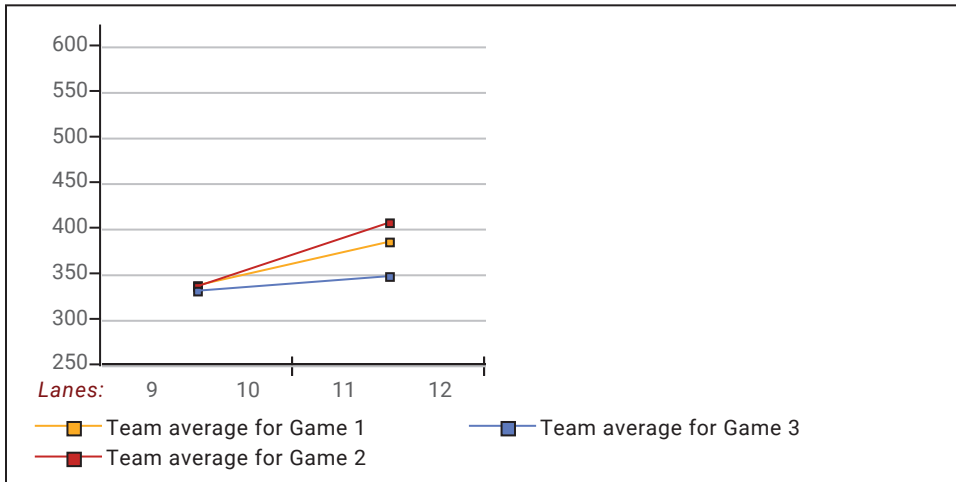
This Week's Statistics

	Over All	Men	Women
How many people bowled	9	6	3
Number of games bowled	27	18	9
Actual average of week's scores	158.74	172.56	131.11
How many games above average	18	13	5
How many games below average	8	4	4
Pins above/below average per game	16.30	19.56	9.78
How many people raised average by this amount	7 3.97	5 4.52	2 2.57
How many people went down by this amount	2 -1.35	1 -2.11	1 -0.60
League average before bowling	142.89	153.41	121.84
League average after bowling	145.67	156.83	123.36
Change in league average	2.78	3.42	1.52
800s	--	--	--
775s	--	--	--
750s	--	--	--
725s	--	--	--
700s	--	--	--
675s	--	--	--
650s	--	--	--
625s	--	--	--
600s	1	1	--
575s	--	--	--
550s	--	--	--
525s	1	1	--
500s	--	--	--
475s	4	4	--
450s	1	--	1
425s	--	--	--
400s	--	--	--
below 400	2	--	2
300s	--	--	--
275s	--	--	--
250s	--	--	--
225s	--	--	--
200s	2	2	--
175s	7	6	1
150s	8	7	1
125s	6	3	3
100s	3	--	3
below 100	1	--	1

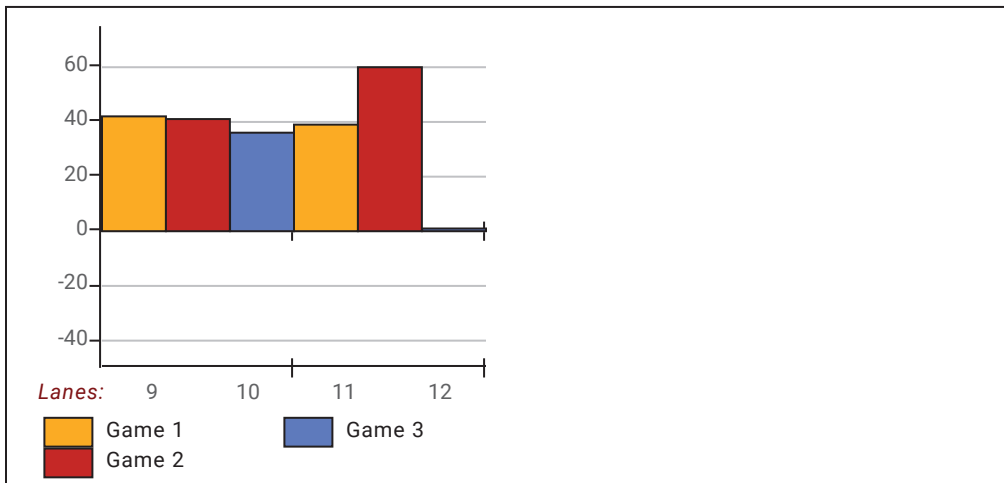
Team Average vs Avg of Scores



Average of Scores for Each Game

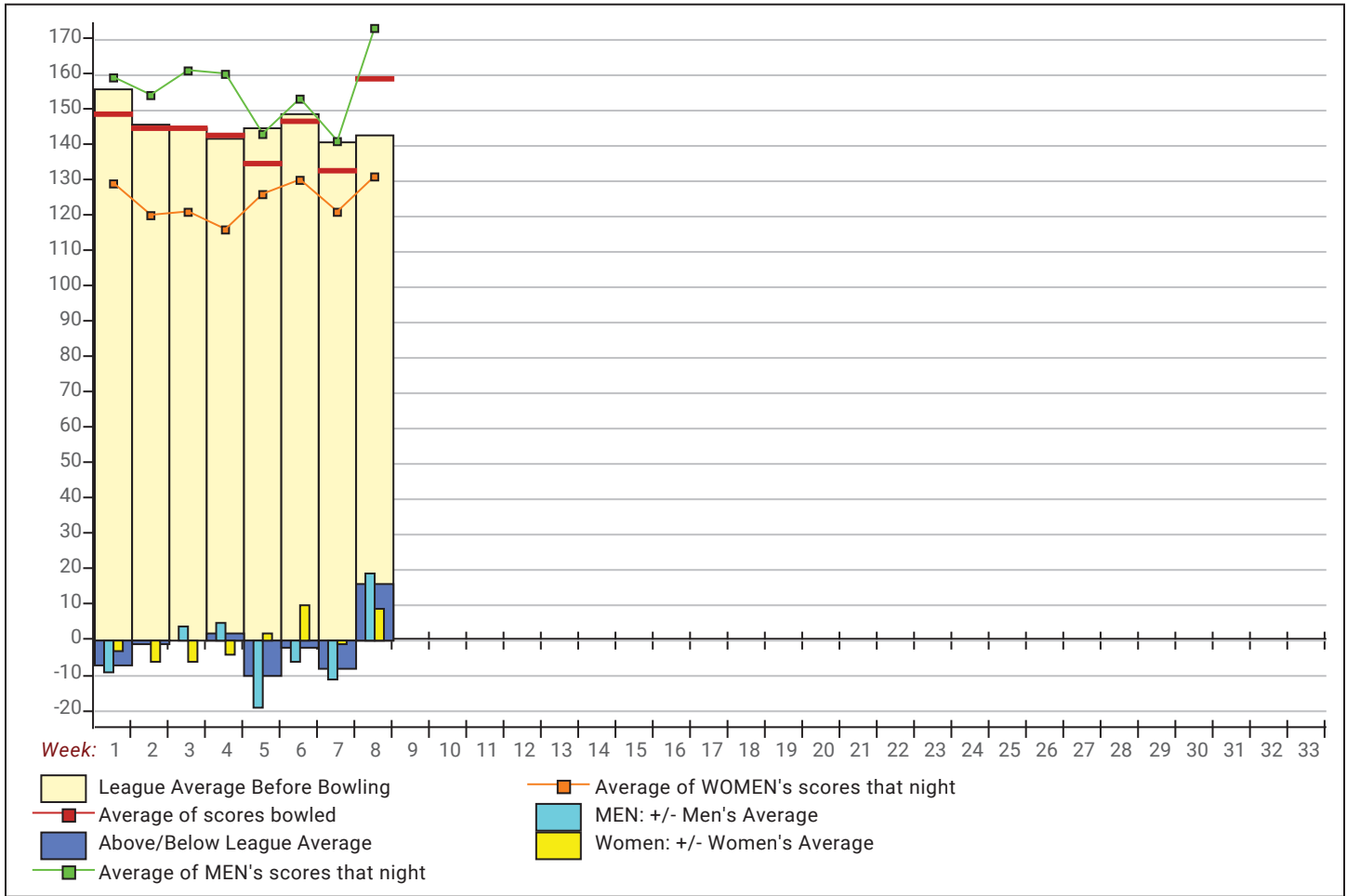


Amount Over/Under Team Average



This report is for scores bowled October 24 which is Week 8 of 30

League Average Week-by-Week



League Average Statistics for Last Week

	League	Right Hand	Left Hand	Men (Lft+Rt)	Women (Lft+Rt)
League Average Before Bowling	142.89	142.89		153.41	121.84
Average of scores bowled that night	158.74	158.74		172.56	131.11
New League Average After Bowling	145.67	145.67		156.83	123.36
Change in League Average	2.78	2.78		3.42	1.52
People Who Bowled Over Average	7	7		5	2
People Who Bowled Under Average	2	2		1	1
Average Amount of Series Over Avg	67.29	67.29		74.00	50.50
Average Amount of Series Under Avg	-15.50	-15.50		-18.00	-13.00
Difference Avg, NiteAvg	16.30	16.30		19.56	9.78
Number of Bowlers	9	9		6	3
Number of Games Bowled	27	27		18	9
People Who Raised Their Average	7	7		5	2
Raised By an Average of This Amount	3.97	3.97		4.52	2.57
People Who Lowered Their Average	2	2		1	1
Lowered By an Average of This Amou	-1.35	-1.35		-2.11	-60
Number of Games Bowled Over Avera	18	18		13	5
Number of Games Bowled Under Avera	8	8		4	4

Note: Averages are based only on people who bowled.

Press Release -- 10/25/2025

10/24/2025 Week 8 of 30

Senior Singles 2025-26

Friday 1:00 pm

Big Apple Fun Center

Lanes 9 - 12

Last Week's Top Scores

	<u>Scratch Game</u>	<u>Scratch Series</u>	<u>Handicap Game</u>	<u>Handicap Series</u>
Men	218 Tim Adkins	605 Tim Adkins	260 Tim Adkins	731 Tim Adkins
	188 Ted Hall	544 Tom Nickerson	243 Tony Smith	706 Tom Nickerson
	186 Tom Nickerson	492 Tom Soderholm	240 Tom Nickerson	663 Tony Smith
	185 Tony Smith	489 Tony Smith	237 Ted Hall	635 Bob Vogt
	179 Tom Soderholm	488 Bob Vogt	218 Bob Vogt	635 Ted Hall
	169 Bob Vogt	488 Ted Hall	209 Tom Soderholm	582 Tom Soderholm
Women	176 Nancy Menke	450 Nancy Menke	241 Nancy Menke	656 Synda Levesque
	144 Synda Levesque	392 Synda Levesque	232 Synda Levesque	645 Nancy Menke
	136 Eddie Nelson	338 Eddie Nelson	219 Eddie Nelson	587 Eddie Nelson

Local and Bowling Center Awards

<u>Name</u>	<u>USBC ID Number</u>	<u>Award Average</u>	<u>Award Games</u>	<u>G1</u>	<u>G2</u>	<u>G3</u>	<u>Series</u>	<u>Award Score</u>	<u>Award Received</u>
Tim Adkins	1452-65 USBC	158	21	185	218	202	605	605	600 Series (Local Assoc. Awards)
	1452-65 USBC	158	21	185	218	202	605	218	200 Game (Local Assoc. Awards)
	1452-65 USBC	158	21	185	218	202	605	202	200 Game (Local Assoc. Awards)