

Senior Singles 2023-24

Note: This report includes information through April 19 which is Week 30 of 30

Bob G. Vogt's Bowling Record

Week No.	Bowling Date	Old Avg	Old HDCP	---Average Change---			Total	HDCP Total	Pins Gms		New - Old ---> +/-	High Game	High Sers	HDCP Game	HDCP Sers
				-1-	-2-	-3-			Total	Gms					
1	09/08/23	166	34	161	171	167	499	601	499	3	166.33 - 0.00 = 166.33	171	499	205	601
2	09/15/23	166	34	190	153	172	515	617	1014	6	169.00 - 166.33 = 2.67	190	515	224	617
3	09/22/23	169	31	196	136	158	490	583	1504	9	167.11 - 169.00 = -1.89	196	515	227	617
4	09/29/23	167	33	181	205	164	550	649	2054	12	171.17 - 167.11 = 4.06	205	550	238	649
5	10/06/23	171	0				0	0	2054	12	171.17 - 171.17 = 0.00	205	550	238	649
6	10/13/23	171	29	174	224	170	568	655	2622	15	174.80 - 171.17 = 3.63	224	568	253	655
7	10/20/23	174	26	151	164	207	522	600	3144	18	174.67 - 174.80 = -0.13	224	568	253	655
8	10/27/23	174	0				0	0	3144	18	174.67 - 174.67 = 0.00	224	568	253	655
9	11/03/23	174	0				0	0	3144	18	174.67 - 174.67 = 0.00	224	568	253	655
10	11/10/23	174	26	193	171	180	544	622	3688	21	175.62 - 174.67 = 0.95	224	568	253	655
11	11/17/23	175	25	188	173	167	528	603	4216	24	175.67 - 175.62 = 0.05	224	568	253	655
12	12/01/23	175	0				0	0	4216	24	175.67 - 175.67 = 0.00	224	568	253	655
13	12/08/23	175	25	194	176	167	537	612	4753	27	176.04 - 175.67 = 0.37	224	568	253	655
14	12/15/23	176	24	146	172	169	487	559	5240	30	174.67 - 176.04 = -1.37	224	568	253	655
15	01/05/24	174	26	169	137	173	479	557	5719	33	173.30 - 174.67 = -1.36	224	568	253	655
16	01/12/24	173	0				0	0	5719	33	173.30 - 173.30 = 0.00	224	568	253	655
17	01/19/24	173	27	145	116	190	451	532	6170	36	171.39 - 173.30 = -1.91	224	568	253	655
18	01/26/24	171	29	142	170	168	480	567	6650	39	170.51 - 171.39 = -0.88	224	568	253	655
19	02/02/24	170	30	161	169	186	516	606	7166	42	170.62 - 170.51 = 0.11	224	568	253	655
20	02/09/24	170	0				0	0	7166	42	170.62 - 170.62 = 0.00	224	568	253	655
21	02/16/24	170	30	147	142	170	459	549	7625	45	169.44 - 170.62 = -1.17	224	568	253	655
22	02/23/24	169	31	149	162	182	493	586	8118	48	169.13 - 169.44 = -0.32	224	568	253	655
23	03/01/24	169	31	183	181	148	512	605	8630	51	169.22 - 169.13 = 0.09	224	568	253	655
24	03/08/24	169	31	123	167	167	457	550	9087	54	168.28 - 169.22 = -0.94	224	568	253	655
25	03/15/24	168	32	168	166	151	485	581	9572	57	167.93 - 168.28 = -0.35	224	568	253	655
26	03/22/24	167	0				0	0	9572	57	167.93 - 167.93 = 0.00	224	568	253	655
27	03/29/24	167	33	177	190	178	545	644	10117	60	168.62 - 167.93 = 0.69	224	568	253	655
28	04/05/24	168	32	221	220	207	648	744	10765	63	170.87 - 168.62 = 2.26	224	648	253	744
29	04/12/24	170	0				0	0	10765	63	170.87 - 170.87 = 0.00	224	648	253	744
30	04/19/24	170	30	171	210	163	544	634	11309	66	171.35 - 170.87 = 0.48	224	648	253	744

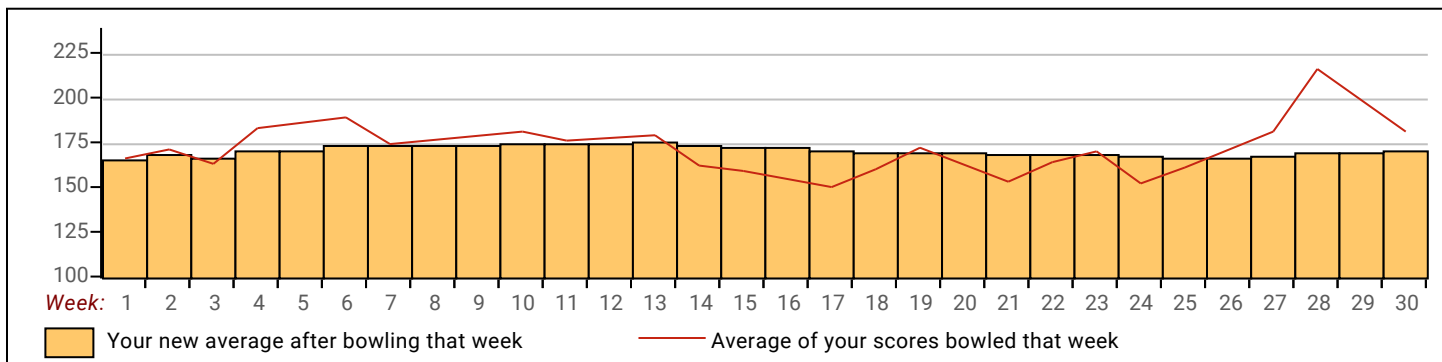
End of 1st split

<u><100</u>	<u>100's</u>	<u>125's</u>	<u>150's</u>	<u>175's</u>	<u>200's</u>	<u>225's</u>	<u>250's</u>	<u>275's</u>	<u>300's</u>
	2	9	32	16	7				
<u><400</u>	<u>400's</u>	<u>450's</u>	<u>500's</u>	<u>550's</u>	<u>600's</u>	<u>650's</u>	<u>700's</u>	<u>750's</u>	<u>800's</u>
		10	9	2	1				
			<u>Avg of Game 1</u>	<u>Avg of Game 2</u>	<u>Avg of Game 3</u>				
			169.55	171.59	172.91				

High game of 224 on week 6 High series of 648 on week 28 High average of 176.04 after bowling week 13
 Low game of 116 on week 17 Low series of 451 on week 17 Low average of 166.33 after bowling week 1

High Scores by Game

Game #1: 221 on week 28 Game #2: 224 on week 6 Game #3: 207 on week 7



Senior Singles 2023-24

Note: This report includes information through April 19 which is Week 30 of 30

David M. Jamrog's Bowling Record

Week No.	Bowling Date	Old Avg	Old HDCP	HDCP			Total	HDCP Total	Pins Gms		---Average Change---			High Game	High Sers	HDCP Game	HDCP Sers		
				-1-	-2-	-3-			New	Old	Change	+	-						
1	09/08/23	0	0				0	0	0	0	-	0.00	=	0.00	0	0			
2	09/15/23	0	0				0	0	0	0	-	0.00	=	0.00	0	0			
3	09/22/23	157	43	187	119	165	471	600	471	3	157.00	-	0.00	=	157.00	187	471	230	600
4	09/29/23	157	43	122	142	125	389	518	860	6	143.33	-	157.00	=	-13.67	187	471	230	600
5	10/06/23	143	57	124	105	101	330	501	1190	9	132.22	-	143.33	=	-11.11	187	471	230	600
6	10/13/23	132	68	153	119	126	398	602	1588	12	132.33	-	132.22	=	0.11	187	471	230	602
7	10/20/23	132	0				0	0	1588	12	132.33	-	132.33	=	0.00	187	471	230	602
8	10/27/23	132	68	122	138	157	417	621	2005	15	133.67	-	132.33	=	1.33	187	471	230	621
9	11/03/23	133	0				0	0	2005	15	133.67	-	133.67	=	0.00	187	471	230	621
10	11/10/23	133	67	102	141	145	388	589	2393	18	132.94	-	133.67	=	-0.72	187	471	230	621
11	11/17/23	132	68	179	117	133	429	633	2822	21	134.38	-	132.94	=	1.44	187	471	247	633
12	12/01/23	134	66	137	120	133	390	588	3212	24	133.83	-	134.38	=	-0.55	187	471	247	633
13	12/08/23	133	67	143	164	139	446	647	3658	27	135.48	-	133.83	=	1.65	187	471	247	647
14	12/15/23	135	65	146	140	122	408	603	4066	30	135.53	-	135.48	=	0.05	187	471	247	647
15	01/05/24	135	65	109	157	131	397	592	4463	33	135.24	-	135.53	=	-0.29	187	471	247	647
16	01/12/24	135	0				0	0	4463	33	135.24	-	135.24	=	0.00	187	471	247	647
17	01/19/24	135	65	164	149	159	472	667	4935	36	137.08	-	135.24	=	1.84	187	472	247	667
18	01/26/24	137	63	153	144	150	447	636	5382	39	138.00	-	137.08	=	0.92	187	472	247	667
19	02/02/24	138	62	153	116	155	424	610	5806	42	138.24	-	138.00	=	0.24	187	472	247	667
20	02/09/24	138	62	153	152	129	434	620	6240	45	138.67	-	138.24	=	0.43	187	472	247	667
21	02/16/24	138	62	112	131	163	406	592	6646	48	138.46	-	138.67	=	-0.21	187	472	247	667
22	02/23/24	138	62	148	151	186	485	671	7131	51	139.82	-	138.46	=	1.37	187	485	248	671
23	03/01/24	139	61	126	126	152	404	587	7535	54	139.54	-	139.82	=	-0.29	187	485	248	671
24	03/08/24	139	61	149	150	143	442	625	7977	57	139.95	-	139.54	=	0.41	187	485	248	671
25	03/15/24	139	0				0	0	7977	57	139.95	-	139.95	=	0.00	187	485	248	671
26	03/22/24	139	61	126	143	154	423	606	8400	60	140.00	-	139.95	=	0.05	187	485	248	671
27	03/29/24	140	60	164	170	167	501	681	8901	63	141.29	-	140.00	=	1.29	187	501	248	681
28	04/05/24	141	0				0	0	8901	63	141.29	-	141.29	=	0.00	187	501	248	681
29	04/12/24	141	0				0	0	8901	63	141.29	-	141.29	=	0.00	187	501	248	681
30	04/19/24	141	59	134	151	166	451	628	9352	66	141.70	-	141.29	=	0.41	187	501	248	681

End of 1st split

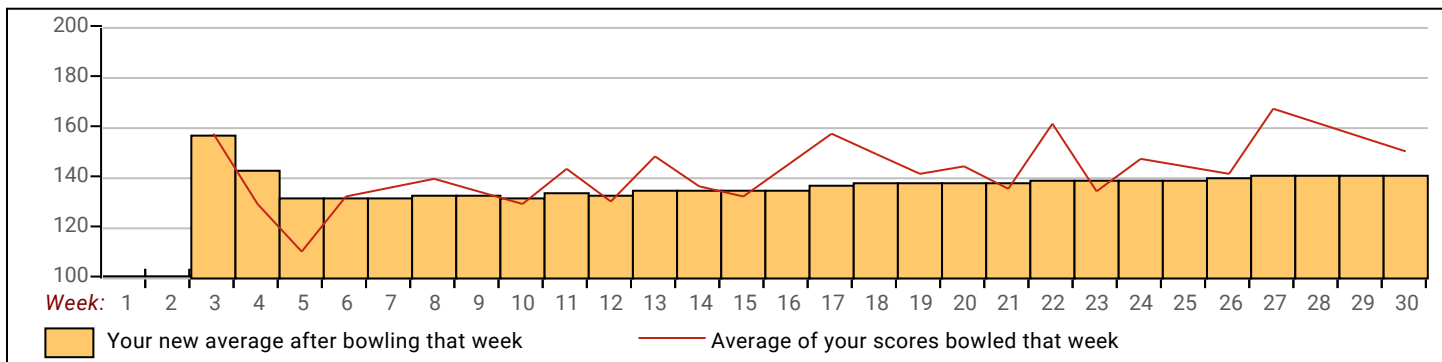
<u><100</u>	<u>100's</u>	<u>125's</u>	<u>150's</u>	<u>175's</u>	<u>200's</u>	<u>225's</u>	<u>250's</u>	<u>275's</u>	<u>300's</u>
	14	26	23	3					
<u><400</u>	<u>400's</u>	<u>450's</u>	<u>500's</u>	<u>550's</u>	<u>600's</u>	<u>650's</u>	<u>700's</u>	<u>750's</u>	<u>800's</u>
6	11	4	1						

<u>Avg of Game 1</u>	<u>Avg of Game 2</u>	<u>Avg of Game 3</u>
141.18	138.41	145.50

High game of 187 on week 3 High series of 501 on week 27 High average of 157.00 after bowling week 3
 Low game of 101 on week 5 Low series of 330 on week 5 Low average of 132.22 after bowling week 5

High Scores by Game

Game #1: 187 on week 3 Game #2: 170 on week 27 Game #3: 186 on week 22



Senior Singles 2023-24

Note: This report includes information through April 19 which is Week 30 of 30

Donn . Loy's Bowling Record

Week No.	Bowling Date	Old Avg	Old HDCP	---Average Change---			HDCP Total	Pins	Gms	High Game	High Sers	HDCP Game	HDCP Sers				
				-1-	-2-	-3-								New - Old ---> +/-			
1	09/08/23	159	41	190	152	135	477	600	477	3	159.00	0.00	= 159.00	190	477	231	600
2	09/15/23	159	0				0	0	477	3	159.00	- 159.00	= 0.00	190	477	231	600
3	09/22/23	159	0				0	0	477	3	159.00	- 159.00	= 0.00	190	477	231	600
4	09/29/23	159	0				0	0	477	3	159.00	- 159.00	= 0.00	190	477	231	600
5	10/06/23	159	41	168	165	198	531	654	1008	6	168.00	- 159.00	= 9.00	198	531	239	654
6	10/13/23	168	32	200	190	191	581	677	1589	9	176.56	- 168.00	= 8.56	200	581	239	677
7	10/20/23	176	0				0	0	1589	9	176.56	- 176.56	= 0.00	200	581	239	677
8	10/27/23	176	24	201	223	165	589	661	2178	12	181.50	- 176.56	= 4.94	223	589	247	677
9	11/03/23	181	0				0	0	2178	12	181.50	- 181.50	= 0.00	223	589	247	677
10	11/10/23	181	0				0	0	2178	12	181.50	- 181.50	= 0.00	223	589	247	677
11	11/17/23	181	0				0	0	2178	12	181.50	- 181.50	= 0.00	223	589	247	677
12	12/01/23	181	19	121	148	145	414	471	2592	15	172.80	- 181.50	= -8.70	223	589	247	677
13	12/08/23	172	0				0	0	2592	15	172.80	- 172.80	= 0.00	223	589	247	677
14	12/15/23	172	28	176	180	169	525	609	3117	18	173.17	- 172.80	= 0.37	223	589	247	677
15	01/05/24	173	0				0	0	3117	18	173.17	- 173.17	= 0.00	223	589	247	677
16	01/12/24	173	27	133	193	147	473	554	3590	21	170.95	- 173.17	= -2.21	223	589	247	677
17	01/19/24	170	30	157	179	192	528	618	4118	24	171.58	- 170.95	= 0.63	223	589	247	677
18	01/26/24	171	29	234	160	184	578	665	4696	27	173.93	- 171.58	= 2.34	234	589	263	677
19	02/02/24	173	27	158	170	180	508	589	5204	30	173.47	- 173.93	= -0.46	234	589	263	677
20	02/09/24	173	0				0	0	5204	30	173.47	- 173.47	= 0.00	234	589	263	677
21	02/16/24	173	27	169	150	122	441	522	5645	33	171.06	- 173.47	= -2.41	234	589	263	677
22	02/23/24	171	0				0	0	5645	33	171.06	- 171.06	= 0.00	234	589	263	677
23	03/01/24	171	0				0	0	5645	33	171.06	- 171.06	= 0.00	234	589	263	677
24	03/08/24	171	29	194	180	149	523	610	6168	36	171.33	- 171.06	= 0.27	234	589	263	677
25	03/15/24	171	0				0	0	6168	36	171.33	- 171.33	= 0.00	234	589	263	677
26	03/22/24	171	0				0	0	6168	36	171.33	- 171.33	= 0.00	234	589	263	677
27	03/29/24	171	0				0	0	6168	36	171.33	- 171.33	= 0.00	234	589	263	677
28	04/05/24	171	0				0	0	6168	36	171.33	- 171.33	= 0.00	234	589	263	677
29	04/12/24	171	0				0	0	6168	36	171.33	- 171.33	= 0.00	234	589	263	677
30	04/19/24	171	29	166	156	179	501	588	6669	39	171.00	- 171.33	= -0.33	234	589	263	677

End of 1st split

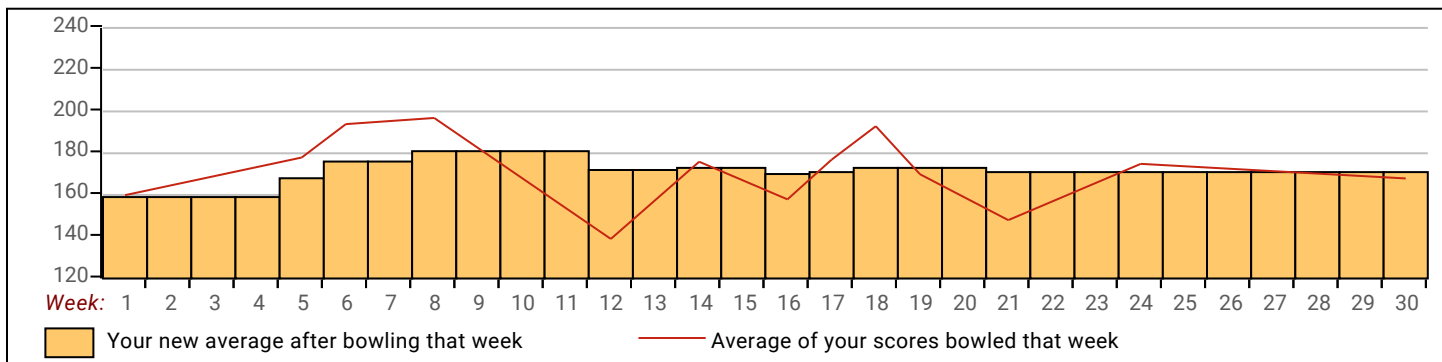
<u><100</u>	<u>100's</u>	<u>125's</u>	<u>150's</u>	<u>175's</u>	<u>200's</u>	<u>225's</u>	<u>250's</u>	<u>275's</u>	<u>300's</u>
	2	6	13	14	3	1			
<u><400</u>	<u>400's</u>	<u>450's</u>	<u>500's</u>	<u>550's</u>	<u>600's</u>	<u>650's</u>	<u>700's</u>	<u>750's</u>	<u>800's</u>
	2	2	6	3					

Avg of Game 1 Avg of Game 2 Avg of Game 3
 174.38 172.77 165.85

High game of 234 on week 18 High series of 589 on week 8 High average of 181.50 after bowling week 8
 Low game of 121 on week 12 Low series of 414 on week 12 Low average of 159.00 after bowling week 1

High Scores by Game

Game #1: 234 on week 18 Game #2: 223 on week 8 Game #3: 198 on week 5



Senior Singles 2023-24

Note: This report includes information through April 19 which is Week 30 of 30

Ron G. Kramer's Bowling Record

Week No.	Bowling Date	Old Avg	Old HDCP	-1-	-2-	-3-	Total	HDCP		---Average Change---		High Game	High Sers	HDCP Game	HDCP Sers
								Total	Pins Gms	New - Old	---> +/-				
1	09/08/23	0	0				0	0	0	0	- 0.00 = 0.00	0	0		
2	09/15/23	0	0				0	0	0	0	- 0.00 = 0.00	0	0		
3	09/22/23	0	0				0	0	0	0	- 0.00 = 0.00	0	0		
4	09/29/23	0	0				0	0	0	0	- 0.00 = 0.00	0	0		
5	10/06/23	0	0				0	0	0	0	- 0.00 = 0.00	0	0		
6	10/13/23	151	49	149	149	156	454	601	454	3	151.33 - 0.00 = 151.33	156	454	205	601
7	10/20/23	151	0				0	0	454	3	151.33 - 151.33 = 0.00	156	454	205	601
8	10/27/23	151	0				0	0	454	3	151.33 - 151.33 = 0.00	156	454	205	601
9	11/03/23	151	0				0	0	454	3	151.33 - 151.33 = 0.00	156	454	205	601
10	11/10/23	151	0				0	0	454	3	151.33 - 151.33 = 0.00	156	454	205	601
11	11/17/23	151	0				0	0	454	3	151.33 - 151.33 = 0.00	156	454	205	601
12	12/01/23	151	0				0	0	454	3	151.33 - 151.33 = 0.00	156	454	205	601
13	12/08/23	151	49	186	152	167	505	652	959	6	159.83 - 151.33 = 8.50	186	505	235	652
14	12/15/23	159	0				0	0	959	6	159.83 - 159.83 = 0.00	186	505	235	652
15	01/05/24	159	0				0	0	959	6	159.83 - 159.83 = 0.00	186	505	235	652
16	01/12/24	159	0				0	0	959	6	159.83 - 159.83 = 0.00	186	505	235	652
17	01/19/24	159	0				0	0	959	6	159.83 - 159.83 = 0.00	186	505	235	652
18	01/26/24	159	0				0	0	959	6	159.83 - 159.83 = 0.00	186	505	235	652
19	02/02/24	159	0				0	0	959	6	159.83 - 159.83 = 0.00	186	505	235	652
20	02/09/24	159	0				0	0	959	6	159.83 - 159.83 = 0.00	186	505	235	652
21	02/16/24	159	41	114	178	184	476	599	1435	9	159.44 - 159.83 = -0.39	186	505	235	652
22	02/23/24	159	0				0	0	1435	9	159.44 - 159.44 = 0.00	186	505	235	652
23	03/01/24	159	0				0	0	1435	9	159.44 - 159.44 = 0.00	186	505	235	652
24	03/08/24	159	0				0	0	1435	9	159.44 - 159.44 = 0.00	186	505	235	652
25	03/15/24	159	0				0	0	1435	9	159.44 - 159.44 = 0.00	186	505	235	652
26	03/22/24	159	0				0	0	1435	9	159.44 - 159.44 = 0.00	186	505	235	652
27	03/29/24	159	0				0	0	1435	9	159.44 - 159.44 = 0.00	186	505	235	652
28	04/05/24	159	0				0	0	1435	9	159.44 - 159.44 = 0.00	186	505	235	652
29	04/12/24	159	0				0	0	1435	9	159.44 - 159.44 = 0.00	186	505	235	652
30	04/19/24	159	41				0	0	1435	9	159.44 - 159.44 = 0.00	186	505	235	652

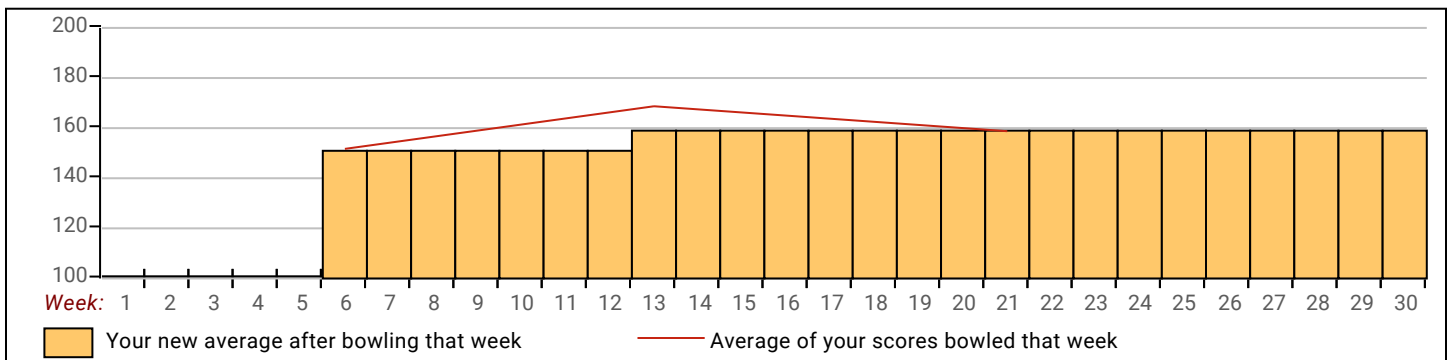
End of 1st split

<u><100</u>	<u>100's</u>	<u>125's</u>	<u>150's</u>	<u>175's</u>	<u>200's</u>	<u>225's</u>	<u>250's</u>	<u>275's</u>	<u>300's</u>
	1	2	3	3					
<u><400</u>	<u>400's</u>	<u>450's</u>	<u>500's</u>	<u>550's</u>	<u>600's</u>	<u>650's</u>	<u>700's</u>	<u>750's</u>	<u>800's</u>
		2	1						
<u>Avg of Game 1</u>			<u>Avg of Game 2</u>			<u>Avg of Game 3</u>			
149.67			159.67			169.00			

High game of 186 on week 13 High series of 505 on week 13 High average of 159.83 after bowling week 13
 Low game of 114 on week 21 Low series of 454 on week 6 Low average of 151.33 after bowling week 6

High Scores by Game

Game #1: 186 on week 13 Game #2: 178 on week 21 Game #3: 184 on week 21



Senior Singles 2023-24

Note: This report includes information through April 19 which is Week 30 of 30

Rich K. Soderholm's Bowling Record

Week No.	Bowling Date	Old Avg	Old HDCP	---Average Change---			HDCP Total	Pins	Gms	High Game	High Sers	HDCP Game	HDCP Sers				
				-1-	-2-	-3-								New - Old ---> +/-			
1	09/08/23	0	0				0	0	0	0	0	0	0				
2	09/15/23	0	0				0	0	0	0	0	0	0				
3	09/22/23	0	0				0	0	0	0	0	0	0				
4	09/29/23	0	0				0	0	0	0	0	0	0				
5	10/06/23	0	0				0	0	0	0	0	0	0				
6	10/13/23	0	0				0	0	0	0	0	0	0				
7	10/20/23	0	0				0	0	0	0	0	0	0				
8	10/27/23	0	0				0	0	0	0	0	0	0				
9	11/03/23	0	0				0	0	0	0	0	0	0				
10	11/10/23	0	0				0	0	0	0	0	0	0				
11	11/17/23	0	0				0	0	0	0	0	0	0				
12	12/01/23	0	0				0	0	0	0	0	0	0				
13	12/08/23	0	0				0	0	0	0	0	0	0				
14	12/15/23	0	0				0	0	0	0	0	0	0				
15	01/05/24	188	12	223	192	150	565	601	565	3	188.33	- 0.00	= 188.33	223	565	235	601
16	01/12/24	188	12	190	223	162	575	611	1140	6	190.00	- 188.33	= 1.67	223	575	235	611
17	01/19/24	190	10	125	146	138	409	439	1549	9	172.11	- 190.00	= -17.89	223	575	235	611
18	01/26/24	172	28	148	184	207	539	623	2088	12	174.00	- 172.11	= 1.89	223	575	235	623
19	02/02/24	174	26	172	137	190	499	577	2587	15	172.47	- 174.00	= -1.53	223	575	235	623
20	02/09/24	172	28	174	159	204	537	621	3124	18	173.56	- 172.47	= 1.09	223	575	235	623
21	02/16/24	173	0				0	0	3124	18	173.56	- 173.56	= 0.00	223	575	235	623
22	02/23/24	173	27	182	192	161	535	616	3659	21	174.24	- 173.56	= 0.68	223	575	235	623
23	03/01/24	174	0				0	0	3659	21	174.24	- 174.24	= 0.00	223	575	235	623
24	03/08/24	174	26	155	202	169	526	604	4185	24	174.38	- 174.24	= 0.14	223	575	235	623
25	03/15/24	174	0				0	0	4185	24	174.38	- 174.38	= 0.00	223	575	235	623
26	03/22/24	174	0				0	0	4185	24	174.38	- 174.38	= 0.00	223	575	235	623
27	03/29/24	174	0				0	0	4185	24	174.38	- 174.38	= 0.00	223	575	235	623
28	04/05/24	174	0				0	0	4185	24	174.38	- 174.38	= 0.00	223	575	235	623
29	04/12/24	174	0				0	0	4185	24	174.38	- 174.38	= 0.00	223	575	235	623
30	04/19/24	174	26				0	0	4185	24	174.38	- 174.38	= 0.00	223	575	235	623

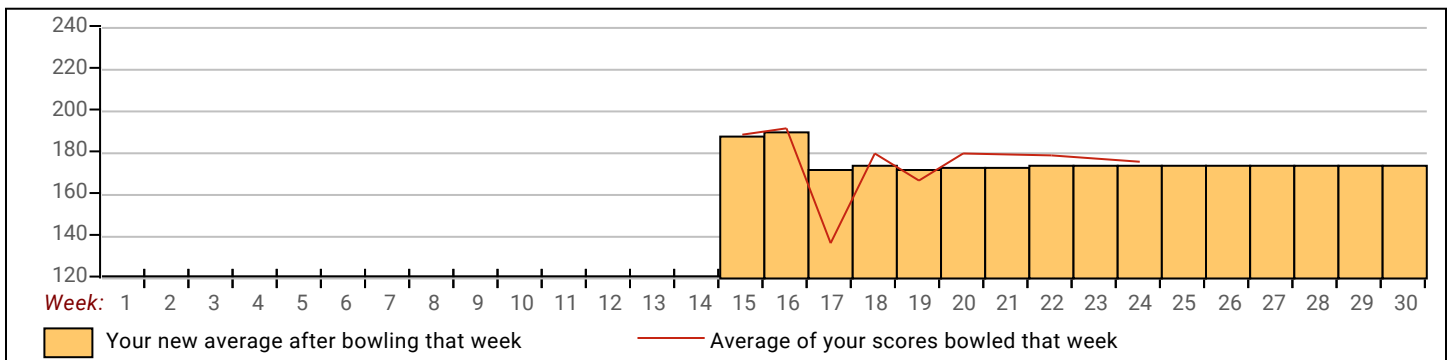
End of 1st split

<u><100</u>	<u>100's</u>	<u>125's</u>	<u>150's</u>	<u>175's</u>	<u>200's</u>	<u>225's</u>	<u>250's</u>	<u>275's</u>	<u>300's</u>
		5	8	6	5				
<u><400</u>	<u>400's</u>	<u>450's</u>	<u>500's</u>	<u>550's</u>	<u>600's</u>	<u>650's</u>	<u>700's</u>	<u>750's</u>	<u>800's</u>
	1	1	4	2					
<u>Avg of Game 1</u>			<u>Avg of Game 2</u>			<u>Avg of Game 3</u>			
171.13			179.38			172.63			

High game of 223 on week 15 High series of 575 on week 16 High average of 190.00 after bowling week 16
 Low game of 125 on week 17 Low series of 409 on week 17 Low average of 172.11 after bowling week 17

High Scores by Game

Game #1: 223 on week 15 Game #2: 223 on week 16 Game #3: 207 on week 18



Senior Singles 2023-24

Note: This report includes information through April 19 which is Week 30 of 30

Mark A. Yonkers's Bowling Record

Week No.	Bowling Date	Old Avg	Old HDCP	HDCP				HDCP		---Average Change---			High Game	High Sers	HDCP Game	HDCP Sers			
				-1-	-2-	-3-	Total	Total	Pins	Gms	New	Old					+/-		
1	09/08/23	192	8	226	190	162	578	602	578	3	192.67	-	0.00	=	192.67	226	578	234	602
2	09/15/23	192	0				0	0	578	3	192.67	-	192.67	=	0.00	226	578	234	602
3	09/22/23	192	8	172	167	183	522	546	1100	6	183.33	-	192.67	=	-9.33	226	578	234	602
4	09/29/23	183	17	194	163	200	557	608	1657	9	184.11	-	183.33	=	0.78	226	578	234	608
5	10/06/23	184	16	193	214	225	632	680	2289	12	190.75	-	184.11	=	6.64	226	632	241	680
6	10/13/23	190	10	189	140	203	532	562	2821	15	188.07	-	190.75	=	-2.68	226	632	241	680
7	10/20/23	188	0				0	0	2821	15	188.07	-	188.07	=	0.00	226	632	241	680
8	10/27/23	188	0				0	0	2821	15	188.07	-	188.07	=	0.00	226	632	241	680
9	11/03/23	188	12	170	189	137	496	532	3317	18	184.28	-	188.07	=	-3.79	226	632	241	680
10	11/10/23	184	16	192	213	180	585	633	3902	21	185.81	-	184.28	=	1.53	226	632	241	680
11	11/17/23	185	15	192	167	177	536	581	4438	24	184.92	-	185.81	=	-0.89	226	632	241	680
12	12/01/23	184	16	161	167	207	535	583	4973	27	184.19	-	184.92	=	-0.73	226	632	241	680
13	12/08/23	184	16	140	156	158	454	502	5427	30	180.90	-	184.19	=	-3.29	226	632	241	680
14	12/15/23	180	0				0	0	5427	30	180.90	-	180.90	=	0.00	226	632	241	680
15	01/05/24	180	20	177	168	198	543	603	5970	33	180.91	-	180.90	=	0.01	226	632	241	680
16	01/12/24	180	0				0	0	5970	33	180.91	-	180.91	=	0.00	226	632	241	680
17	01/19/24	180	20	202	200	164	566	626	6536	36	181.56	-	180.91	=	0.65	226	632	241	680
18	01/26/24	181	0				0	0	6536	36	181.56	-	181.56	=	0.00	226	632	241	680
19	02/02/24	181	19	157	211	206	574	631	7110	39	182.31	-	181.56	=	0.75	226	632	241	680
20	02/09/24	182	18	214	191	234	639	693	7749	42	184.50	-	182.31	=	2.19	234	639	252	693
21	02/16/24	184	0				0	0	7749	42	184.50	-	184.50	=	0.00	234	639	252	693
22	02/23/24	184	16	201	194	201	596	644	8345	45	185.44	-	184.50	=	0.94	234	639	252	693
23	03/01/24	185	15	226	161	202	589	634	8934	48	186.13	-	185.44	=	0.68	234	639	252	693
24	03/08/24	186	14	204	212	165	581	623	9515	51	186.57	-	186.13	=	0.44	234	639	252	693
25	03/15/24	186	0				0	0	9515	51	186.57	-	186.57	=	0.00	234	639	252	693
26	03/22/24	186	14	195	277	181	653	695	10168	54	188.30	-	186.57	=	1.73	277	653	291	695
27	03/29/24	188	0				0	0	10168	54	188.30	-	188.30	=	0.00	277	653	291	695
28	04/05/24	188	12	169	172	207	548	584	10716	57	188.00	-	188.30	=	-0.30	277	653	291	695
29	04/12/24	188	0				0	0	10716	57	188.00	-	188.00	=	0.00	277	653	291	695
30	04/19/24	188	12	179	164	173	516	552	11232	60	187.20	-	188.00	=	-0.80	277	653	291	695

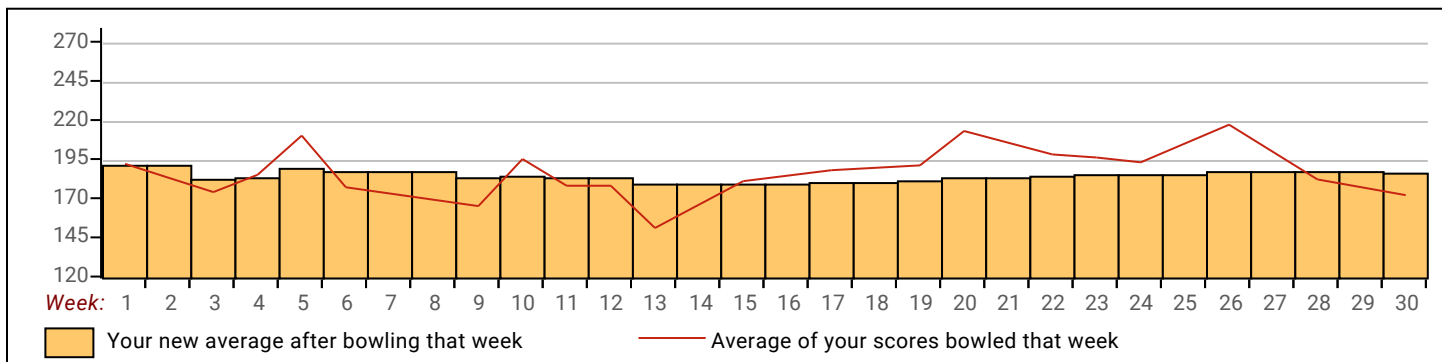
End of 1st split

<u><100</u>	<u>100's</u>	<u>125's</u>	<u>150's</u>	<u>175's</u>	<u>200's</u>	<u>225's</u>	<u>250's</u>	<u>275's</u>	<u>300's</u>
		3	19	17	16	4		1	
<u><400</u>	<u>400's</u>	<u>450's</u>	<u>500's</u>	<u>550's</u>	<u>600's</u>	<u>650's</u>	<u>700's</u>	<u>750's</u>	<u>800's</u>
		2	7	8	2	1			
<u>Avg of Game 1</u>			<u>Avg of Game 2</u>			<u>Avg of Game 3</u>			
187.65			185.80			188.15			

High game of 277 on week 26 High series of 653 on week 26 High average of 192.67 after bowling week 1
 Low game of 137 on week 9 Low series of 454 on week 13 Low average of 180.90 after bowling week 13

High Scores by Game

Game #1: 226 on week 1 Game #2: 277 on week 26 Game #3: 234 on week 20



Senior Singles 2023-24

Note: This report includes information through April 19 which is Week 30 of 30

Don W. Strecker's Bowling Record

Week No.	Bowling Date	Old Avg	Old HDCP	HDCP			Total	HDCP Total	Pins Gms		---Average Change---			High Game	High Sers	HDCP Game	HDCP Sers		
				-1-	-2-	-3-			New	Old	---> +/-								
1	09/08/23	0	0				0	0	0	0	-	0.00	=	0.00	0	0			
2	09/15/23	0	0				0	0	0	0	-	0.00	=	0.00	0	0			
3	09/22/23	0	0				0	0	0	0	-	0.00	=	0.00	0	0			
4	09/29/23	0	0				0	0	0	0	-	0.00	=	0.00	0	0			
5	10/06/23	0	0				0	0	0	0	-	0.00	=	0.00	0	0			
6	10/13/23	0	0				0	0	0	0	-	0.00	=	0.00	0	0			
7	10/20/23	0	0				0	0	0	0	-	0.00	=	0.00	0	0			
8	10/27/23	0	0				0	0	0	0	-	0.00	=	0.00	0	0			
9	11/03/23	0	0				0	0	0	0	-	0.00	=	0.00	0	0			
10	11/10/23	0	0				0	0	0	0	-	0.00	=	0.00	0	0			
11	11/17/23	0	0				0	0	0	0	-	0.00	=	0.00	0	0			
12	12/01/23	0	0				0	0	0	0	-	0.00	=	0.00	0	0			
13	12/08/23	0	0				0	0	0	0	-	0.00	=	0.00	0	0			
14	12/15/23	0	0				0	0	0	0	-	0.00	=	0.00	0	0			
15	01/05/24	0	0				0	0	0	0	-	0.00	=	0.00	0	0			
16	01/12/24	0	0				0	0	0	0	-	0.00	=	0.00	0	0			
17	01/19/24	0	0				0	0	0	0	-	0.00	=	0.00	0	0			
18	01/26/24	0	0				0	0	0	0	-	0.00	=	0.00	0	0			
19	02/02/24	0	0				0	0	0	0	-	0.00	=	0.00	0	0			
20	02/09/24	80	120	93	67	80	240	600	240	3	80.00	-	0.00	=	80.00	93	240	213	600
21	02/16/24	80	0				0	0	240	3	80.00	-	80.00	=	0.00	93	240	213	600
22	02/23/24	80	120	100	124	100	324	684	564	6	94.00	-	80.00	=	14.00	124	324	244	684
23	03/01/24	94	0				0	0	564	6	94.00	-	94.00	=	0.00	124	324	244	684
24	03/08/24	94	0				0	0	564	6	94.00	-	94.00	=	0.00	124	324	244	684
25	03/15/24	94	0				0	0	564	6	94.00	-	94.00	=	0.00	124	324	244	684
26	03/22/24	94	0				0	0	564	6	94.00	-	94.00	=	0.00	124	324	244	684
27	03/29/24	94	0				0	0	564	6	94.00	-	94.00	=	0.00	124	324	244	684
28	04/05/24	94	0				0	0	564	6	94.00	-	94.00	=	0.00	124	324	244	684
29	04/12/24	94	0				0	0	564	6	94.00	-	94.00	=	0.00	124	324	244	684
30	04/19/24	94	106				0	0	564	6	94.00	-	94.00	=	0.00	124	324	244	684

End of 1st split

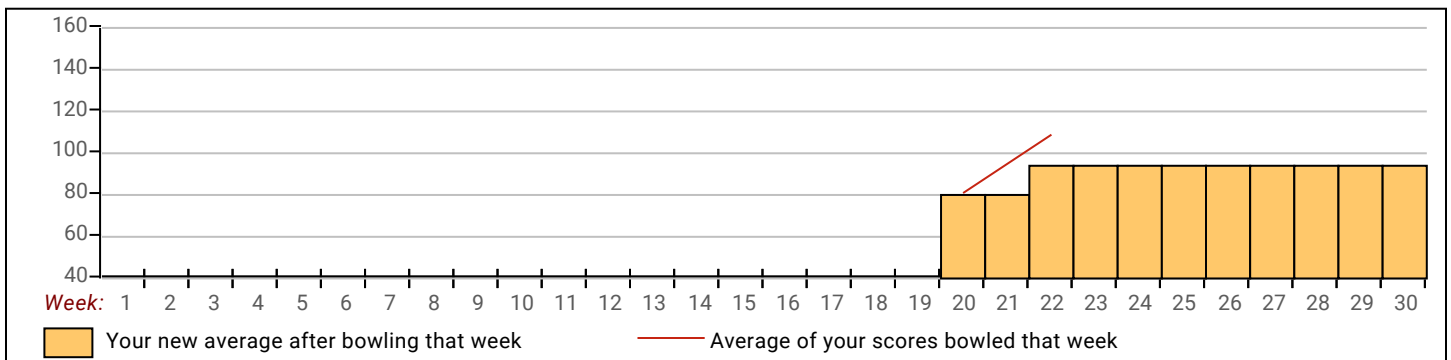
<u><100</u>	<u>100's</u>	<u>125's</u>	<u>150's</u>	<u>175's</u>	<u>200's</u>	<u>225's</u>	<u>250's</u>	<u>275's</u>	<u>300's</u>
3	3								
<u><400</u>	<u>400's</u>	<u>450's</u>	<u>500's</u>	<u>550's</u>	<u>600's</u>	<u>650's</u>	<u>700's</u>	<u>750's</u>	<u>800's</u>
2									

<u>Avg of Game 1</u>	<u>Avg of Game 2</u>	<u>Avg of Game 3</u>
96.50	95.50	90.00

High game of **124** on week **22** High series of **324** on week **22** High average of **94.00** after bowling week **22**
 Low game of **67** on week **20** Low series of **240** on week **20** Low average of **80.00** after bowling week **20**

High Scores by Game

Game #1: **100** on week **22** Game #2: **124** on week **22** Game #3: **100** on week **22**



Senior Singles 2023-24

Note: This report includes information through April 19 which is Week 30 of 30

Evelyn K. Stittle's Bowling Record

Week No.	Bowling Date	Old Avg	Old HDCP	---Average Change---			Total	HDCP Total	Pins Gms		New	Old	+/-	High Game	High Sers	HDCP Game	HDCP Sers	
				-1-	-2-	-3-			Total	Total								
1	09/08/23	157	43	157	145	169	471	600	471	3	157.00	-	0.00	= 157.00	169	471	212	600
2	09/15/23	157	43	121	152	163	436	565	907	6	151.17	-	157.00	= -5.83	169	471	212	600
3	09/22/23	151	0				0	0	907	6	151.17	-	151.17	= 0.00	169	471	212	600
4	09/29/23	151	49	175	186	135	496	643	1403	9	155.89	-	151.17	= 4.72	186	496	235	643
5	10/06/23	155	45	121	160	161	442	577	1845	12	153.75	-	155.89	= -2.14	186	496	235	643
6	10/13/23	153	47	138	147	166	451	592	2296	15	153.07	-	153.75	= -0.68	186	496	235	643
7	10/20/23	153	0				0	0	2296	15	153.07	-	153.07	= 0.00	186	496	235	643
8	10/27/23	153	47	108	152	137	397	538	2693	18	149.61	-	153.07	= -3.46	186	496	235	643
9	11/03/23	149	51	112	114	135	361	514	3054	21	145.43	-	149.61	= -4.18	186	496	235	643
10	11/10/23	145	55	134	122	126	382	547	3436	24	143.17	-	145.43	= -2.26	186	496	235	643
11	11/17/23	143	57	136	144	156	436	607	3872	27	143.41	-	143.17	= 0.24	186	496	235	643
12	12/01/23	143	0				0	0	3872	27	143.41	-	143.41	= 0.00	186	496	235	643
13	12/08/23	143	57	132	132	124	388	559	4260	30	142.00	-	143.41	= -1.41	186	496	235	643
14	12/15/23	142	58	135	129	135	399	573	4659	33	141.18	-	142.00	= -0.82	186	496	235	643
15	01/05/24	141	59	151	149	167	467	644	5126	36	142.39	-	141.18	= 1.21	186	496	235	644
16	01/12/24	142	0				0	0	5126	36	142.39	-	142.39	= 0.00	186	496	235	644
17	01/19/24	142	58	155	115	155	425	599	5551	39	142.33	-	142.39	= -0.06	186	496	235	644
18	01/26/24	142	0				0	0	5551	39	142.33	-	142.33	= 0.00	186	496	235	644
19	02/02/24	142	58	136	122	145	403	577	5954	42	141.76	-	142.33	= -0.57	186	496	235	644
20	02/09/24	141	59	130	167	111	408	585	6362	45	141.38	-	141.76	= -0.38	186	496	235	644
21	02/16/24	141	0				0	0	6362	45	141.38	-	141.38	= 0.00	186	496	235	644
22	02/23/24	141	59	129	149	142	420	597	6782	48	141.29	-	141.38	= -0.09	186	496	235	644
23	03/01/24	141	59	111	185	159	455	632	7237	51	141.90	-	141.29	= 0.61	186	496	244	644
24	03/08/24	141	0				0	0	7237	51	141.90	-	141.90	= 0.00	186	496	244	644
25	03/15/24	141	59	152	155	129	436	613	7673	54	142.09	-	141.90	= 0.19	186	496	244	644
26	03/22/24	142	58	130	139	144	413	587	8086	57	141.86	-	142.09	= -0.23	186	496	244	644
27	03/29/24	141	0				0	0	8086	57	141.86	-	141.86	= 0.00	186	496	244	644
28	04/05/24	141	59	142	129	96	367	544	8453	60	140.88	-	141.86	= -0.98	186	496	244	644
29	04/12/24	140	0				0	0	8453	60	140.88	-	140.88	= 0.00	186	496	244	644
30	04/19/24	140	60	126	136	105	367	547	8820	63	140.00	-	140.88	= -0.88	186	496	244	644

End of 1st split

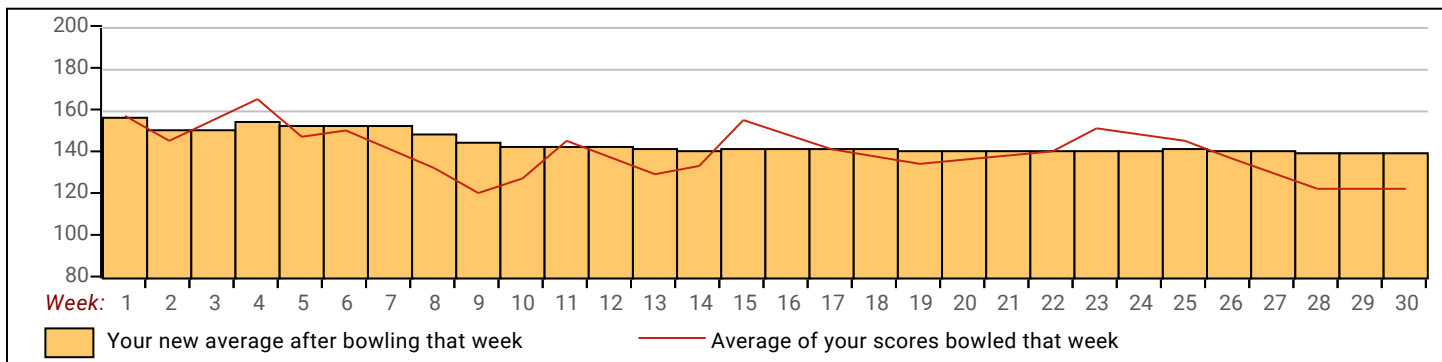
<u><100</u>	<u>100's</u>	<u>125's</u>	<u>150's</u>	<u>175's</u>	<u>200's</u>	<u>225's</u>	<u>250's</u>	<u>275's</u>	<u>300's</u>
1	12	30	17	3					
<u><400</u>	<u>400's</u>	<u>450's</u>	<u>500's</u>	<u>550's</u>	<u>600's</u>	<u>650's</u>	<u>700's</u>	<u>750's</u>	<u>800's</u>
7	9	5							

<u>Avg of Game 1</u>	<u>Avg of Game 2</u>	<u>Avg of Game 3</u>
134.81	144.24	140.95

High game of 186 on week 4 High series of 496 on week 4 High average of 157.00 after bowling week 1
 Low game of 96 on week 28 Low series of 361 on week 9 Low average of 140.00 after bowling week 30

High Scores by Game

Game #1: 175 on week 4 Game #2: 186 on week 4 Game #3: 169 on week 1



Senior Singles 2023-24

Note: This report includes information through April 19 which is Week 30 of 30

Dan R. Jeffryes's Bowling Record

Week No.	Bowling Date	Old Avg	Old HDCP	HDCP			HDCP		---Average Change---			High Game	High Sers	HDCP Game	HDCP Sers
				-1-	-2-	-3-	Total	Total	Pins	Gms	New - Old				
1	09/08/23	0	0				0	0	0	0	- 0.00 = 0.00	0	0		
2	09/15/23	0	0				0	0	0	0	- 0.00 = 0.00	0	0		
3	09/22/23	0	0				0	0	0	0	- 0.00 = 0.00	0	0		
4	09/29/23	0	0				0	0	0	0	- 0.00 = 0.00	0	0		
5	10/06/23	0	0				0	0	0	0	- 0.00 = 0.00	0	0		
6	10/13/23	0	0				0	0	0	0	- 0.00 = 0.00	0	0		
7	10/20/23	0	0				0	0	0	0	- 0.00 = 0.00	0	0		
8	10/27/23	0	0				0	0	0	0	- 0.00 = 0.00	0	0		
9	11/03/23	0	0				0	0	0	0	- 0.00 = 0.00	0	0		
10	11/10/23	0	0				0	0	0	0	- 0.00 = 0.00	0	0		
11	11/17/23	0	0				0	0	0	0	- 0.00 = 0.00	0	0		
12	12/01/23	0	0				0	0	0	0	- 0.00 = 0.00	0	0		
13	12/08/23	0	0				0	0	0	0	- 0.00 = 0.00	0	0		
14	12/15/23	0	0				0	0	0	0	- 0.00 = 0.00	0	0		
15	01/05/24	0	0				0	0	0	0	- 0.00 = 0.00	0	0		
16	01/12/24	0	0				0	0	0	0	- 0.00 = 0.00	0	0		
17	01/19/24	0	0				0	0	0	0	- 0.00 = 0.00	0	0		
18	01/26/24	0	0				0	0	0	0	- 0.00 = 0.00	0	0		
19	02/02/24	0	0				0	0	0	0	- 0.00 = 0.00	0	0		
20	02/09/24	0	0				0	0	0	0	- 0.00 = 0.00	0	0		
21	02/16/24	170	30	171	158	181	510	600	510	3	170.00 - 0.00 = 170.00	181	510	211	600
22	02/23/24	170	0				0	0	510	3	170.00 - 170.00 = 0.00	181	510	211	600
23	03/01/24	170	30	186	134	187	507	597	1017	6	169.50 - 170.00 = -0.50	187	510	217	600
24	03/08/24	169	0				0	0	1017	6	169.50 - 169.50 = 0.00	187	510	217	600
25	03/15/24	169	31	147	192	131	470	563	1487	9	165.22 - 169.50 = -4.28	192	510	223	600
26	03/22/24	165	35	211	192	159	562	667	2049	12	170.75 - 165.22 = 5.53	211	562	246	667
27	03/29/24	170	30	201	162	180	543	633	2592	15	172.80 - 170.75 = 2.05	211	562	246	667
28	04/05/24	172	0				0	0	2592	15	172.80 - 172.80 = 0.00	211	562	246	667
29	04/12/24	172	28	168	142	194	504	588	3096	18	172.00 - 172.80 = -0.80	211	562	246	667
30	04/19/24	172	28				0	0	3096	18	172.00 - 172.00 = 0.00	211	562	246	667

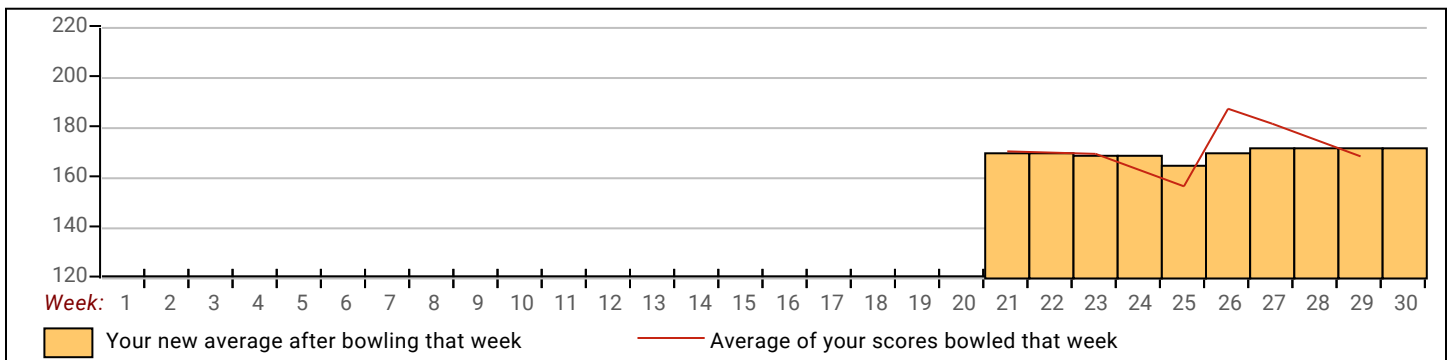
End of 1st split

<u><100</u>	<u>100's</u>	<u>125's</u>	<u>150's</u>	<u>175's</u>	<u>200's</u>	<u>225's</u>	<u>250's</u>	<u>275's</u>	<u>300's</u>
		4	5	7	2				
<u><400</u>	<u>400's</u>	<u>450's</u>	<u>500's</u>	<u>550's</u>	<u>600's</u>	<u>650's</u>	<u>700's</u>	<u>750's</u>	<u>800's</u>
		1	4	1					
<u>Avg of Game 1</u>			<u>Avg of Game 2</u>			<u>Avg of Game 3</u>			
180.67			163.33			172.00			

High game of 211 on week 26 High series of 562 on week 26 High average of 172.80 after bowling week 27
 Low game of 131 on week 25 Low series of 470 on week 25 Low average of 165.22 after bowling week 25

High Scores by Game

Game #1: 211 on week 26 Game #2: 192 on week 25 Game #3: 194 on week 29



Senior Singles 2023-24

Note: This report includes information through April 19 which is Week 30 of 30

Nancy C. Menke's Bowling Record

Week No.	Bowling Date	Old Avg	Old HDCP	---Average Change---			HDCP Total	Pins	Gms	High Game	High Sers	HDCP Game	HDCP Sers				
				-1-	-2-	-3-								New - Old ---> +/-			
1	09/08/23	130	70	105	154	132	391	601	391	3	130.33	- 0.00	= 130.33	154	391	224	601
2	09/15/23	130	70	153	149	143	445	655	836	6	139.33	- 130.33	= 9.00	154	445	224	655
3	09/22/23	139	61	161	158	144	463	646	1299	9	144.33	- 139.33	= 5.00	161	463	224	655
4	09/29/23	144	56	138	126	139	403	571	1702	12	141.83	- 144.33	= -2.50	161	463	224	655
5	10/06/23	141	59	134	140	105	379	556	2081	15	138.73	- 141.83	= -3.10	161	463	224	655
6	10/13/23	138	62	135	144	140	419	605	2500	18	138.89	- 138.73	= 0.16	161	463	224	655
7	10/20/23	138	62	163	152	160	475	661	2975	21	141.67	- 138.89	= 2.78	163	475	225	661
8	10/27/23	141	0				0	0	2975	21	141.67	- 141.67	= 0.00	163	475	225	661
9	11/03/23	141	59	121	164	137	422	599	3397	24	141.54	- 141.67	= -0.12	164	475	225	661
10	11/10/23	141	0				0	0	3397	24	141.54	- 141.54	= 0.00	164	475	225	661
11	11/17/23	141	59	132	156	152	440	617	3837	27	142.11	- 141.54	= 0.57	164	475	225	661
12	12/01/23	142	58	161	190	152	503	677	4340	30	144.67	- 142.11	= 2.56	190	503	248	677
13	12/08/23	144	56	161	136	175	472	640	4812	33	145.82	- 144.67	= 1.15	190	503	248	677
14	12/15/23	145	55	106	146	216	468	633	5280	36	146.67	- 145.82	= 0.85	216	503	271	677
15	01/05/24	146	54	145	176	116	437	599	5717	39	146.59	- 146.67	= -0.08	216	503	271	677
16	01/12/24	146	0				0	0	5717	39	146.59	- 146.59	= 0.00	216	503	271	677
17	01/19/24	146	54	142	138	148	428	590	6145	42	146.31	- 146.59	= -0.28	216	503	271	677
18	01/26/24	146	54	164	168	151	483	645	6628	45	147.29	- 146.31	= 0.98	216	503	271	677
19	02/02/24	147	53	135	123	146	404	563	7032	48	146.50	- 147.29	= -0.79	216	503	271	677
20	02/09/24	146	54	162	131	130	423	585	7455	51	146.18	- 146.50	= -0.32	216	503	271	677
21	02/16/24	146	54	151	149	138	438	600	7893	54	146.17	- 146.18	= -0.01	216	503	271	677
22	02/23/24	146	54	143	126	124	393	555	8286	57	145.37	- 146.17	= -0.80	216	503	271	677
23	03/01/24	145	55	140	162	181	483	648	8769	60	146.15	- 145.37	= 0.78	216	503	271	677
24	03/08/24	146	0				0	0	8769	60	146.15	- 146.15	= 0.00	216	503	271	677
25	03/15/24	146	54	179	124	167	470	632	9239	63	146.65	- 146.15	= 0.50	216	503	271	677
26	03/22/24	146	54	158	158	174	490	652	9729	66	147.41	- 146.65	= 0.76	216	503	271	677
27	03/29/24	147	0				0	0	9729	66	147.41	- 147.41	= 0.00	216	503	271	677
28	04/05/24	147	53	171	169	125	465	624	10194	69	147.74	- 147.41	= 0.33	216	503	271	677
29	04/12/24	147	53	170	140	167	477	636	10671	72	148.21	- 147.74	= 0.47	216	503	271	677
30	04/19/24	148	52	143	129	136	408	564	11079	75	147.72	- 148.21	= -0.49	216	503	271	677

End of 1st split

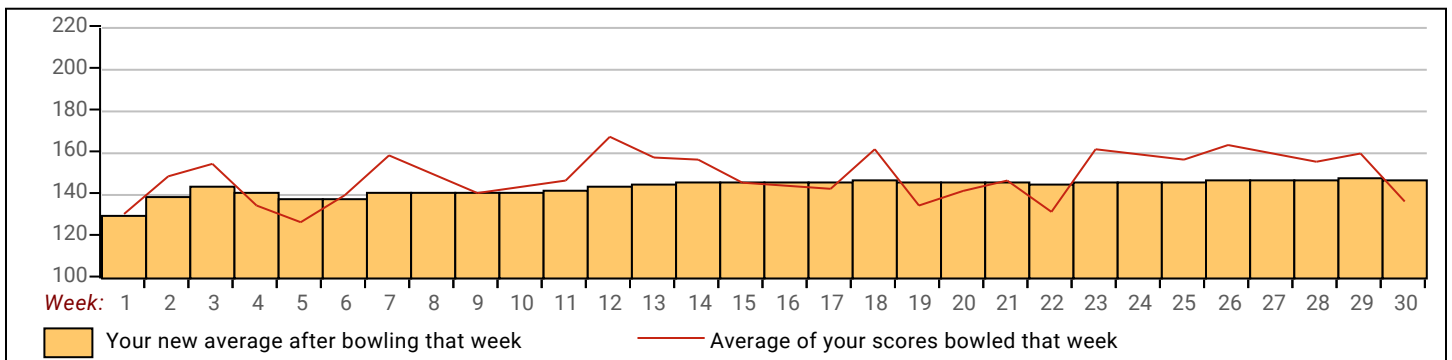
<u><100</u>	<u>100's</u>	<u>125's</u>	<u>150's</u>	<u>175's</u>	<u>200's</u>	<u>225's</u>	<u>250's</u>	<u>275's</u>	<u>300's</u>
	8	34	27	5	1				
<u><400</u>	<u>400's</u>	<u>450's</u>	<u>500's</u>	<u>550's</u>	<u>600's</u>	<u>650's</u>	<u>700's</u>	<u>750's</u>	<u>800's</u>
3	11	10	1						

<u>Avg of Game 1</u>	<u>Avg of Game 2</u>	<u>Avg of Game 3</u>
146.92	148.32	147.92

High game of **216** on week **14** High series of **503** on week **12** High average of **148.21** after bowling week **29**
 Low game of **105** on week **1** Low series of **379** on week **5** Low average of **130.33** after bowling week **1**

High Scores by Game

Game #1: **179** on week **25** Game #2: **190** on week **12** Game #3: **216** on week **14**



Senior Singles 2023-24

Note: This report includes information through April 19 which is Week 30 of 30

Gil K. Kindsfater's Bowling Record

Week No.	Bowling Date	Old Avg	Old HDCP	---Average Change---			HDCP Total	Pins	Gms	High Game	High Sers	HDCP Game	HDCP Sers
				-1-	-2-	-3-							
1	09/08/23	0	0				0	0	0	0	0	0	0
2	09/15/23	162	38	167	139	180	486	600	486	3	162.00	0	0
3	09/22/23	162	38	119	157	148	424	538	910	6	151.67	-162.00	-10.33
4	09/29/23	151	0				0	0	910	6	151.67	-151.67	0.00
5	10/06/23	151	0				0	0	910	6	151.67	-151.67	0.00
6	10/13/23	151	0				0	0	910	6	151.67	-151.67	0.00
7	10/20/23	151	0				0	0	910	6	151.67	-151.67	0.00
8	10/27/23	151	0				0	0	910	6	151.67	-151.67	0.00
9	11/03/23	151	0				0	0	910	6	151.67	-151.67	0.00
10	11/10/23	151	49	144	172	132	448	595	1358	9	150.89	-151.67	-0.78
11	11/17/23	150	50	117	138	135	390	540	1748	12	145.67	-150.89	-5.22
12	12/01/23	145	0				0	0	1748	12	145.67	-145.67	0.00
13	12/08/23	145	55	178	131	164	473	638	2221	15	148.07	-145.67	2.40
14	12/15/23	148	52	132	141	133	406	562	2627	18	145.94	-148.07	-2.12
15	01/05/24	145	55	195	135	163	493	658	3120	21	148.57	-145.94	2.63
16	01/12/24	148	0				0	0	3120	21	148.57	-148.57	0.00
17	01/19/24	148	52	133	131	171	435	591	3555	24	148.13	-148.57	-0.45
18	01/26/24	148	0				0	0	3555	24	148.13	-148.13	0.00
19	02/02/24	148	0				0	0	3555	24	148.13	-148.13	0.00
20	02/09/24	148	52	117	178	128	423	579	3978	27	147.33	-148.13	-0.79
21	02/16/24	147	0				0	0	3978	27	147.33	-147.33	0.00
22	02/23/24	147	53	120	199	114	433	592	4411	30	147.03	-147.33	-0.30
23	03/01/24	147	53	136	173	141	450	609	4861	33	147.30	-147.03	0.27
24	03/08/24	147	0				0	0	4861	33	147.30	-147.30	0.00
25	03/15/24	147	53	157	156	128	441	600	5302	36	147.28	-147.30	-0.03
26	03/22/24	147	0				0	0	5302	36	147.28	-147.28	0.00
27	03/29/24	147	0				0	0	5302	36	147.28	-147.28	0.00
28	04/05/24	147	0				0	0	5302	36	147.28	-147.28	0.00
29	04/12/24	147	53	179	172	189	540	699	5842	39	149.79	-147.28	2.52
30	04/19/24	149	51				0	0	5842	39	149.79	-149.79	0.00

End of 1st split

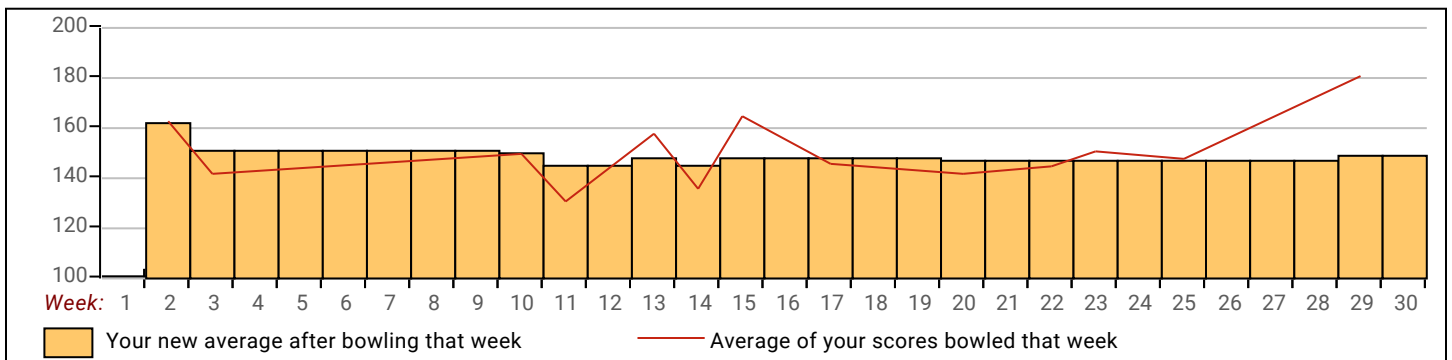
<u><100</u>	<u>100's</u>	<u>125's</u>	<u>150's</u>	<u>175's</u>	<u>200's</u>	<u>225's</u>	<u>250's</u>	<u>275's</u>	<u>300's</u>
	5	17	10	7					
<u><400</u>	<u>400's</u>	<u>450's</u>	<u>500's</u>	<u>550's</u>	<u>600's</u>	<u>650's</u>	<u>700's</u>	<u>750's</u>	<u>800's</u>
1	7	4	1						

<u>Avg of Game 1</u>	<u>Avg of Game 2</u>	<u>Avg of Game 3</u>
145.69	155.54	148.15

High game of 199 on week 22 High series of 540 on week 29 High average of 162.00 after bowling week 2
 Low game of 114 on week 22 Low series of 390 on week 11 Low average of 145.67 after bowling week 11

High Scores by Game

Game #1: 195 on week 15 Game #2: 199 on week 22 Game #3: 189 on week 29



Senior Singles 2023-24

Note: This report includes information through April 19 which is Week 30 of 30

Theodore D. Hall's Bowling Record

Week No.	Bowling Date	Old Avg	Old HDCP	---Average Change---			HDCP Total	Pins	Gms	High Game	High Sers	HDCP Game	HDCP Sers				
				-1-	-2-	-3-								New - Old ---> +/-			
1	09/08/23	190	10	182	192	196	570	600	570	3	190.00	0.00	= 190.00	196	570	206	600
2	09/15/23	190	10	182	138	189	509	539	1079	6	179.83	-190.00	= -10.17	196	570	206	600
3	09/22/23	179	21	156	185	167	508	571	1587	9	176.33	-179.83	= -3.50	196	570	206	600
4	09/29/23	176	24	175	182	214	571	643	2158	12	179.83	-176.33	= 3.50	214	571	238	643
5	10/06/23	179	21	136	160	154	450	513	2608	15	173.87	-179.83	= -5.97	214	571	238	643
6	10/13/23	173	27	120	179	223	522	603	3130	18	173.89	-173.87	= 0.02	223	571	250	643
7	10/20/23	173	27	186	162	174	522	603	3652	21	173.90	-173.89	= 0.02	223	571	250	643
8	10/27/23	173	27	111	198	193	502	583	4154	24	173.08	-173.90	= -0.82	223	571	250	643
9	11/03/23	173	27	128	147	149	424	505	4578	27	169.56	-173.08	= -3.53	223	571	250	643
10	11/10/23	169	31	130	136	147	413	506	4991	30	166.37	-169.56	= -3.19	223	571	250	643
11	11/17/23	166	0				0	0	4991	30	166.37	-166.37	= 0.00	223	571	250	643
12	12/01/23	166	34	160	154	175	489	591	5480	33	166.06	-166.37	= -0.31	223	571	250	643
13	12/08/23	166	34	128	189	168	485	587	5965	36	165.69	-166.06	= -0.37	223	571	250	643
14	12/15/23	165	35	178	158	162	498	603	6463	39	165.72	-165.69	= 0.02	223	571	250	643
15	01/05/24	165	35	134	165	168	467	572	6930	42	165.00	-165.72	= -0.72	223	571	250	643
16	01/12/24	165	0				0	0	6930	42	165.00	-165.00	= 0.00	223	571	250	643
17	01/19/24	165	0				0	0	6930	42	165.00	-165.00	= 0.00	223	571	250	643
18	01/26/24	165	35	134	169	157	460	565	7390	45	164.22	-165.00	= -0.78	223	571	250	643
19	02/02/24	164	36	155	115	202	472	580	7862	48	163.79	-164.22	= -0.43	223	571	250	643
20	02/09/24	163	37	170	138	143	451	562	8313	51	163.00	-163.79	= -0.79	223	571	250	643
21	02/16/24	163	37	171	166	145	482	593	8795	54	162.87	-163.00	= -0.13	223	571	250	643
22	02/23/24	162	0				0	0	8795	54	162.87	-162.87	= 0.00	223	571	250	643
23	03/01/24	162	0				0	0	8795	54	162.87	-162.87	= 0.00	223	571	250	643
24	03/08/24	162	0				0	0	8795	54	162.87	-162.87	= 0.00	223	571	250	643
25	03/15/24	162	38	146	133	157	436	550	9231	57	161.95	-162.87	= -0.92	223	571	250	643
26	03/22/24	161	39	205	171	191	567	684	9798	60	163.30	-161.95	= 1.35	223	571	250	684
27	03/29/24	163	37	160	165	143	468	579	10266	63	162.95	-163.30	= -0.35	223	571	250	684
28	04/05/24	162	38	184	182	158	524	638	10790	66	163.48	-162.95	= 0.53	223	571	250	684
29	04/12/24	163	37	160	124	180	464	575	11254	69	163.10	-163.48	= -0.38	223	571	250	684
30	04/19/24	163	37	158	195	148	501	612	11755	72	163.26	-163.10	= 0.16	223	571	250	684

End of 1st split

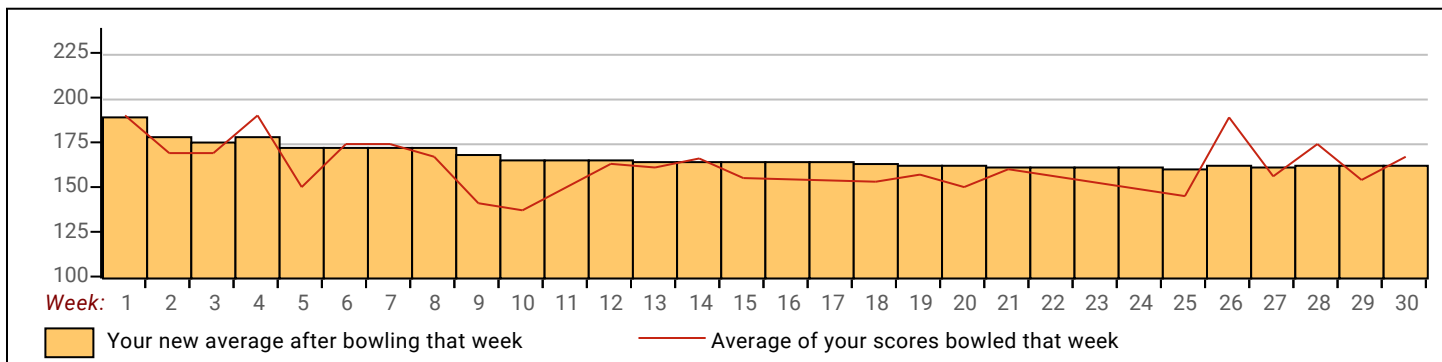
<u><100</u>	<u>100's</u>	<u>125's</u>	<u>150's</u>	<u>175's</u>	<u>200's</u>	<u>225's</u>	<u>250's</u>	<u>275's</u>	<u>300's</u>
	4	18	26	20	4				
<u><400</u>	<u>400's</u>	<u>450's</u>	<u>500's</u>	<u>550's</u>	<u>600's</u>	<u>650's</u>	<u>700's</u>	<u>750's</u>	<u>800's</u>
	3	11	7	3					

Avg of Game 1 Avg of Game 2 Avg of Game 3
 156.21 162.63 170.96

High game of 223 on week 6 High series of 571 on week 4 High average of 190.00 after bowling week 1
 Low game of 111 on week 8 Low series of 413 on week 10 Low average of 161.95 after bowling week 25

High Scores by Game

Game #1: 205 on week 26 Game #2: 198 on week 8 Game #3: 223 on week 6



Senior Singles 2023-24

Note: This report includes information through April 19 which is Week 30 of 30

Synda L. Levesque's Bowling Record

Week No.	Bowling Date	Old Avg	Old HDCP	HDCP				HDCP		---Average Change---			High Game	High Sers	HDCP Game	HDCP Sers	
				-1-	-2-	-3-	Total	Total	Pins	Gms	New - Old	---> +/-					
1	09/08/23	118	82	120	94	140	354	600	354	3	118.00	- 0.00	= 118.00	140	354	222	600
2	09/15/23	118	82	96	93	118	307	553	661	6	110.17	- 118.00	= -7.83	140	354	222	600
3	09/22/23	110	90	111	91	128	330	600	991	9	110.11	- 110.17	= -0.06	140	354	222	600
4	09/29/23	110	90	150	112	112	374	644	1365	12	113.75	- 110.11	= 3.64	150	374	240	644
5	10/06/23	113	87	120	120	88	328	589	1693	15	112.87	- 113.75	= -0.88	150	374	240	644
6	10/13/23	112	88	121	115	105	341	605	2034	18	113.00	- 112.87	= 0.13	150	374	240	644
7	10/20/23	113	87	117	111	119	347	608	2381	21	113.38	- 113.00	= 0.38	150	374	240	644
8	10/27/23	113	87	122	109	119	350	611	2731	24	113.79	- 113.38	= 0.41	150	374	240	644
9	11/03/23	113	87	124	100	100	324	585	3055	27	113.15	- 113.79	= -0.64	150	374	240	644
10	11/10/23	113	87	88	144	132	364	625	3419	30	113.97	- 113.15	= 0.82	150	374	240	644
11	11/17/23	113	87	105	153	127	385	646	3804	33	115.27	- 113.97	= 1.31	153	385	240	646
12	12/01/23	115	85	144	109	151	404	659	4208	36	116.89	- 115.27	= 1.62	153	404	240	659
13	12/08/23	116	0				0	0	4208	36	116.89	- 116.89	= 0.00	153	404	240	659
14	12/15/23	116	84	104	124	137	365	617	4573	39	117.26	- 116.89	= 0.37	153	404	240	659
15	01/05/24	117	83	147	108	116	371	620	4944	42	117.71	- 117.26	= 0.46	153	404	240	659
16	01/12/24	117	0				0	0	4944	42	117.71	- 117.71	= 0.00	153	404	240	659
17	01/19/24	117	83	119	94	120	333	582	5277	45	117.27	- 117.71	= -0.45	153	404	240	659
18	01/26/24	117	83	108	92	133	333	582	5610	48	116.88	- 117.27	= -0.39	153	404	240	659
19	02/02/24	116	84	136	113	109	358	610	5968	51	117.02	- 116.88	= 0.14	153	404	240	659
20	02/09/24	117	83	149	142	97	388	637	6356	54	117.70	- 117.02	= 0.68	153	404	240	659
21	02/16/24	117	83	97	116	122	335	584	6691	57	117.39	- 117.70	= -0.32	153	404	240	659
22	02/23/24	117	83	108	111	95	314	563	7005	60	116.75	- 117.39	= -0.64	153	404	240	659
23	03/01/24	116	84	107	138	91	336	588	7341	63	116.52	- 116.75	= -0.23	153	404	240	659
24	03/08/24	116	0				0	0	7341	63	116.52	- 116.52	= 0.00	153	404	240	659
25	03/15/24	116	84	122	112	113	347	599	7688	66	116.48	- 116.52	= -0.04	153	404	240	659
26	03/22/24	116	84	124	153	128	405	657	8093	69	117.29	- 116.48	= 0.81	153	405	240	659
27	03/29/24	117	83	110	120	165	395	644	8488	72	117.89	- 117.29	= 0.60	165	405	248	659
28	04/05/24	117	83	140	112	114	366	615	8854	75	118.05	- 117.89	= 0.16	165	405	248	659
29	04/12/24	118	82	107	140	106	353	599	9207	78	118.04	- 118.05	= -0.01	165	405	248	659
30	04/19/24	118	82	132	114	110	356	602	9563	81	118.06	- 118.04	= 0.02	165	405	248	659

End of 1st split

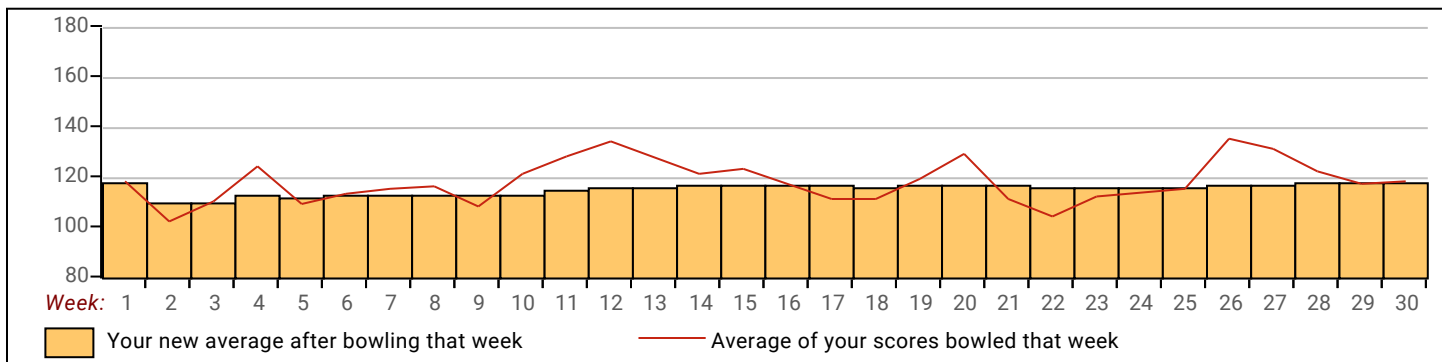
<u><100</u> 12	<u>100's</u> 47	<u>125's</u> 17	<u>150's</u> 5	<u>175's</u>	<u>200's</u>	<u>225's</u>	<u>250's</u>	<u>275's</u>	<u>300's</u>
<u><400</u> 25	<u>400's</u> 2	<u>450's</u>	<u>500's</u>	<u>550's</u>	<u>600's</u>	<u>650's</u>	<u>700's</u>	<u>750's</u>	<u>800's</u>

<u>Avg of Game 1</u> 119.56	<u>Avg of Game 2</u> 116.30	<u>Avg of Game 3</u> 118.33
--------------------------------	--------------------------------	--------------------------------

High game of 165 on week 27 High series of 405 on week 26 High average of 118.06 after bowling week 30
 Low game of 88 on week 5 Low series of 307 on week 2 Low average of 110.11 after bowling week 3

High Scores by Game

Game #1: 150 on week 4 Game #2: 153 on week 11 Game #3: 165 on week 27



Senior Singles 2023-24

Note: This report includes information through April 19 which is Week 30 of 30

Sean A. McBride's Bowling Record

Week No.	Bowling Date	Old Avg	Old HDCP	---Average Change---			Total	HDCP Total	Pins Gms		New	Old	+/-	High Game	High Sers	HDCP Game	HDCP Sers	
				-1-	-2-	-3-			Total	Total								
1	09/08/23	142	58	128	161	139	428	602	428	3	142.67	-	0.00	= 142.67	161	428	219	602
2	09/15/23	142	58	133	141	182	456	630	884	6	147.33	-	142.67	= 4.67	182	456	240	630
3	09/22/23	147	53	126	144	127	397	556	1281	9	142.33	-	147.33	= -5.00	182	456	240	630
4	09/29/23	142	58	160	158	136	454	628	1735	12	144.58	-	142.33	= 2.25	182	456	240	630
5	10/06/23	144	56	137	167	133	437	605	2172	15	144.80	-	144.58	= 0.22	182	456	240	630
6	10/13/23	144	56	131	102	143	376	544	2548	18	141.56	-	144.80	= -3.24	182	456	240	630
7	10/20/23	141	59	144	152	147	443	620	2991	21	142.43	-	141.56	= 0.87	182	456	240	630
8	10/27/23	142	58	149	118	128	395	569	3386	24	141.08	-	142.43	= -1.35	182	456	240	630
9	11/03/23	141	59	123	116	135	374	551	3760	27	139.26	-	141.08	= -1.82	182	456	240	630
10	11/10/23	139	61	125	140	146	411	594	4171	30	139.03	-	139.26	= -0.23	182	456	240	630
11	11/17/23	139	61	143	155	145	443	626	4614	33	139.82	-	139.03	= 0.78	182	456	240	630
12	12/01/23	139	61	143	142	130	415	598	5029	36	139.69	-	139.82	= -0.12	182	456	240	630
13	12/08/23	139	61	142	163	147	452	635	5481	39	140.54	-	139.69	= 0.84	182	456	240	635
14	12/15/23	140	60	127	160	157	444	624	5925	42	141.07	-	140.54	= 0.53	182	456	240	635
15	01/05/24	141	59	152	191	164	507	684	6432	45	142.93	-	141.07	= 1.86	191	507	250	684
16	01/12/24	142	58	138	117	175	430	604	6862	48	142.96	-	142.93	= 0.02	191	507	250	684
17	01/19/24	142	58	140	115	113	368	542	7230	51	141.76	-	142.96	= -1.19	191	507	250	684
18	01/26/24	141	59	150	156	175	481	658	7711	54	142.80	-	141.76	= 1.03	191	507	250	684
19	02/02/24	142	58	176	162	157	495	669	8206	57	143.96	-	142.80	= 1.17	191	507	250	684
20	02/09/24	143	57	164	128	104	396	567	8602	60	143.37	-	143.96	= -0.60	191	507	250	684
21	02/16/24	143	57	124	123	a133	380	551	8849	62	142.73	-	143.37	= -0.64	191	507	250	684
22	02/23/24	142	58	132	128	147	407	581	9256	65	142.40	-	142.73	= -0.33	191	507	250	684
23	03/01/24	142	58	172	141	122	435	609	9691	68	142.51	-	142.40	= 0.11	191	507	250	684
24	03/08/24	142	58	127	90	138	355	529	10046	71	141.49	-	142.51	= -1.02	191	507	250	684
25	03/15/24	141	59	131	132	144	407	584	10453	74	141.26	-	141.49	= -0.24	191	507	250	684
26	03/22/24	141	59	146	116	165	427	604	10880	77	141.30	-	141.26	= 0.04	191	507	250	684
27	03/29/24	141	59	129	133	147	409	586	11289	80	141.11	-	141.30	= -0.19	191	507	250	684
28	04/05/24	141	59	138	124	123	385	562	11674	83	140.65	-	141.11	= -0.46	191	507	250	684
29	04/12/24	140	60	136	152	113	401	581	12075	86	140.41	-	140.65	= -0.24	191	507	250	684
30	04/19/24	140	60	123	119	118	360	540	12435	89	139.72	-	140.41	= -0.69	191	507	250	684

End of 1st split

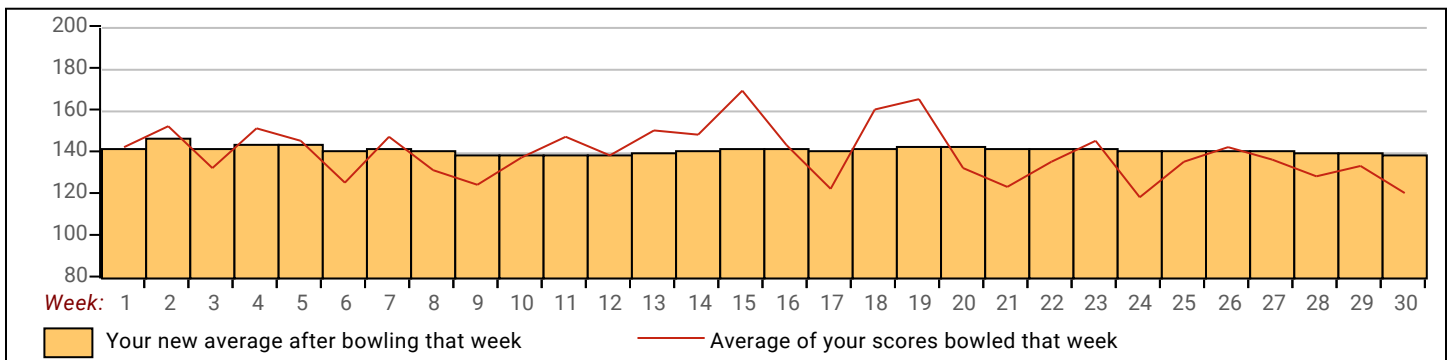
<u><100</u>	<u>100's</u>	<u>125's</u>	<u>150's</u>	<u>175's</u>	<u>200's</u>	<u>225's</u>	<u>250's</u>	<u>275's</u>	<u>300's</u>
1	18	46	19	5					
<u><400</u>	<u>400's</u>	<u>450's</u>	<u>500's</u>	<u>550's</u>	<u>600's</u>	<u>650's</u>	<u>700's</u>	<u>750's</u>	<u>800's</u>
9	14	5	1						

<u>Avg of Game 1</u>	<u>Avg of Game 2</u>	<u>Avg of Game 3</u>
139.63	138.20	141.38

High game of 191 on week 15 High series of 507 on week 15 High average of 147.33 after bowling week 2
 Low game of 90 on week 24 Low series of 355 on week 24 Low average of 139.03 after bowling week 10

High Scores by Game

Game #1: 176 on week 19 Game #2: 191 on week 15 Game #3: 182 on week 2



Senior Singles 2023-24

Note: This report includes information through April 19 which is Week 30 of 30

Timothy D. Adkins's Bowling Record

Week No.	Bowling Date	Old Avg	Old HDCP	---Average Change---			HDCP Total	Pins	Gms	High Game	High Sers	HDCP Game	HDCP Sers				
				-1-	-2-	-3-								New - Old ---> +/-			
1	09/08/23	182	18	185	170	192	547	601	547	3	182.33	0.00	= 182.33	192	547	210	601
2	09/15/23	182	0	168	172	340	376	887	5	177.40	- 182.33	= -4.93	192	547	210	601	
3	09/22/23	177	23	179	148	180	507	576	1394	8	174.25	- 177.40	= -3.15	192	547	210	601
4	09/29/23	174	26	138	168	183	489	567	1883	11	171.18	- 174.25	= -3.07	192	547	210	601
5	10/06/23	171	29	164	156	193	513	600	2396	14	171.14	- 171.18	= -0.04	193	547	222	601
6	10/13/23	171	29	134	168	190	492	579	2888	17	169.88	- 171.14	= -1.26	193	547	222	601
7	10/20/23	169	31	168	143	149	460	553	3348	20	167.40	- 169.88	= -2.48	193	547	222	601
8	10/27/23	167	33	143	161	134	438	537	3786	23	164.61	- 167.40	= -2.79	193	547	222	601
9	11/03/23	164	36	170	193	181	544	652	4330	26	166.54	- 164.61	= 1.93	193	547	229	652
10	11/10/23	166	34	170	129	174	473	575	4803	29	165.62	- 166.54	= -0.92	193	547	229	652
11	11/17/23	165	35	182	168	181	531	636	5334	32	166.69	- 165.62	= 1.07	193	547	229	652
12	12/01/23	166	34	170	168	180	518	620	5852	35	167.20	- 166.69	= 0.51	193	547	229	652
13	12/08/23	167	33	145	141	137	423	522	6275	38	165.13	- 167.20	= -2.07	193	547	229	652
14	12/15/23	165	35	155	138	163	456	561	6731	41	164.17	- 165.13	= -0.96	193	547	229	652
15	01/05/24	164	36	167	173	144	484	592	7215	44	163.98	- 164.17	= -0.19	193	547	229	652
16	01/12/24	163	37	132	149	179	460	571	7675	47	163.30	- 163.98	= -0.68	193	547	229	652
17	01/19/24	163	37	168	166	156	490	601	8165	50	163.30	- 163.30	= 0.00	193	547	229	652
18	01/26/24	163	37	172	186	197	555	666	8720	53	164.53	- 163.30	= 1.23	197	555	234	666
19	02/02/24	164	36	145	187	158	490	598	9210	56	164.46	- 164.53	= -0.06	197	555	234	666
20	02/09/24	164	36	182	154	155	491	599	9701	59	164.42	- 164.46	= -0.04	197	555	234	666
21	02/16/24	164	36	225	176	170	571	679	10272	62	165.68	- 164.42	= 1.25	225	571	261	679
22	02/23/24	165	35	152	148	157	457	562	10729	65	165.06	- 165.68	= -0.62	225	571	261	679
23	03/01/24	165	35	172	214	157	543	648	11272	68	165.76	- 165.06	= 0.70	225	571	261	679
24	03/08/24	165	35	146	191	129	466	571	11738	71	165.32	- 165.76	= -0.44	225	571	261	679
25	03/15/24	165	35	177	178	211	566	671	12304	74	166.27	- 165.32	= 0.95	225	571	261	679
26	03/22/24	166	34	152	196	203	551	653	12855	77	166.95	- 166.27	= 0.68	225	571	261	679
27	03/29/24	166	34	232	163	145	540	642	13395	80	167.44	- 166.95	= 0.49	232	571	266	679
28	04/05/24	167	33	185	161	168	514	613	13909	83	167.58	- 167.44	= 0.14	232	571	266	679
29	04/12/24	167	33	204	140	162	506	605	14415	86	167.62	- 167.58	= 0.04	232	571	266	679
30	04/19/24	167	33	154	166	149	469	568	14884	89	167.24	- 167.62	= -0.38	232	571	266	679

End of 1st split

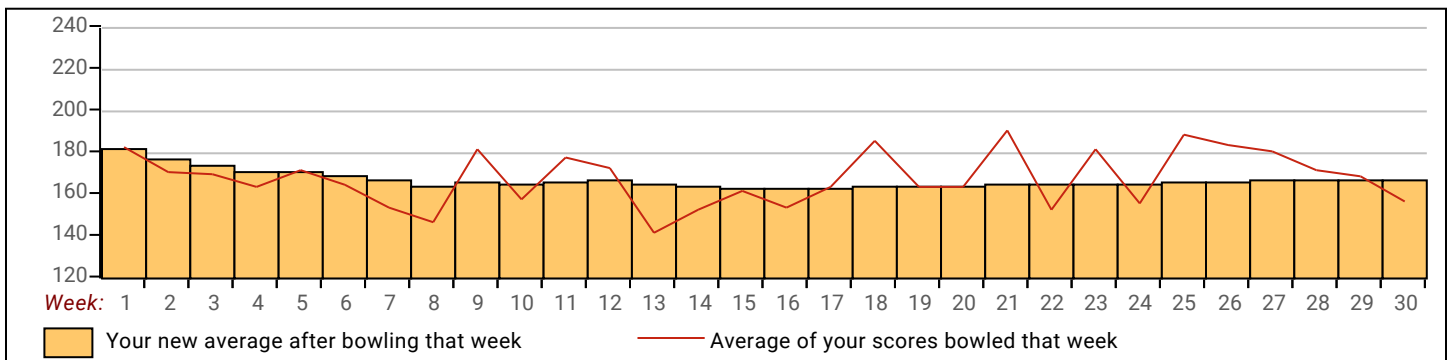
<u><100</u>	<u>100's</u>	<u>125's</u>	<u>150's</u>	<u>175's</u>	<u>200's</u>	<u>225's</u>	<u>250's</u>	<u>275's</u>	<u>300's</u>
		22	38	23	4	2			
<u><400</u>	<u>400's</u>	<u>450's</u>	<u>500's</u>	<u>550's</u>	<u>600's</u>	<u>650's</u>	<u>700's</u>	<u>750's</u>	<u>800's</u>
	2	13	10	4					

Avg of Game 1 Avg of Game 2 Avg of Game 3
 167.86 165.57 168.30

High game of **232** on week **27** High series of **571** on week **21** High average of **182.33** after bowling week **1**
 Low game of **129** on week **10** Low series of **340** on week **2** Low average of **163.30** after bowling week **16**

High Scores by Game

Game #1: **232** on week **27** Game #2: **214** on week **23** Game #3: **211** on week **25**



Senior Singles 2023-24

Note: This report includes information through April 19 which is Week 30 of 30

Thomas A. Soderholm's Bowling Record

Week No.	Bowling Date	Old Avg	Old HDCP	---Average Change---				HDCP Total	Pins Gms		New	Old	+/-	High Game	High Sers	HDCP Game	HDCP Sers
				-1-	-2-	-3-	Total		Total	Total							
1	09/08/23	180	20	144	181	216	541	601	541	3	180.33	- 0.00	= 180.33	216	541	236	601
2	09/15/23	180	20	146	177	204	527	587	1068	6	178.00	- 180.33	= -2.33	216	541	236	601
3	09/22/23	178	22	191	161	170	522	588	1590	9	176.67	- 178.00	= -1.33	216	541	236	601
4	09/29/23	176	24	233	175	199	607	679	2197	12	183.08	- 176.67	= 6.42	233	607	257	679
5	10/06/23	183	17	171	198	178	547	598	2744	15	182.93	- 183.08	= -0.15	233	607	257	679
6	10/13/23	182	18	235	159	200	594	648	3338	18	185.44	- 182.93	= 2.51	235	607	257	679
7	10/20/23	185	15	134	175	149	458	503	3796	21	180.76	- 185.44	= -4.68	235	607	257	679
8	10/27/23	180	20	193	192	158	543	603	4339	24	180.79	- 180.76	= 0.03	235	607	257	679
9	11/03/23	180	20	133	191	185	509	569	4848	27	179.56	- 180.79	= -1.24	235	607	257	679
10	11/10/23	179	0				0	0	4848	27	179.56	- 179.56	= 0.00	235	607	257	679
11	11/17/23	179	21	170	156	174	500	563	5348	30	178.27	- 179.56	= -1.29	235	607	257	679
12	12/01/23	178	22	159	157	166	482	548	5830	33	176.67	- 178.27	= -1.60	235	607	257	679
13	12/08/23	176	24	167	166	184	517	589	6347	36	176.31	- 176.67	= -0.36	235	607	257	679
14	12/15/23	176	24	168	171	155	494	566	6841	39	175.41	- 176.31	= -0.90	235	607	257	679
15	01/05/24	175	25	195	202	176	573	648	7414	42	176.52	- 175.41	= 1.11	235	607	257	679
16	01/12/24	176	24	190	194	193	577	649	7991	45	177.58	- 176.52	= 1.05	235	607	257	679
17	01/19/24	177	23	213	172	179	564	633	8555	48	178.23	- 177.58	= 0.65	235	607	257	679
18	01/26/24	178	22	191	236	189	616	682	9171	51	179.82	- 178.23	= 1.59	236	616	258	682
19	02/02/24	179	0				0	0	9171	51	179.82	- 179.82	= 0.00	236	616	258	682
20	02/09/24	179	21	172	150	160	482	545	9653	54	178.76	- 179.82	= -1.06	236	616	258	682
21	02/16/24	178	22	184	127	170	481	547	10134	57	177.79	- 178.76	= -0.97	236	616	258	682
22	02/23/24	177	23	162	177	185	524	593	10658	60	177.63	- 177.79	= -0.16	236	616	258	682
23	03/01/24	177	23	212	204	181	597	666	11255	63	178.65	- 177.63	= 1.02	236	616	258	682
24	03/08/24	178	22	185	193	228	606	672	11861	66	179.71	- 178.65	= 1.06	236	616	258	682
25	03/15/24	179	21	222	190	194	606	669	12467	69	180.68	- 179.71	= 0.97	236	616	258	682
26	03/22/24	180	0				0	0	12467	69	180.68	- 180.68	= 0.00	236	616	258	682
27	03/29/24	180	20	153	179	161	493	553	12960	72	180.00	- 180.68	= -0.68	236	616	258	682
28	04/05/24	180	0				0	0	12960	72	180.00	- 180.00	= 0.00	236	616	258	682
29	04/12/24	180	0				0	0	12960	72	180.00	- 180.00	= 0.00	236	616	258	682
30	04/19/24	180	20	190	194	174	558	618	13518	75	180.24	- 180.00	= 0.24	236	616	258	682

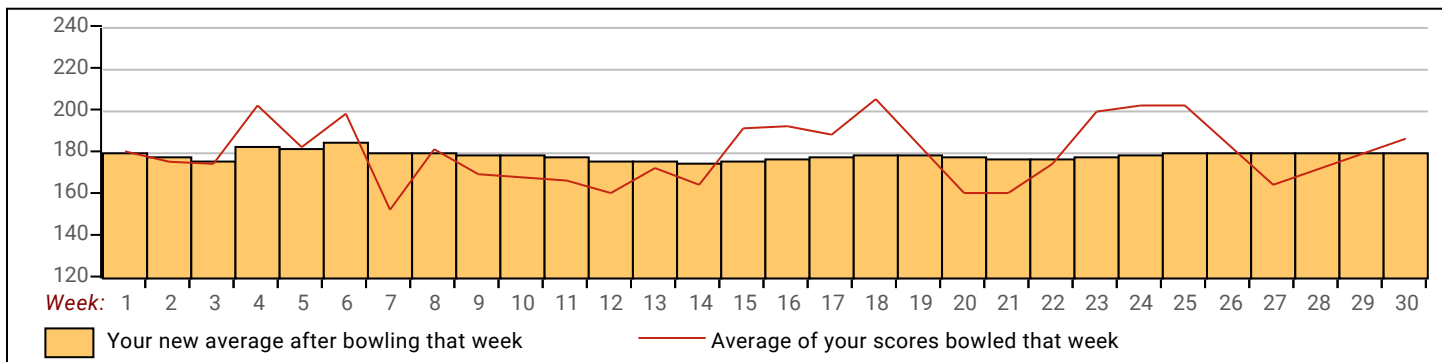
End of 1st split

<u><100</u>	<u>100's</u>	<u>125's</u>	<u>150's</u>	<u>175's</u>	<u>200's</u>	<u>225's</u>	<u>250's</u>	<u>275's</u>	<u>300's</u>
		6	25	32	8	4			
<u><400</u>	<u>400's</u>	<u>450's</u>	<u>500's</u>	<u>550's</u>	<u>600's</u>	<u>650's</u>	<u>700's</u>	<u>750's</u>	<u>800's</u>
		6	9	6	4				
<u>Avg of Game 1</u>			<u>Avg of Game 2</u>			<u>Avg of Game 3</u>			
180.52			179.08			181.12			

High game of 236 on week 18 High series of 616 on week 18 High average of 185.44 after bowling week 6
 Low game of 127 on week 21 Low series of 458 on week 7 Low average of 175.41 after bowling week 14

High Scores by Game

Game #1: 235 on week 6 Game #2: 236 on week 18 Game #3: 228 on week 24



Senior Singles 2023-24

Note: This report includes information through April 19 which is Week 30 of 30

Phyllis I. Dey's Bowling Record

Week No.	Bowling Date	Old Avg	Old HDCP	---Average Change---			Total	HDCP Total	Pins Gms		New	Old	+/-	High Game	High Sers	HDCP Game	HDCP Sers		
				-1-	-2-	-3-			Total	Total									
1	09/08/23	121	79	136	122	107	365	602	365	3	121.67	-	0.00	=	121.67	136	365	215	602
2	09/15/23	121	79	83	126	157	366	603	731	6	121.83	-	121.67	=	0.17	157	366	236	603
3	09/22/23	121	79	137	153	89	379	616	1110	9	123.33	-	121.83	=	1.50	157	379	236	616
4	09/29/23	123	77	132	148	118	398	629	1508	12	125.67	-	123.33	=	2.33	157	398	236	629
5	10/06/23	125	75	103	82	135	320	545	1828	15	121.87	-	125.67	=	-3.80	157	398	236	629
6	10/13/23	121	79	184	139	121	444	681	2272	18	126.22	-	121.87	=	4.36	184	444	263	681
7	10/20/23	126	74	114	102	116	332	554	2604	21	124.00	-	126.22	=	-2.22	184	444	263	681
8	10/27/23	124	76	114	100	131	345	573	2949	24	122.88	-	124.00	=	-1.13	184	444	263	681
9	11/03/23	122	0				0	0	2949	24	122.88	-	122.88	=	0.00	184	444	263	681
10	11/10/23	122	78	144	140	104	388	622	3337	27	123.59	-	122.88	=	0.72	184	444	263	681
11	11/17/23	123	0				0	0	3337	27	123.59	-	123.59	=	0.00	184	444	263	681
12	12/01/23	123	0				0	0	3337	27	123.59	-	123.59	=	0.00	184	444	263	681
13	12/08/23	123	0				0	0	3337	27	123.59	-	123.59	=	0.00	184	444	263	681
14	12/15/23	123	77	112	124	132	368	599	3705	30	123.50	-	123.59	=	-0.09	184	444	263	681
15	01/05/24	123	0				0	0	3705	30	123.50	-	123.50	=	0.00	184	444	263	681
16	01/12/24	123	0				0	0	3705	30	123.50	-	123.50	=	0.00	184	444	263	681
17	01/19/24	123	0				0	0	3705	30	123.50	-	123.50	=	0.00	184	444	263	681
18	01/26/24	123	0				0	0	3705	30	123.50	-	123.50	=	0.00	184	444	263	681
19	02/02/24	123	0				0	0	3705	30	123.50	-	123.50	=	0.00	184	444	263	681
20	02/09/24	123	0				0	0	3705	30	123.50	-	123.50	=	0.00	184	444	263	681
21	02/16/24	123	0				0	0	3705	30	123.50	-	123.50	=	0.00	184	444	263	681
22	02/23/24	123	0				0	0	3705	30	123.50	-	123.50	=	0.00	184	444	263	681
23	03/01/24	123	0				0	0	3705	30	123.50	-	123.50	=	0.00	184	444	263	681
24	03/08/24	123	0				0	0	3705	30	123.50	-	123.50	=	0.00	184	444	263	681
25	03/15/24	123	0				0	0	3705	30	123.50	-	123.50	=	0.00	184	444	263	681
26	03/22/24	123	0				0	0	3705	30	123.50	-	123.50	=	0.00	184	444	263	681
27	03/29/24	123	0				0	0	3705	30	123.50	-	123.50	=	0.00	184	444	263	681
28	04/05/24	123	0				0	0	3705	30	123.50	-	123.50	=	0.00	184	444	263	681
29	04/12/24	123	0				0	0	3705	30	123.50	-	123.50	=	0.00	184	444	263	681
30	04/19/24	123	77	103	115	130	348	579	4053	33	122.82	-	123.50	=	-0.68	184	444	263	681

End of 1st split

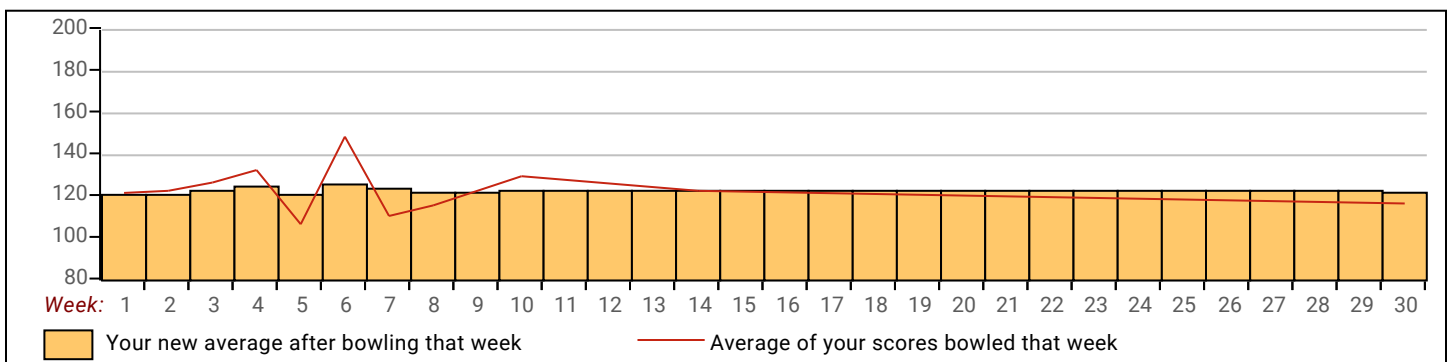
<u><100</u>	<u>100's</u>	<u>125's</u>	<u>150's</u>	<u>175's</u>	<u>200's</u>	<u>225's</u>	<u>250's</u>	<u>275's</u>	<u>300's</u>
3	15	12	2	1					
<u><400</u>	<u>400's</u>	<u>450's</u>	<u>500's</u>	<u>550's</u>	<u>600's</u>	<u>650's</u>	<u>700's</u>	<u>750's</u>	<u>800's</u>
10	1								

<u>Avg of Game 1</u>	<u>Avg of Game 2</u>	<u>Avg of Game 3</u>
123.82	122.82	121.82

High game of **184** on week **6** High series of **444** on week **6** High average of **126.22** after bowling week **6**
 Low game of **82** on week **5** Low series of **320** on week **5** Low average of **121.67** after bowling week **1**

High Scores by Game

Game #1: **184** on week **6** Game #2: **153** on week **3** Game #3: **157** on week **2**



Senior Singles 2023-24

Note: This report includes information through April 19 which is Week 30 of 30

Marvin E. Miller's Bowling Record

Week No.	Bowling Date	Old Avg	Old HDCP	---Average Change---			Total	HDCP Total	Pins Gms		New	Old	+/-	High Game	High Sers	HDCP Game	HDCP Sers		
				-1-	-2-	-3-			Total	Total									
1	09/08/23	140	60	154	126	141	421	601	421	3	140.33	-	0.00	=	140.33	154	421	214	601
2	09/15/23	140	0				0	0	421	3	140.33	-	140.33	=	0.00	154	421	214	601
3	09/22/23	140	0				0	0	421	3	140.33	-	140.33	=	0.00	154	421	214	601
4	09/29/23	140	60	114	141	115	370	550	791	6	131.83	-	140.33	=	-8.50	154	421	214	601
5	10/06/23	131	69	107	141	222	470	677	1261	9	140.11	-	131.83	=	8.28	222	470	291	677
6	10/13/23	140	60	133	115	106	354	534	1615	12	134.58	-	140.11	=	-5.53	222	470	291	677
7	10/20/23	134	0				0	0	1615	12	134.58	-	134.58	=	0.00	222	470	291	677
8	10/27/23	134	66	134	132	130	396	594	2011	15	134.07	-	134.58	=	-0.52	222	470	291	677
9	11/03/23	134	66	126	138	134	398	596	2409	18	133.83	-	134.07	=	-0.23	222	470	291	677
10	11/10/23	133	67	117	127	126	370	571	2779	21	132.33	-	133.83	=	-1.50	222	470	291	677
11	11/17/23	132	68	111	118	140	369	573	3148	24	131.17	-	132.33	=	-1.17	222	470	291	677
12	12/01/23	131	0				0	0	3148	24	131.17	-	131.17	=	0.00	222	470	291	677
13	12/08/23	131	0				0	0	3148	24	131.17	-	131.17	=	0.00	222	470	291	677
14	12/15/23	131	0				0	0	3148	24	131.17	-	131.17	=	0.00	222	470	291	677
15	01/05/24	131	0				0	0	3148	24	131.17	-	131.17	=	0.00	222	470	291	677
16	01/12/24	131	69	149	163	157	469	676	3617	27	133.96	-	131.17	=	2.80	222	470	291	677
17	01/19/24	133	67	134	140	148	422	623	4039	30	134.63	-	133.96	=	0.67	222	470	291	677
18	01/26/24	134	66	121	115	109	345	543	4384	33	132.85	-	134.63	=	-1.78	222	470	291	677
19	02/02/24	132	68	140	115	126	381	585	4765	36	132.36	-	132.85	=	-0.49	222	470	291	677
20	02/09/24	132	68	98	101	112	311	515	5076	39	130.15	-	132.36	=	-2.21	222	470	291	677
21	02/16/24	130	70	98	120	104	322	532	5398	42	128.52	-	130.15	=	-1.63	222	470	291	677
22	02/23/24	128	72	125	156	163	444	660	5842	45	129.82	-	128.52	=	1.30	222	470	291	677
23	03/01/24	129	71	157	163	142	462	675	6304	48	131.33	-	129.82	=	1.51	222	470	291	677
24	03/08/24	131	69	107	143	153	403	610	6707	51	131.51	-	131.33	=	0.18	222	470	291	677
25	03/15/24	131	69	135	172	128	435	642	7142	54	132.26	-	131.51	=	0.75	222	470	291	677
26	03/22/24	132	68	148	136	156	440	644	7582	57	133.02	-	132.26	=	0.76	222	470	291	677
27	03/29/24	133	0				0	0	7582	57	133.02	-	133.02	=	0.00	222	470	291	677
28	04/05/24	133	67	127	170	150	447	648	8029	60	133.82	-	133.02	=	0.80	222	470	291	677
29	04/12/24	133	67	109	133	145	387	588	8416	63	133.59	-	133.82	=	-0.23	222	470	291	677
30	04/19/24	133	67	107	157	138	402	603	8818	66	133.61	-	133.59	=	0.02	222	470	291	677

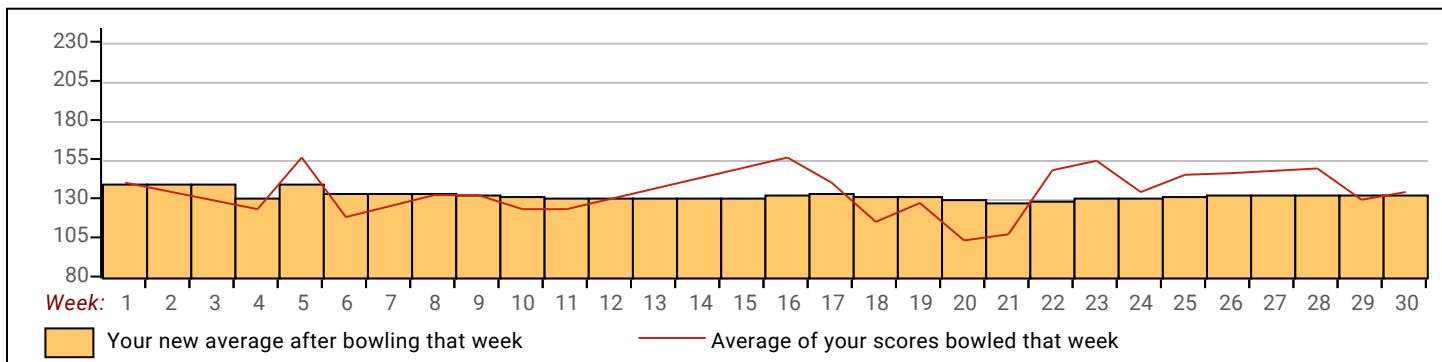
End of 1st split

<u><100</u>	<u>100's</u>	<u>125's</u>	<u>150's</u>	<u>175's</u>	<u>200's</u>	<u>225's</u>	<u>250's</u>	<u>275's</u>	<u>300's</u>
2	19	31	13		1				
<u><400</u>	<u>400's</u>	<u>450's</u>	<u>500's</u>	<u>550's</u>	<u>600's</u>	<u>650's</u>	<u>700's</u>	<u>750's</u>	<u>800's</u>
11	8	3							
<u>Avg of Game 1</u>			<u>Avg of Game 2</u>			<u>Avg of Game 3</u>			
125.05			137.36			138.41			

High game of 222 on week 5 High series of 470 on week 5 High average of 140.33 after bowling week 1
 Low game of 98 on week 20 Low series of 311 on week 20 Low average of 128.52 after bowling week 21

High Scores by Game

Game #1: 157 on week 23 Game #2: 172 on week 25 Game #3: 222 on week 5



Senior Singles 2023-24

Note: This report includes information through April 19 which is Week 30 of 30

Patsy A. Parkinson's Bowling Record

Week No.	Bowling Date	Old Avg	Old HDCP	---Average Change---				HDCP Total	Pins Gms		New	Old	+/-	High Game	High Sers	HDCP Game	HDCP Sers
				-1-	-2-	-3-	Total		Total	Total							
1	09/08/23	94	106	94	96	92	282	600	282	3	94.00	- 0.00	= 94.00	96	282	202	600
2	09/15/23	94	106	102	110	82	294	612	576	6	96.00	- 94.00	= 2.00	110	294	216	612
3	09/22/23	96	0				0	0	576	6	96.00	- 96.00	= 0.00	110	294	216	612
4	09/29/23	96	104	110	108	109	327	639	903	9	100.33	- 96.00	= 4.33	110	327	216	639
5	10/06/23	100	100	101	105	106	312	612	1215	12	101.25	- 100.33	= 0.92	110	327	216	639
6	10/13/23	101	0				0	0	1215	12	101.25	- 101.25	= 0.00	110	327	216	639
7	10/20/23	101	99	127	126	108	361	658	1576	15	105.07	- 101.25	= 3.82	127	361	226	658
8	10/27/23	105	95	83	101	96	280	565	1856	18	103.11	- 105.07	= -1.96	127	361	226	658
9	11/03/23	103	0				0	0	1856	18	103.11	- 103.11	= 0.00	127	361	226	658
10	11/10/23	103	0				0	0	1856	18	103.11	- 103.11	= 0.00	127	361	226	658
11	11/17/23	103	0				0	0	1856	18	103.11	- 103.11	= 0.00	127	361	226	658
12	12/01/23	103	97	112	90	110	312	603	2168	21	103.24	- 103.11	= 0.13	127	361	226	658
13	12/08/23	103	97	99	101	94	294	585	2462	24	102.58	- 103.24	= -0.65	127	361	226	658
14	12/15/23	102	0				0	0	2462	24	102.58	- 102.58	= 0.00	127	361	226	658
15	01/05/24	102	0				0	0	2462	24	102.58	- 102.58	= 0.00	127	361	226	658
16	01/12/24	102	0				0	0	2462	24	102.58	- 102.58	= 0.00	127	361	226	658
17	01/19/24	102	0				0	0	2462	24	102.58	- 102.58	= 0.00	127	361	226	658
18	01/26/24	102	0				0	0	2462	24	102.58	- 102.58	= 0.00	127	361	226	658
19	02/02/24	102	0				0	0	2462	24	102.58	- 102.58	= 0.00	127	361	226	658
20	02/09/24	102	0				0	0	2462	24	102.58	- 102.58	= 0.00	127	361	226	658
21	02/16/24	102	0				0	0	2462	24	102.58	- 102.58	= 0.00	127	361	226	658
22	02/23/24	102	0				0	0	2462	24	102.58	- 102.58	= 0.00	127	361	226	658
23	03/01/24	102	0				0	0	2462	24	102.58	- 102.58	= 0.00	127	361	226	658
24	03/08/24	102	0				0	0	2462	24	102.58	- 102.58	= 0.00	127	361	226	658
25	03/15/24	102	98	122	123	87	332	626	2794	27	103.48	- 102.58	= 0.90	127	361	226	658
26	03/22/24	103	0				0	0	2794	27	103.48	- 103.48	= 0.00	127	361	226	658
27	03/29/24	103	0				0	0	2794	27	103.48	- 103.48	= 0.00	127	361	226	658
28	04/05/24	103	0				0	0	2794	27	103.48	- 103.48	= 0.00	127	361	226	658
29	04/12/24	103	0				0	0	2794	27	103.48	- 103.48	= 0.00	127	361	226	658
30	04/19/24	103	97				0	0	2794	27	103.48	- 103.48	= 0.00	127	361	226	658

End of 1st split

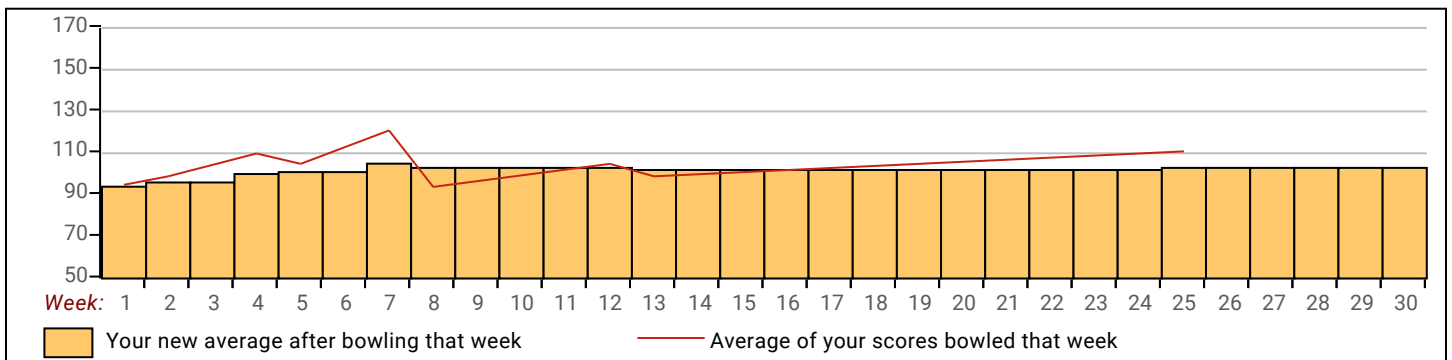
<u><100</u>	<u>100's</u>	<u>125's</u>	<u>150's</u>	<u>175's</u>	<u>200's</u>	<u>225's</u>	<u>250's</u>	<u>275's</u>	<u>300's</u>
10	15	2							
<u><400</u>	<u>400's</u>	<u>450's</u>	<u>500's</u>	<u>550's</u>	<u>600's</u>	<u>650's</u>	<u>700's</u>	<u>750's</u>	<u>800's</u>
9									

<u>Avg of Game 1</u>	<u>Avg of Game 2</u>	<u>Avg of Game 3</u>
105.56	106.67	98.22

High game of 127 on week 7 High series of 361 on week 7 High average of 105.07 after bowling week 7
 Low game of 82 on week 2 Low series of 280 on week 8 Low average of 94.00 after bowling week 1

High Scores by Game

Game #1: 127 on week 7 Game #2: 126 on week 7 Game #3: 110 on week 12



Senior Singles 2023-24

Note: This report includes information through April 19 which is Week 30 of 30

Edna M. Nelson's Bowling Record

Week No.	Bowling Date	Old Avg	Old HDCP	---Average Change---			Total	HDCP Total	Pins Gms		New	Old	+/-	High Game	High Sers	HDCP Game	HDCP Sers	
				-1-	-2-	-3-			Total	Total								
1	09/08/23	131	69	99	149	147	395	602	395	3	131.67	-	0.00	= 131.67	149	395	218	602
2	09/15/23	131	69	124	122	113	359	566	754	6	125.67	-	131.67	= -6.00	149	395	218	602
3	09/22/23	125	75	122	98	134	354	579	1108	9	123.11	-	125.67	= -2.56	149	395	218	602
4	09/29/23	123	77	124	155	174	453	684	1561	12	130.08	-	123.11	= 6.97	174	453	251	684
5	10/06/23	130	70	110	114	103	327	537	1888	15	125.87	-	130.08	= -4.22	174	453	251	684
6	10/13/23	125	75	118	147	128	393	618	2281	18	126.72	-	125.87	= 0.86	174	453	251	684
7	10/20/23	126	74	121	133	114	368	590	2649	21	126.14	-	126.72	= -0.58	174	453	251	684
8	10/27/23	126	74	127	154	161	442	664	3091	24	128.79	-	126.14	= 2.65	174	453	251	684
9	11/03/23	128	72	115	115	142	372	588	3463	27	128.26	-	128.79	= -0.53	174	453	251	684
10	11/10/23	128	0				0	0	3463	27	128.26	-	128.26	= 0.00	174	453	251	684
11	11/17/23	128	72	98	139	161	398	614	3861	30	128.70	-	128.26	= 0.44	174	453	251	684
12	12/01/23	128	72	124	149	158	431	647	4292	33	130.06	-	128.70	= 1.36	174	453	251	684
13	12/08/23	130	70	106	101	125	332	542	4624	36	128.44	-	130.06	= -1.62	174	453	251	684
14	12/15/23	128	72	113	83	122	318	534	4942	39	126.72	-	128.44	= -1.73	174	453	251	684
15	01/05/24	126	0				0	0	4942	39	126.72	-	126.72	= 0.00	174	453	251	684
16	01/12/24	126	0				0	0	4942	39	126.72	-	126.72	= 0.00	174	453	251	684
17	01/19/24	126	0				0	0	4942	39	126.72	-	126.72	= 0.00	174	453	251	684
18	01/26/24	126	0				0	0	4942	39	126.72	-	126.72	= 0.00	174	453	251	684
19	02/02/24	126	74	109	141	154	404	626	5346	42	127.29	-	126.72	= 0.57	174	453	251	684
20	02/09/24	127	73	143	138	96	377	596	5723	45	127.18	-	127.29	= -0.11	174	453	251	684
21	02/16/24	127	73	133	99	122	354	573	6077	48	126.60	-	127.18	= -0.57	174	453	251	684
22	02/23/24	126	74	125	94	102	321	543	6398	51	125.45	-	126.60	= -1.15	174	453	251	684
23	03/01/24	125	75	128	93	115	336	561	6734	54	124.70	-	125.45	= -0.75	174	453	251	684
24	03/08/24	124	0				0	0	6734	54	124.70	-	124.70	= 0.00	174	453	251	684
25	03/15/24	124	76	133	128	150	411	639	7145	57	125.35	-	124.70	= 0.65	174	453	251	684
26	03/22/24	125	0				0	0	7145	57	125.35	-	125.35	= 0.00	174	453	251	684
27	03/29/24	125	75	131	121	154	406	631	7551	60	125.85	-	125.35	= 0.50	174	453	251	684
28	04/05/24	125	75	120	123	131	374	599	7925	63	125.79	-	125.85	= -0.06	174	453	251	684
29	04/12/24	125	75	120	104	105	329	554	8254	66	125.06	-	125.79	= -0.73	174	453	251	684
30	04/19/24	125	75				0	0	8254	66	125.06	-	125.06	= 0.00	174	453	251	684

End of 1st split

<u><100</u> 8	<u>100's</u> 28	<u>125's</u> 21	<u>150's</u> 9	<u>175's</u>	<u>200's</u>	<u>225's</u>	<u>250's</u>	<u>275's</u>	<u>300's</u>
<u><400</u> 16	<u>400's</u> 5	<u>450's</u> 1	<u>500's</u>	<u>550's</u>	<u>600's</u>	<u>650's</u>	<u>700's</u>	<u>750's</u>	<u>800's</u>

<u>Avg of Game 1</u> 120.14	<u>Avg of Game 2</u> 122.73	<u>Avg of Game 3</u> 132.32
--------------------------------	--------------------------------	--------------------------------

High game of 174 on week 4 High series of 453 on week 4 High average of 131.67 after bowling week 1
 Low game of 83 on week 14 Low series of 318 on week 14 Low average of 123.11 after bowling week 3

High Scores by Game

Game #1: 143 on week 20 Game #2: 155 on week 4 Game #3: 174 on week 4

