4/2/2024 Week 29 of 31

Satellite 2023-24

Tuesday 6:30 pm

Big Apple Fun Center

Lanes 1 - 8

President: Denae Washington (308)293-1236
Vice President: Rebecca McPherson (402)984-0342
Secretary/Treasurer: Robbie Samuelson (308)238-3529

Team Standings

Place	Lane	#	Team Name	Points Won	Points Lost	%Won	Pins + HDCP	Scratch Pins	Avg p/gm	High Game	High Sers	HDCP Game	HDCP Sers
1	7	1	Kearney Concrete	91	35	72.2	65834	50357	578	712	1942	877	2374
2	2	3	Girls Night Out	76½	49½	60.7	64652	44909	516	605	1719	823	2380
3	3	2	Splits N Giggles	76	50	60.3	65135	48401	556	675	1949	853	2483
4	5	7	Ward Farms	74½	51½	59.1	65375	45047	517	620	1737	849	2388
5	8	6	Dolls with Balls	67½	58½	53.6	64739	49399	567	658	1827	841	2382
6	6	4	Nolte	51½	74½	40.9	63883	40771	468	586	1558	870	2410
7	1	5	Play Pen Lounge	49	77	38.9	63072	41760	480	604	1654	848	2422
8	4	8	Bye Team	18	108		0	0		0	0	0	0

Review of Last Week's Bowling.....

Lanes	Team Name	HDCP -1-	HDCP -2-	HDCP -3-	HDCP Total	Last Wk WON		Team Name	HDCP -1-	HDCP -2-	HDCP -3-	HDCP Total	Last Wk WON
1-2	Play Pen Lounge	631	692	**745**	2068	1	<--->	Girls Night Out	**776**	**785**	744	**2305**	8
3-4	Splits N Giggles	**776**	**801**	**761**	**2338**	9	<--->	Bye Team	0	0	0	0	0
5-6	Ward Farms	709	758	714	2181	3	<--->	Nolte	**791**	**765**	**738**	**2294**	6
7-8	Kearney Concrete	**773**	739	**784**	**2296**	6	<--->	Dolls with Balls	758	**740**	727	2225	3

Lane Assignments

	1-2	3-4	5-6	7-8	
Wk30 04/09	1- 3	2- 7	6- 4	5- 8	*Position Round- Start Lane - 1*
Wk31 04/16 ☞	*Roll-Off- Start Lane - 1*				

Last Week's Top Scores

Team Scratch Game		Team Scratch Series		Team Handicap Game		Team Handicap Series	
631	Kearney Concrete	1837	Kearney Concrete	801	Splits N Giggles	2338	Splits N Giggles
620	Splits N Giggles	1795	Splits N Giggles	791	Nolte	2305	Girls Night Out
574	Dolls with Balls	1673	Dolls with Balls	785	Girls Night Out	2296	Kearney Concrete
568	Girls Night Out	1654	Girls Night Out	784	Kearney Concrete	2294	Nolte
525	Nolte	1496	Nolte	758	Dolls with Balls	2225	Dolls with Balls
520	Ward Farms	1467	Ward Farms	758	Ward Farms	2181	Ward Farms
485	Play Pen Lounge	1288	Play Pen Lounge	745	Play Pen Lounge	2068	Play Pen Lounge

Scratch Game		Scratch Series		Handicap Game		Handicap Series	
202	Allie Moore	581	Allie Moore	224	Allie Moore	647	Allie Moore
183	Krista Wiester	521	Krista Wiester	221	Brenda Oliver	610	Marcie Muchmore
180	Robbie Samuelson	516	Robbie Samuelson	213	Denae Washington	608	Stacia Zimmerman
180	Denae Washington	496	Denae Washington	213	Stacia Zimmerman	606	Robbie Samuelson
171	Madison Sanford	479	Madison Sanford	211	Jodi Vanden Berge	605	Krista Wiester
166	Brenda Oliver	452	Cindy Gibbons	211	Krista Wiester	595	Denae Washington
165	Cindy Gibbons	449	Jennifer Ryan	210	Lindsay McLaughlin	588	Joy Redden
161	Susan Weiler	442	Marcie Muchmore	210	Robbie Samuelson	584	Cindy Gibbons
158	Jennifer Ryan	439	Linda Johnson	209	Cindy Gibbons	580	Brenda Oliver
157	Lindsay McLaughlin	437	Susan Weiler	208	Vicki Polhemus	574	Linda Johnson
157	Linda Johnson					574	Kim Orcutt
						574	Vicki Polhemus

Season High Scores

Team Scratch Game		Team Scratch Series		Team Handicap Game		Team Handicap Series	
712	Kearney Concrete	1949	Splits N Giggles	877	Kearney Concrete	2483	Splits N Giggles
675	Splits N Giggles	1942	Kearney Concrete	870	Nolte	2422	Play Pen Lounge
658	Dolls with Balls	1827	Dolls with Balls	853	Splits N Giggles	2410	Nolte
620	Ward Farms	1737	Ward Farms	849	Ward Farms	2388	Ward Farms
605	Girls Night Out	1719	Girls Night Out	848	Play Pen Lounge	2382	Dolls with Balls
604	Play Pen Lounge	1654	Play Pen Lounge	841	Dolls with Balls	2380	Girls Night Out
586	Nolte	1558	Nolte	823	Girls Night Out	2374	Kearney Concrete

Scratch Game		Scratch Series		Handicap Game		Handicap Series	
257	Rebecca McPherson	628	Denae Washington	294	Madison Sanford	733	Denae Washington
256	Madison Sanford	614	Robbie Samuelson	277	Robbie Samuelson	710	Robbie Samuelson
244	Robbie Samuelson	604	Rebecca McPherson	276	Rebecca McPherson	687	Madison Sanford
235	Denae Washington	586	Madison Sanford	270	Denae Washington	681	Rebecca McPherson
222	Allie Moore	581	Allie Moore	247	Dani Krotz	672	Cinda Ward
222	Jennifer Ryan	574	Jennifer Ryan	247	Vicki Polhemus	671	Susan Ohlrich
220	Shelli Krotz	551	Krista Wiester	247	Leisa McConnell	671	Susan Weiler
205	Dani Krotz	544	Lisa Poff	245	Jo Johnson	668	Lindsay McLaughlin
204	Susan Ohlrich	537	Dani Krotz	245	Allie Moore	663	Dani Krotz
204	Krista Wiester	527	Susan Weiler	245	Linda Albrecht	660	Bonnie Busch

Team Rosters

1 - Kearney Concrete

Name	Avg	HDCP	Pins	Gms	Points Won	High Game	High Sers	HDCP Game	HDCP Sers	Most Improved Avg	Most Improved +/-	To Raise Avg +1	To Drop Avg -1	Weekly Over Avg Series Avg +/-
Deb A. Shubert	111	71	4346	39	7.0	139	368	209	587	112	-0.56	358	315	
Jeanne M. May	123	61	4834	39	9.5	172	410	232	590	125	-1.05	374	331	
Kim Orcutt	129	56	5431	42	7.0	155	427	211	590	127	+2.31	419	373	403 - 384=19
Karen R. Garrelts	138	49	5415	39	12.0	184	482	235	635	136	+2.85	423	380	
Linda A. Johnson	143	45	6878	48	11.0	187	491	236	629	141	+2.29	466	414	439 - 429=10
Robbie S. Samuelson	162	30	10257	63	15.5	244	614	277	710	158	+4.81	501	434	516 - 486=30
Lisa S. Poff	164	28	5423	33	10.0	194	544	222	607	164	+0.33	517	480	
Madison M. Sanford	172	22	7773	45	20.0	256	586	294	687	174	-1.27	531	482	479 - 519=-40

2 - Splits N Giggles

Name	Avg	HDCP	Pins	Gms	Points Won	High Game	High Sers	HDCP Game	HDCP Sers	Most Improved Avg	Most Improved +/-	To Raise Avg +1	To Drop Avg -1	Weekly Over Avg Series Avg +/-
Janet E. Anderson	117	66	1055	9	3.0	153	381	223	591			361	348	
Angie C. Hauserman	122	62	10673	87	16.0	170	433	234	640	121	+1.68	397	306	351 - 366=-15
Lindsay L. McLaughlin	133	53	11598	87	16.0	184	500	237	668	136	-2.69	462	371	411 - 399=12
Cindy Gibbons	146	43	8330	57	16.0	184	498	225	624	145	+1.14	490	429	452 - 435=17
Allie E. Moore	173	21	10909	63	34.0	222	581	245	648	171	+2.16	575	508	581 - 516=65

3 - Girls Night Out

Name	Avg	HDCP	Pins	Gms	Points Won	High Game	High Sers	HDCP Game	HDCP Sers	Most Improved Avg	Most Improved +/-	To Raise Avg +1	To Drop Avg -1	Weekly Over Avg Series Avg +/-
Stephane R. Muchmore	100	80	5424	54	11.0	136	357	226	627	96	+4.44	333	275	326 - 297=29
Sherry J. Lane	123	61	7410	60	13.0	162	419	225	608	119	+4.50	402	338	
Marcie S. Muchmore	131	55	7870	60	9.0	177	448	233	610	135	-3.83	446	382	442 - 390=52
Jane M. Wentz	132	54	9171	69	11.0	181	483	236	648	136	-3.09	405	332	
Roxann R. DeLaet	139	48	5037	36	12.0	190	474	238	624	138	+1.92	423	383	
Susan M. Weiler	143	45	5608	39	17.0	183	527	231	671	140	+3.79	440	397	437 - 429=8
Jennifer A. Ryan	153	37	4152	27	6.0	222	574	239	606	155	-1.22	468	437	449 - 462=-13

4 - Nolte

Name	Avg	HDCP	Pins	Gms	Points Won	High Game	High Sers	HDCP Game	HDCP Sers	Most Improved Avg	Most Improved +/-	To Raise Avg +1	To Drop Avg -1	Weekly Over Avg Series Avg +/-
Stacia L. Zimmerman	104	76	6914	66	8.5	141	378	217	609	104	+0.76	331	261	377 - 309=68
Linda M. Albrecht	113	69	8475	75	16.0	159	390	245	648	110	+3.00	417	338	317 - 339=-22
Joy E. Redden	115	68	7655	66	5.0	154	434	220	608	126	-10.02	349	279	384 - 345=39
Bonnie K. Busch	118	65	5704	48	11.0	172	435	242	660	115	+3.83	365	313	
Vicki J. Polhemus	134	52	10934	81	23.5	190	473	247	629	132	+2.99	406	321	418 - 402=16

5 - Play Pen Lounge

Name	Avg	HDCP	Pins	Gms	Points Won	High Game	High Sers	HDCP Game	HDCP Sers	Most Improved Avg	Most Improved +/-	To Raise Avg +1	To Drop Avg -1	Weekly Over Avg Series Avg +/-
Marissa A. Maya	103	77	2803	27	2.0	134	345	214	585	102	+1.81	317	286	
Jessica M. Vanden Berge	111	71	2343	21	5.0	140	383	212	599	111	+0.57	345	320	
Mary B. McGuigan	115	68	6562	57	11.0	158	399	226	603	117	-1.88	398	337	317 - 345=-28
Jodi K. Vanden Berge	116	67	3490	30	4.0	180	419	228	563	118	-1.67	371	337	349 - 348=1
Leisa K. McConnell	130	56	6276	48	13.0	192	456	247	618	135	-4.25	405	353	
Cherish L. Ohlman	137	50	4938	36	8.0	184	465	230	624	136	+1.17	444	404	
Susan M. Ohlrich	138	49	4998	36	7.0	204	518	244	671	135	+3.83	423	383	373 - 420=-47

6 - Dolls with Balls

Name	Avg	HDCP	Pins	Gms	Points Won	High Game	High Sers	HDCP Game	HDCP Sers	Most Improved Avg	Most Improved +/-	To Raise Avg +1	To Drop Avg -1	Weekly Over Avg Series Avg +/-
Emilie E. Adamson	119	64	9319	78	11.0	175	454	240	649	122	-2.53	401	319	338 - 357=-19
DeAnn M. Brickner	126	59	6837	54	10.0	166	443	225	620	125	+1.61	402	344	
Denae L. Washington	159	32	13372	84	25.5	235	628	270	733	151	+8.19	548	460	496 - 474=22
Krista K. Wiester	166	27	12465	75	25.0	204	551	232	628	168	-1.80	561	482	521 - 495=26

7 - Ward Farms

Name	Avg	HDCP	Pins	Gms	Points Won	High Game	High Sers	HDCP Game	HDCP Sers	Most Improved Avg	Most Improved +/-	To Raise Avg +1	To Drop Avg -1	Weekly Over Avg Series Avg +/-
Karen K. Brown	90	88	1901	21	4.0	143	328	234	601	90	+0.52	283	258	
Joy L. Kutsch	109	72	6252	57	10.0	167	389	239	617	105	+4.68	348	287	330 - 327=3
Jo A. Johnson	121	63	8001	66	18.0	176	431	245	623	116	+5.23	417	347	
Cinda L. Ward	129	56	9700	75	17.0	179	501	236	672	126	+3.33	440	361	359 - 387=-28
Helen L. Knake	130	56	3133	24	5.0	165	447	227	633	131	-0.46	404	376	363 - 393=-30
Brenda K. Oliver	131	55	6315	48	9.0	167	450	223	621	131	+0.56	417	365	415 - 393=22
Rebecca L. McPherson	176	19	9535	54	27.5	257	604	276	681	180	-3.43	554	496	

8 - Bye Team

Temporary Substitutes

Name	Avg	HDCP	Pins	Gms	Points Won	High Game	High Sers	HDCP Game	HDCP Sers	Most Improved Avg	Most Improved +/-	To Raise Avg +1	To Drop Avg -1	Weekly Over Avg Series Avg +/-
Rhonda S. Johnson	114	68	3084	27	8.0	146	404	218	619	111	+3.22	366	335	
Dani Krotz	158	33	1424	9	3.0	205	537	247	663			484	471	
Shelli Krotz	171	23	513	3	1.0	220	513	243	582			519	512	
Sheri J. Londer	123	61	1478	12	3.0	154	391	217	580			382	366	
Tina Reil-Lux	168	25	505	3	2.0	201	505	226	580			509	502	
Brenda J. Sonnenfeld	95	84	856	9		129	312	209	552			296	283	
Alexis A. Thiel	129	56	3105	24	3.0	175	444	224	615	127	+2.38	405	377	

High Individual Match Points

34	Allie Moore	27.5	Rebecca McPherson	25.5	Denae Washington	25	Krista Wiester
23.5	Vicki Polhemus	20	Madison Sanford	18	Jo Johnson	17	Cinda Ward
17	Susan Weiler	16	Lindsay McLaughlin	16	Cindy Gibbons	16	Angie Hauserman

Individual High Averages

176.57	Rebecca McPherson	173.16	Allie Moore	172.73	Madison Sanford	166.20	Krista Wiester
164.33	Lisa Poff	162.81	Robbie Samuelson	159.19	Denae Washington	153.78	Jennifer Ryan
146.14	Cindy Gibbons	143.79	Susan Weiler	143.29	Linda Johnson	139.92	Roxann DeLaet

Most Improved Average

151	to	159.19	=	+8.19	Denae Washingto	116	to	121.23	=	+5.23	Jo Johnson	158	to	162.81	=	+4.81	Robbie Samuelson
105	to	109.68	=	+4.68	Joy Kutsch	119	to	123.50	=	+4.50	Sherry Lane	96	to	100.44	=	+4.44	Stephane Muchm
135	to	138.83	=	+3.83	Susan Ohlrich	115	to	118.83	=	+3.83	Bonnie Busch	140	to	143.79	=	+3.79	Susan Weiler

Most Un-Improved Averages

126	to	115.98	=	-10.02	Joy Redden	135	to	130.75	=	-4.25	Leisa McConnell	135	to	131.17	=	-3.83	Marcie Muchmore
180	to	176.57	=	-3.43	Rebecca McPhers	136	to	132.91	=	-3.09	Jane Wentz	136	to	133.31	=	-2.69	Lindsay McLaughli
122	to	119.47	=	-2.53	Emilie Adamson	117	to	115.12	=	-1.88	Mary McGuigan	168	to	166.20	=	-1.80	Krista Wiester

Satellite 2023-24

Big Apple Fun Center

Reprint of Scores -- Week 29

Lane 1 5 - Play Pen Lounge Week 29 4/2/2024

Name	Old Avg	Old HDCP	-1-	-2-	-3-	Total	HDCP Total
Marissa A. Maya	103	77	a83	a83	a83	249	480
Mary B. McGuigan	115	68	99	100	118	317	521
Jodi K. Vanden Berge	116	67	87	118	**144**	349	550
Susan M. Ohlrich	140	48	102	**131**	140	373	517
			====	====	====	====	====
Scratch Total			371	432	485	1288	1288
Handicap			260	260	260		780
Total			631	692	**745**	1288	2068
Team Points Won			0.0	0.0	1.0	1.0	1.0
Match Points Won			0.0	0.0	0.0	0.0	0.0
Total Points Won			0.0	0.0	1.0	1.0	1.0

Lane 2 3 - Girls Night Out Week 29 4/2/2024

Name	Old Avg	Old HDCP	-1-	-2-	-3-	Total	HDCP Total
Stephane R. Muchmore	99	80	**110**	**115**	**101**	326	**566**
Marcie S. Muchmore	130	56	**141**	**150**	**151**	442	**610**
Susan M. Weiler	143	45	**159**	**161**	117	437	**572**
Jennifer A. Ryan	154	36	**149**	142	**158**	449	**557**
			====	====	====	====	====
Scratch Total			**559**	**568**	**527**	**1654**	**1654**
Handicap			217	217	217		651
Total			**776**	**785**	744	**1654**	**2305**
Team Points Won			1.0	1.0	0.0	3.0	3.0
Match Points Won			0.0	0.0	0.0	5.0	5.0
Total Points Won			1.0	1.0	0.0	8.0	8.0

Lane 3 2 - Splits N Giggles Week 29 4/2/2024

Name	Old Avg	Old HDCP	-1-	-2-	-3-	Total	HDCP Total
Angie C. Hauserman	122	62	**120**	**116**	**115**	351	**537**
Lindsay L. McLaughlin	133	53	**137**	**157**	~~117~~	411	**570**
Cindy Gibbons	145	44	**136**	**151**	**165**	452	**584**
Allie E. Moore	172	22	**202**	**196**	**183**	581	**647**
			====	====	====	====	====
Scratch Total			**595**	**620**	**580**	**1795**	**1795**
Handicap			181	181	181		543
Total			**776**	**801**	**761**	**1795**	**2338**
Team Points Won			1.0	1.0	1.0	4.0	4.0
Match Points Won			0.0	0.0	0.0	5.0	5.0
Total Points Won			1.0	1.0	1.0	9.0	9.0

Lane 4 8 - Bye Team Week 29 4/2/2024

Name	Old Avg	Old HDCP	-1-	-2-	-3-	Total	HDCP Total
No one bowled							

Lane 5 7 - Ward Farms Week 29 4/2/2024

Name	Old Avg	Old HDCP	-1-	-2-	-3-	Total	HDCP Total
Joy L. Kutsch	109	72	109	114	107	330	546
Cinda L. Ward	129	56	110	119	**130**	359	**527**
Helen L. Knake	131	55	127	121	115	363	528
Brenda K. Oliver	131	55	125	**166**	124	415	**580**
			====	====	====	====	====
Scratch Total			471	**520**	**476**	1467	1467
Handicap			238	238	238		714
Total			709	758	714	1467	2181
Team Points Won			0.0	0.0	0.0	0.0	0.0
Match Points Won			0.0	0.0	0.0	3.0	3.0
Total Points Won			0.0	0.0	0.0	3.0	3.0

Lane 6 4 - Nolte Week 29 4/2/2024

Name	Old Avg	Old HDCP	-1-	-2-	-3-	Total	HDCP Total
Stacia L. Zimmerman	103	77	**136**	**117**	**124**	377	**608**
Linda M. Albrecht	113	69	**125**	**107**	85	317	524
Joy E. Redden	115	68	**134**	**119**	**131**	384	**588**
Vicki J. Polhemus	134	52	**130**	156	**132**	418	574
			====	====	====	====	====
Scratch Total			**525**	499	472	**1496**	**1496**
Handicap			266	266	266		798
Total			**791**	**765**	**738**	**1496**	**2294**
Team Points Won			1.0	1.0	1.0	4.0	4.0
Match Points Won			0.0	0.0	0.0	2.0	2.0
Total Points Won			1.0	1.0	1.0	6.0	6.0

Lane 7 1 - Kearney Concrete Week 29 4/2/2024

Name	Old Avg	Old HDCP	-1-	-2-	-3-	Total	HDCP Total
Kim Orcutt	128	57	**141**	**117**	**145**	403	**574**
Linda A. Johnson	143	45	**157**	**147**	**135**	439	**574**
Robbie S. Samuelson	162	30	180	156	**180**	516	**606**
Madison M. Sanford	173	21	142	166	171	479	542
			====	====	====	====	====
Scratch Total			**620**	**586**	**631**	**1837**	**1837**
Handicap			153	153	153		459
Total			**773**	739	**784**	**1837**	**2296**
Team Points Won			1.0	0.0	1.0	3.0	3.0
Match Points Won			0.0	0.0	0.0	3.0	3.0
Total Points Won			1.0	0.0	1.0	6.0	6.0

Lane 8 6 - Dolls with Balls Week 29 4/2/2024

Name	Old Avg	Old HDCP	-1-	-2-	-3-	Total	HDCP Total
Emilie E. Adamson	119	64	117	101	120	338	530
DeAnn M. Brickner	126	59	a106	a106	a106	318	495
Denae L. Washington	158	33	**180**	**166**	150	496	595
Krista K. Wiester	165	28	**171**	**183**	**167**	521	**605**
			====	====	====	====	====
Scratch Total			574	556	543	1673	1673
Handicap			184	184	184		552
Total			758	**740**	727	1673	2225
Team Points Won			0.0	1.0	0.0	1.0	1.0
Match Points Won			0.0	0.0	0.0	2.0	2.0
Total Points Won			0.0	1.0	0.0	3.0	3.0

Satellite 2023-24

Big Apple Fun Center

Match Points Won (This Week) -- Week 29

Lane 1 5 - Play Pen Lounge Week 29 4/2/2024

Name	Last Wk Won	Last Wk Lost	HDCP -1-	HDCP -2-	HDCP -3-	HDCP Total
Marissa A. Maya		1.0	a160	a160	a160	480
Mary B. McGuigan		1.0	167	168	186	521
Jodi K. Vanden Berge		1.0	154	185	**211**	550
Susan M. Ohlrich		1.0	150	**179**	188	517
			==========			====
Scratch Total			371	432	485	1288
Handicap			260	260	260	780
Total			631	692	**745**	2068
Team Points Won			0.0	0.0	1.0	1.0
Match Points Won			0.0	0.0	0.0	0.0
Total Points Won			0.0	0.0	1.0	1.0

Lane 2 3 - Girls Night Out Week 29 4/2/2024

Name	Last Wk Won	Last Wk Lost	HDCP -1-	HDCP -2-	HDCP -3-	HDCP Total
Stephane R. Muchmore	1.0		**190**	**195**	**181**	**566**
Marcie S. Muchmore	1.0		**197**	**206**	**207**	**610**
Susan M. Weiler	2.0		**204**	**206**	162	**572**
Jennifer A. Ryan	1.0		**185**	178	**194**	**557**
			==========			====
Scratch Total			**559**	**568**	**527**	**1654**
Handicap			217	217	217	651
Total			**776**	**785**	744	**2305**
Team Points Won			1.0	1.0	0.0	3.0
Match Points Won			0.0	0.0	0.0	5.0
Total Points Won			1.0	1.0	0.0	8.0

Lane 3 2 - Splits N Giggles Week 29 4/2/2024

Name	Last Wk Won	Last Wk Lost	HDCP -1-	HDCP -2-	HDCP -3-	HDCP Total
Angie C. Hauserman	1.0		**182**	**178**	**177**	**537**
Lindsay L. McLaughlin	1.0		**190**	**210**	~~170~~	**570**
Cindy Gibbons	1.0		**180**	**195**	**209**	**584**
Allie E. Moore	2.0		**224**	**218**	**205**	**647**
			==========			====
Scratch Total			**595**	**620**	**580**	**1795**
Handicap			181	181	181	543
Total			**776**	**801**	**761**	**2338**
Team Points Won			1.0	1.0	1.0	4.0
Match Points Won			0.0	0.0	0.0	5.0
Total Points Won			1.0	1.0	1.0	9.0

Lane 4 8 - Bye Team Week 29 4/2/2024

Name	Last Wk Won	Last Wk Lost	HDCP -1-	HDCP -2-	HDCP -3-	HDCP Total
No one bowled						

Lane 5 7 - Ward Farms Week 29 4/2/2024

Name	Last Wk Won	Last Wk Lost	HDCP -1-	HDCP -2-	HDCP -3-	HDCP Total
Joy L. Kutsch		1.0	181	186	179	546
Cinda L. Ward	1.0		166	175	**186**	**527**
Helen L. Knake		1.0	182	176	170	528
Brenda K. Oliver	2.0		180	**221**	179	**580**
			==========			====
Scratch Total			471	**520**	**476**	1467
Handicap			238	238	238	714
Total			709	758	714	2181
Team Points Won			0.0	0.0	0.0	0.0
Match Points Won			0.0	0.0	0.0	3.0
Total Points Won			0.0	0.0	0.0	3.0

Lane 6 4 - Nolte Week 29 4/2/2024

Name	Last Wk Won	Last Wk Lost	HDCP -1-	HDCP -2-	HDCP -3-	HDCP Total
Stacia L. Zimmerman	1.0		**213**	**194**	**201**	**608**
Linda M. Albrecht		1.0	**194**	**176**	154	524
Joy E. Redden	1.0		**202**	**187**	**199**	**588**
Vicki J. Polhemus		1.0	**182**	208	**184**	574
			==========			====
Scratch Total			**525**	499	472	**1496**
Handicap			266	266	266	798
Total			**791**	**765**	**738**	**2294**
Team Points Won			1.0	1.0	1.0	4.0
Match Points Won			0.0	0.0	0.0	2.0
Total Points Won			1.0	1.0	1.0	6.0

Lane 7 1 - Kearney Concrete Week 29 4/2/2024

Name	Last Wk Won	Last Wk Lost	HDCP -1-	HDCP -2-	HDCP -3-	HDCP Total
Kim Orcutt	1.0		**198**	**174**	**202**	**574**
Linda A. Johnson	1.0		**202**	**192**	**180**	**574**
Robbie S. Samuelson	1.0		210	186	**210**	**606**
Madison M. Sanford		1.0	163	187	192	542
			==========			====
Scratch Total			**620**	**586**	**631**	**1837**
Handicap			153	153	153	459
Total			**773**	739	**784**	**2296**
Team Points Won			1.0	0.0	1.0	3.0
Match Points Won			0.0	0.0	0.0	3.0
Total Points Won			1.0	0.0	1.0	6.0

Lane 8 6 - Dolls with Balls Week 29 4/2/2024

Name	Last Wk Won	Last Wk Lost	HDCP -1-	HDCP -2-	HDCP -3-	HDCP Total
Emilie E. Adamson		1.0	181	165	184	530
DeAnn M. Brickner		1.0	a165	a165	a165	495
Denae L. Washington		1.0	**213**	**199**	183	595
Krista K. Wiester	2.0		**199**	**211**	**195**	**605**
			==========			====
Scratch Total			574	556	543	1673
Handicap			184	184	184	552
Total			758	**740**	727	2225
Team Points Won			0.0	1.0	0.0	1.0
Match Points Won			0.0	0.0	0.0	2.0
Total Points Won			0.0	1.0	0.0	3.0

Satellite 2023-24

Big Apple Fun Center

Match Points Won (Total for Year)

Name	Points Won	Points Lost	%Won	Avg	Gms
Allie E. Moore	34.0	5.0	87.18%	173	63
Rebecca L. McPherson	27.5	4.0	87.30%	176	54
Denae L. Washington	25.5	9.5	72.86%	159	84
Krista K. Wiester	25.0	17.0	59.52%	166	75
Vicki J. Polhemus	23.5	11.0	68.12%	134	81
Madison M. Sanford	20.0	5.0	80.00%	172	45
Jo A. Johnson	18.0	5.0	78.26%	121	66
Cinda L. Ward	17.0	9.0	65.38%	129	75
Susan M. Weiler	17.0	3.0	85.00%	143	39
Lindsay L. McLaughlin	16.0	14.0	53.33%	133	87
Cindy Gibbons	16.0	10.0	61.54%	146	57
Angie C. Hauserman	16.0	13.0	55.17%	122	87
Linda M. Albrecht	16.0	11.0	59.26%	113	75
Robbie S. Samuelson	15.5	9.5	62.00%	162	63
Sherry J. Lane	13.0	8.0	61.90%	123	60
Leisa K. McConnell	13.0	11.0	54.17%	130	48
Karen R. Garrelts	12.0	3.0	80.00%	138	39
Roxann R. DeLaet	12.0	3.0	80.00%	139	36
Emilie E. Adamson	11.0	17.0	39.29%	119	78
Linda A. Johnson	11.0	6.0	64.71%	143	48
Mary B. McGuigan	11.0	9.0	55.00%	115	57
Jane M. Wentz	11.0	13.0	45.83%	132	69
Stephane R. Muchmore	11.0	8.0	57.89%	100	54
Bonnie K. Busch	11.0	6.0	64.71%	118	48
DeAnn M. Brickner	10.0	14.0	41.67%	126	54

Name	Points Won	Points Lost	%Won	Avg	Gms
Lisa S. Poff	10.0	5.0	66.67%	164	33
Joy L. Kutsch	10.0	9.0	52.63%	109	57
Jeanne M. May	9.5	3.5	73.08%	123	39
Brenda K. Oliver	9.0	9.0	50.00%	131	48
Marcie S. Muchmore	9.0	11.0	45.00%	131	60
Stacia L. Zimmerman	8.5	15.5	35.42%	104	66
Rhonda S. Johnson	8.0	2.0	80.00%	114	27
Cherish L. Ohlman	8.0	5.0	61.54%	137	36
Susan M. Ohlrich	7.0	8.0	46.67%	138	36
Kim Orcutt	7.0	7.0	50.00%	129	42
Deb A. Shubert	7.0	6.0	53.85%	111	39
Jennifer A. Ryan	6.0	6.0	50.00%	153	27
Joy E. Redden	5.0	18.0	21.74%	115	66
Jessica M. Vanden Berge	5.0	6.0	45.45%	111	21
Helen L. Knake	5.0	3.0	62.50%	130	24
Jodi K. Vanden Berge	4.0	10.0	28.57%	116	30
Karen K. Brown	4.0	4.0	50.00%	90	21
Sheri J. Londer	3.0	1.0	75.00%	123	12
Janet E. Anderson	3.0		100.00%	117	9
Alexis A. Thiel	3.0	6.0	33.33%	129	24
Dani Krotz	3.0		100.00%	158	9
Tina Reil-Lux	2.0	4.0	33.33%	168	3
Marissa A. Maya	2.0	8.0	20.00%	103	27
Shelli Krotz	1.0	1.0	50.00%	171	3
Brenda J. Sonnenfeld		3.0	0.00%	95	9

Satellite 2023-24

Big Apple Fun Center

** Bowlers listed must have a minimum of 1 games.*

Change in Average

Name	-----Old----- Pins	Games	Old Avg	-1-	-2-	-3-	Total	---Average Change--- New	- Old	---> +/-	Weekly Over Avg Series Avg +/-
Emilie E. Adamson	8981	75	119	117	101	120	338	119.47	- 119.75	= -0.27	338 - 357=-19
Linda M. Albrecht	8158	72	113	**125**	**107**	85	317	113.00	- 113.31	= -0.31	317 - 339=-22
Janet E. Anderson	1055	9	117				0	117.22	- 117.22	= 0.00	
DeAnn M. Brickner	6837	54	126	a106	a106	a106	318	126.61	- 126.61	= 0.00	
Karen K. Brown	1901	21	90				0	90.52	- 90.52	= 0.00	
Bonnie K. Busch	5704	48	118				0	118.83	- 118.83	= 0.00	
Roxann R. DeLaet	5037	36	139				0	139.92	- 139.92	= 0.00	
Karen R. Garrelts	5415	39	138				0	138.85	- 138.85	= 0.00	
Cindy Gibbons	7878	54	145	**136**	**151**	**165**	452	146.14	- 145.89	= 0.25	452 - 435=17
Angie C. Hauserman	10322	84	122	**120**	**116**	**115**	351	122.68	- 122.88	= -0.20	351 - 366=-15
Jo A. Johnson	8001	66	121				0	121.23	- 121.23	= 0.00	
Linda A. Johnson	6439	45	143	**157**	**147**	**135**	439	143.29	- 143.09	= 0.20	439 - 429=10
Rhonda S. Johnson	3084	27	114				0	114.22	- 114.22	= 0.00	
Helen L. Knake	2770	21	131	127	121	115	363	130.54	- 131.90	= -1.36	363 - 393=-30
Dani Krotz	1424	9	158				0	158.22	- 158.22	= 0.00	
Shelli Krotz	513	3	171				0	171.00	- 171.00	= 0.00	
Joy L. Kutsch	5922	54	109	109	114	107	330	109.68	- 109.67	= 0.02	330 - 327=3
Sherry J. Lane	7410	60	123				0	123.50	- 123.50	= 0.00	
Sheri J. Londer	1478	12	123				0	123.17	- 123.17	= 0.00	
Jeanne M. May	4834	39	123				0	123.95	- 123.95	= 0.00	
Marissa A. Maya	2803	27	103	a83	a83	a83	249	103.81	- 103.81	= 0.00	
Leisa K. McConnell	6276	48	130				0	130.75	- 130.75	= 0.00	
Mary B. McGuigan	6245	54	115	99	100	118	317	115.12	- 115.65	= -0.53	317 - 345=-28
Lindsay L. McLaughlin	11187	84	133	**137**	**157**	~~117~~	411	133.31	- 133.18	= 0.13	411 - 399=12
Rebecca L. McPherson	9535	54	176				0	176.57	- 176.57	= 0.00	
Allie E. Moore	10328	60	172	**202**	**196**	**183**	581	173.16	- 172.13	= 1.03	581 - 516=65
Marcie S. Muchmore	7428	57	130	**141**	**150**	**151**	442	131.17	- 130.32	= 0.85	442 - 390=52
Stephane R. Muchmore	5098	51	99	**110**	**115**	**101**	326	100.44	- 99.96	= 0.48	326 - 297=29
Cherish L. Ohlman	4938	36	137				0	137.17	- 137.17	= 0.00	
Susan M. Ohlrich	4625	33	140	102	**131**	140	373	138.83	- 140.15	= -1.32	373 - 420=-47
Brenda K. Oliver	5900	45	131	125	**166**	124	415	131.56	- 131.11	= 0.45	415 - 393=22
Kim Orcutt	5028	39	128	**141**	**117**	**145**	403	129.31	- 128.92	= 0.39	403 - 384=19
Lisa S. Poff	5423	33	164				0	164.33	- 164.33	= 0.00	
Vicki J. Polhemus	10516	78	134	**130**	156	**132**	418	134.99	- 134.82	= 0.17	418 - 402=16
Joy E. Redden	7271	63	115	**134**	**119**	**131**	384	115.98	- 115.41	= 0.57	384 - 345=39
Tina Reil-Lux	505	3	168				0	168.33	- 168.33	= 0.00	
Jennifer A. Ryan	3703	24	154	**149**	142	**158**	449	153.78	- 154.29	= -0.51	449 - 462=-13

Name	-----Old----- Pins	Games	Old Avg	-1-	-2-	-3-	Total	---Average Change--- New	- Old	---> +/-	Weekly Over Avg Series Avg +/-
Robbie S. Samuelson	9741	60	162	180	156	**180**	516	162.81	- 162.35	= 0.46	516 - 486=30
Madison M. Sanford	7294	42	173	142	166	171	479	172.73	- 173.67	= -0.93	479 - 519=-40
Deb A. Shubert	4346	39	111				0	111.44	- 111.44	= 0.00	
Brenda J. Sonnenfeld	856	9	95				0	95.11	- 95.11	= 0.00	
Alexis A. Thiel	3105	24	129				0	129.38	- 129.38	= 0.00	
Jessica M. Vanden Berge	2343	21	111				0	111.57	- 111.57	= 0.00	
Jodi K. Vanden Berge	3141	27	116	87	118	**144**	349	116.33	- 116.33	= 0.00	349 - 348=1
Cinda L. Ward	9341	72	129	110	119	**130**	359	129.33	- 129.74	= -0.40	359 - 387=-28
Denae L. Washington	12876	81	158	**180**	**166**	150	496	159.19	- 158.96	= 0.23	496 - 474=22
Susan M. Weiler	5171	36	143	**159**	**161**	117	437	143.79	- 143.64	= 0.16	437 - 429=8
Jane M. Wentz	9171	69	132				0	132.91	- 132.91	= 0.00	
Krista K. Wiester	11944	72	165	**171**	**183**	**167**	521	166.20	- 165.89	= 0.31	521 - 495=26
Stacia L. Zimmerman	6537	63	103	**136**	**117**	**124**	377	104.76	- 103.76	= 1.00	377 - 309=68

Satellite 2023-24

Big Apple Fun Center

** Bowlers listed must have a minimum of 1 games.*

High Average Listing

	Name	True Average	Pins	Gms	To Raise Avg +1	To Drop Avg -1
1	Rebecca L. McPherson	176.57	9535	54	554	496
2	Allie E. Moore	173.16	10909	63	575	508
3	Madison M. Sanford	172.73	7773	45	531	482
4	Shelli Krotz	171.00	513	3	519	512
5	Tina Reil-Lux	168.33	505	3	509	502
6	Krista K. Wiester	166.20	12465	75	561	482
7	Lisa S. Poff	164.33	5423	33	517	480
8	Robbie S. Samuelson	162.81	10257	63	501	434
9	Denae L. Washington	159.19	13372	84	548	460
10	Dani Krotz	158.22	1424	9	484	471
11	Jennifer A. Ryan	153.78	4152	27	468	437
12	Cindy Gibbons	146.14	8330	57	490	429
13	Susan M. Weiler	143.79	5608	39	440	397
14	Linda A. Johnson	143.29	6878	48	466	414
15	Roxann R. DeLaet	139.92	5037	36	423	383
16	Karen R. Garrelts	138.85	5415	39	423	380
17	Susan M. Ohlrich	138.83	4998	36	423	383
18	Cherish L. Ohlman	137.17	4938	36	444	404
19	Vicki J. Polhemus	134.99	10934	81	406	321
20	Lindsay L. McLaughlin	133.31	11598	87	462	371
21	Jane M. Wentz	132.91	9171	69	405	332
22	Brenda K. Oliver	131.56	6315	48	417	365
23	Marcie S. Muchmore	131.17	7870	60	446	382
24	Leisa K. McConnell	130.75	6276	48	405	353
25	Helen L. Knake	130.54	3133	24	404	376
26	Alexis A. Thiel	129.38	3105	24	405	377
27	Cinda L. Ward	129.33	9700	75	440	361
28	Kim Orcutt	129.31	5431	42	419	373
29	DeAnn M. Brickner	126.61	6837	54	402	344
30	Jeanne M. May	123.95	4834	39	374	331
31	Sherry J. Lane	123.50	7410	60	402	338
32	Sheri J. Londer	123.17	1478	12	382	366
33	Angie C. Hauserman	122.68	10673	87	397	306
34	Jo A. Johnson	121.23	8001	66	417	347
35	Emilie E. Adamson	119.47	9319	78	401	319
36	Bonnie K. Busch	118.83	5704	48	365	313
37	Janet E. Anderson	117.22	1055	9	361	348
38	Jodi K. Vanden Berge	116.33	3490	30	371	337
39	Joy E. Redden	115.98	7655	66	349	279
40	Mary B. McGuigan	115.12	6562	57	398	337
41	Rhonda S. Johnson	114.22	3084	27	366	335
42	Linda M. Albrecht	113.00	8475	75	417	338
43	Jessica M. Vanden Berge	111.57	2343	21	345	320
44	Deb A. Shubert	111.44	4346	39	358	315
45	Joy L. Kutsch	109.68	6252	57	348	287
46	Stacia L. Zimmerman	104.76	6914	66	331	261
47	Marissa A. Maya	103.81	2803	27	317	286
48	Stephane R. Muchmore	100.44	5424	54	333	275

	Name	True Average	Pins	Gms	To Raise Avg +1	To Drop Avg -1
49	Brenda J. Sonnenfeld	95.11	856	9	296	283
50	Karen K. Brown	90.52	1901	21	283	258

Satellite 2023-24

Big Apple Fun Center

** Bowlers listed must have a minimum of 22 games.*

Note: This report includes information through April 2 which is Week 29 of 31

Most Improved Averages

Name	True Average	Most Improved Avg	Most Improved +/-
Denae L. Washington	159.19	151	+8.19
Jo A. Johnson	121.23	116	+5.23
Robbie S. Samuelson	162.81	158	+4.81
Joy L. Kutsch	109.68	105	+4.68
Sherry J. Lane	123.50	119	+4.50
Stephane R. Muchmore	100.44	96	+4.44
Susan M. Ohlrich	138.83	135	+3.83
Bonnie K. Busch	118.83	115	+3.83
Susan M. Weiler	143.79	140	+3.79
Cinda L. Ward	129.33	126	+3.33
Rhonda S. Johnson	114.22	111	+3.22
Linda M. Albrecht	113.00	110	+3.00
Vicki J. Polhemus	134.99	132	+2.99
Karen R. Garrelts	138.85	136	+2.85
Alexis A. Thiel	129.38	127	+2.38
Kim Orcutt	129.31	127	+2.31
Linda A. Johnson	143.29	141	+2.29
Allie E. Moore	173.16	171	+2.16
Roxann R. DeLaet	139.92	138	+1.92
Marissa A. Maya	103.81	102	+1.81
Angie C. Hauserman	122.68	121	+1.68

Name	True Average	Most Improved Avg	Most Improved +/-
DeAnn M. Brickner	126.61	125	+1.61
Cherish L. Ohlman	137.17	136	+1.17
Cindy Gibbons	146.14	145	+1.14
Stacia L. Zimmerman	104.76	104	+0.76
Brenda K. Oliver	131.56	131	+0.56
Lisa S. Poff	164.33	164	+0.33
Helen L. Knake	130.54	131	-0.46
Deb A. Shubert	111.44	112	-0.56
Jeanne M. May	123.95	125	-1.05
Jennifer A. Ryan	153.78	155	-1.22
Madison M. Sanford	172.73	174	-1.27
Jodi K. Vanden Berge	116.33	118	-1.67
Krista K. Wiester	166.20	168	-1.80
Mary B. McGuigan	115.12	117	-1.88
Emilie E. Adamson	119.47	122	-2.53
Lindsay L. McLaughlin	133.31	136	-2.69
Jane M. Wentz	132.91	136	-3.09
Rebecca L. McPherson	176.57	180	-3.43
Marcie S. Muchmore	131.17	135	-3.83
Leisa K. McConnell	130.75	135	-4.25
Joy E. Redden	115.98	126	-10.02

Satellite 2023-24

Big Apple Fun Center

** Bowlers listed must have a minimum of 1 games.*

Most Pins Over Average

Name	-----Old----- Pins	Games	Old Avg	-1-	-2-	-3-	Total	---Average Change--- New	- Old	---> +/-	Weekly Over Avg Series Avg +/-
Stacia L. Zimmerman	6537	63	103	**136**	**117**	**124**	377	104.76	- 103.76	= 1.00	377 - 309=68
Allie E. Moore	10328	60	172	**202**	**196**	**183**	581	173.16	- 172.13	= 1.03	581 - 516=65
Marcie S. Muchmore	7428	57	130	**141**	**150**	**151**	442	131.17	- 130.32	= 0.85	442 - 390=52
Joy E. Redden	7271	63	115	**134**	**119**	**131**	384	115.98	- 115.41	= 0.57	384 - 345=39
Robbie S. Samuelson	9741	60	162	180	156	**180**	516	162.81	- 162.35	= 0.46	516 - 486=30
Stephane R. Muchmore	5098	51	99	**110**	**115**	**101**	326	100.44	- 99.96	= 0.48	326 - 297=29
Krista K. Wiester	11944	72	165	**171**	**183**	**167**	521	166.20	- 165.89	= 0.31	521 - 495=26
Brenda K. Oliver	5900	45	131	125	**166**	124	415	131.56	- 131.11	= 0.45	415 - 393=22
Denae L. Washington	12876	81	158	**180**	**166**	150	496	159.19	- 158.96	= 0.23	496 - 474=22
Kim Orcutt	5028	39	128	**141**	**117**	**145**	403	129.31	- 128.92	= 0.39	403 - 384=19
Cindy Gibbons	7878	54	145	**136**	**151**	**165**	452	146.14	- 145.89	= 0.25	452 - 435=17
Vicki J. Polhemus	10516	78	134	**130**	156	**132**	418	134.99	- 134.82	= 0.17	418 - 402=16
Lindsay L. McLaughlin	11187	84	133	**137**	**157**	~~117~~	411	133.31	- 133.18	= 0.13	411 - 399=12
Linda A. Johnson	6439	45	143	**157**	**147**	**135**	439	143.29	- 143.09	= 0.20	439 - 429=10
Susan M. Weiler	5171	36	143	**159**	**161**	117	437	143.79	- 143.64	= 0.16	437 - 429=8
Joy L. Kutsch	5922	54	109	109	114	107	330	109.68	- 109.67	= 0.02	330 - 327=3
Jodi K. Vanden Berge	3141	27	116	87	118	**144**	349	116.33	- 116.33	= 0.00	349 - 348=1
Jennifer A. Ryan	3703	24	154	**149**	142	**158**	449	153.78	- 154.29	= -0.51	449 - 462=-13
Angie C. Hauserman	10322	84	122	**120**	**116**	**115**	351	122.68	- 122.88	= -0.20	351 - 366=-15
Emilie E. Adamson	8981	75	119	117	101	120	338	119.47	- 119.75	= -0.27	338 - 357=-19
Linda M. Albrecht	8158	72	113	**125**	**107**	85	317	113.00	- 113.31	= -0.31	317 - 339=-22
Mary B. McGuigan	6245	54	115	99	100	118	317	115.12	- 115.65	= -0.53	317 - 345=-28
Cinda L. Ward	9341	72	129	110	119	**130**	359	129.33	- 129.74	= -0.40	359 - 387=-28
Helen L. Knake	2770	21	131	127	121	115	363	130.54	- 131.90	= -1.36	363 - 393=-30
Madison M. Sanford	7294	42	173	142	166	171	479	172.73	- 173.67	= -0.93	479 - 519=-40
Susan M. Ohlrich	4625	33	140	102	**131**	140	373	138.83	- 140.15	= -1.32	373 - 420=-47

Satellite 2023-24

Big Apple Fun Center

This report is for scores bowled April 2 which is Week 29 of 31

This Week's Statistics: Lefties vs Righties

Unless designated left handed, bowlers are considered right handed.

	Over All	Right	Left
How many people bowled	26	24	2
Number of games bowled	78	72	6
Actual average of week's scores	136.45	136.72	133.17
How many games above average	42	38	4
How many games below average	34	32	2
Pins above/below average per game	2.53	1.89	10.17
How many people raised average	16	14	2
by this amount	0.42	0.40	0.51
How many people went down	9	9	--
by this amount	-0.65	-0.65	0.00
League average before bowling	134.49	135.43	123.26
League average after bowling	134.52	135.42	123.77
Change in league average	0.03	-0.01	0.51
800s	--	--	--
775s	--	--	--
750s	--	--	--
725s	--	--	--
700s	--	--	--
675s	--	--	--
650s	--	--	--
625s	--	--	--
600s	--	--	--
575s	1	1	--
550s	--	--	--
525s	--	--	--
500s	2	2	--
475s	2	2	--
450s	1	1	--
425s	4	4	--
400s	4	3	1
below 400	12	11	1
300s	--	--	--
275s	--	--	--
250s	--	--	--
225s	--	--	--
200s	1	1	--
175s	6	6	--
150s	18	17	1
125s	22	19	3
100s	28	26	2
below 100	3	3	--

This report is for scores bowled April 2 which is Week 29 of 31

Team Average vs Avg of Scores

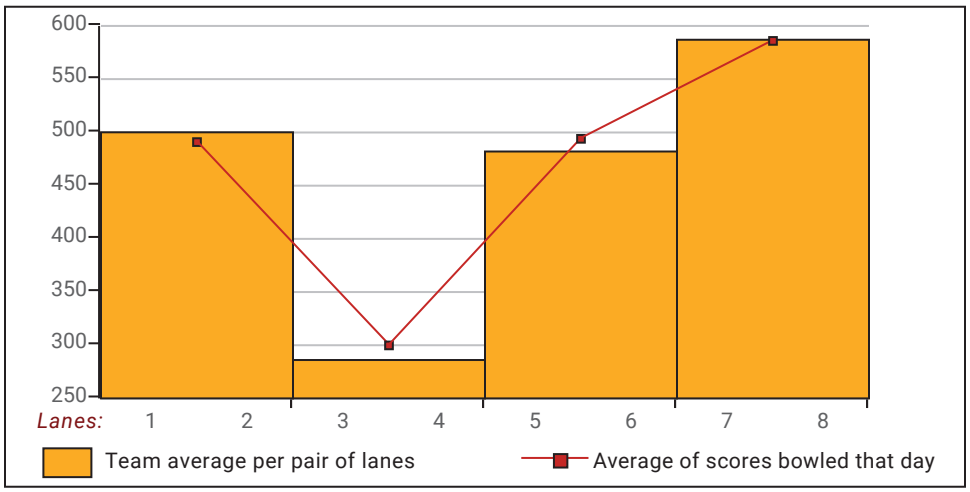

Average of Scores for Each Game

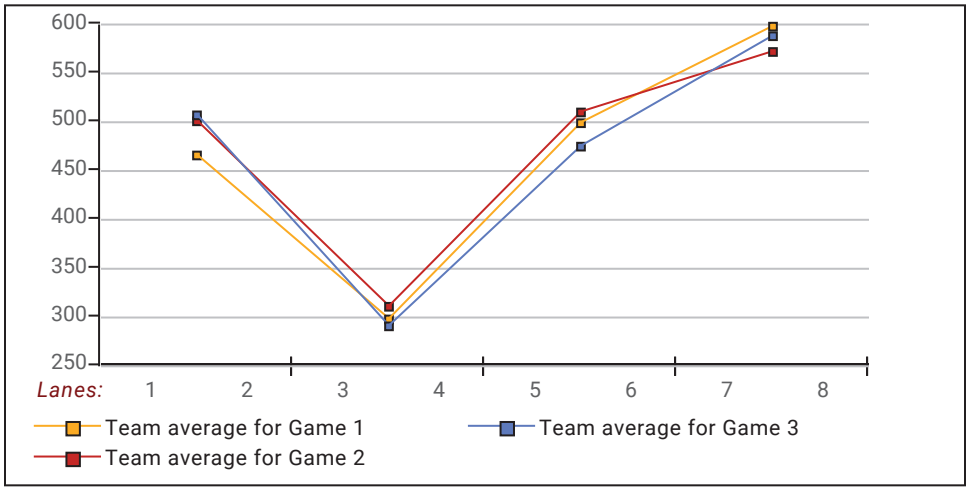

Amount Over/Under Team Average

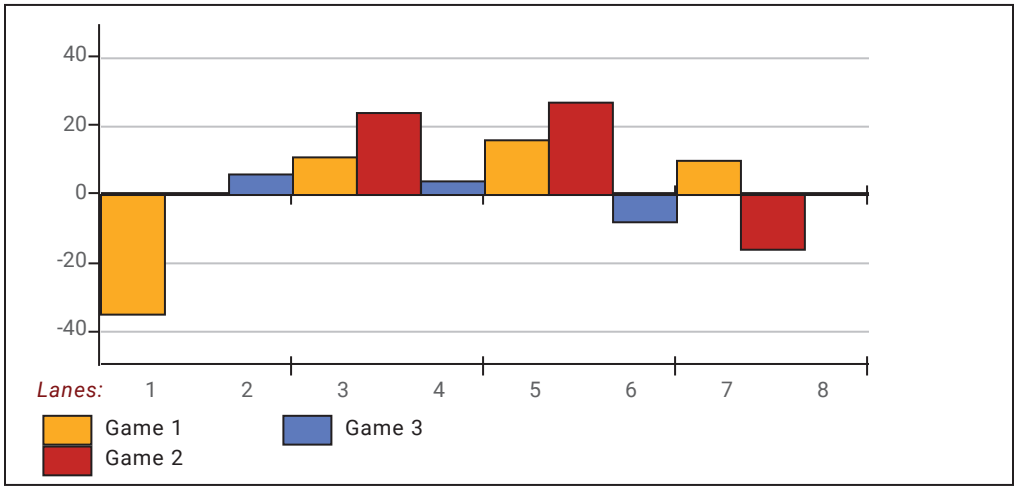

This report is for scores bowled April 2 which is Week 29 of 31

League Average Week-by-Week

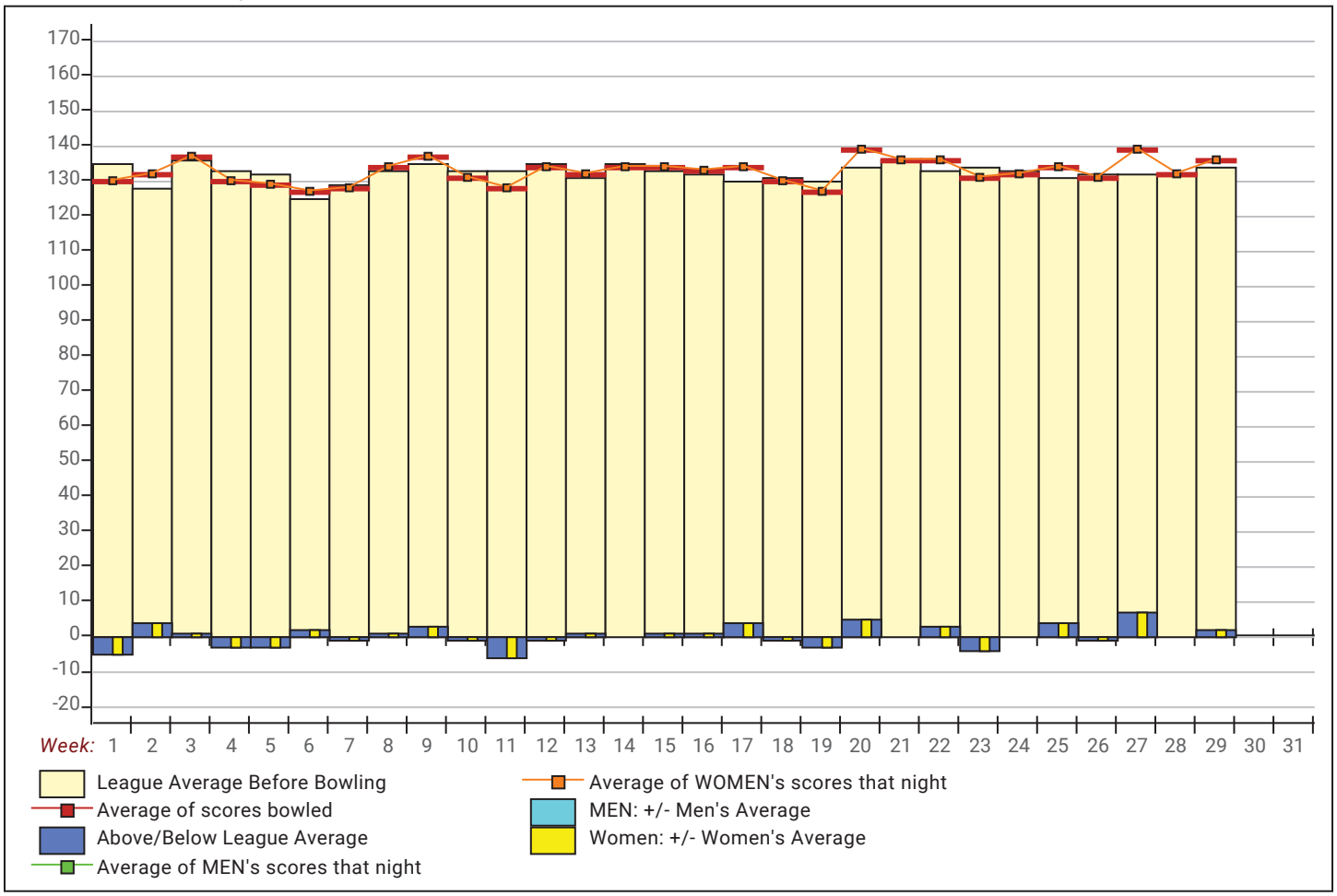

League Average Statistics for Last Week

	League	Right Hand	Left Hand
League Average Before Bowling	134.49	135.43	123.26
Average of scores bowled that night	136.45	136.72	133.17
New League Average After Bowling	134.52	135.42	123.77
Change in League Average	.03	-.01	.51
People Who Bowled Over Average	16	14	2
People Who Bowled Under Average	9	9	
Average Amount of Series Over Avg	27.38	26.93	30.50
Average Amount of Series Under Avg	-26.89	-26.89	
Difference Avg, NiteAvg	2.53	1.89	10.17
Number of Bowlers	26	24	2
Number of Games Bowled	78	72	6
People Who Raised Their Average	16	14	2
Raised By an Average of This Amount	.42	.40	.51
People Who Lowered Their Average	9	9	
Lowered By an Average of This Amou	-.65	-.65	
Number of Games Bowled Over Avera	42	38	4
Number of Games Bowled Under Avera	34	32	2

Note: Averages are based only on people who bowled.

Press Release -- 4/9/2024

4/2/2024 Week 29 of 31

Satellite 2023-24

Tuesday 6:30 pm

Big Apple Fun Center

Lanes 1 - 8

Team Standings

Place	Team Name	Avg p/gm	Points Won	Points Lost	Year-To-Date WON	Y-T-D LOST
1	Kearney Concrete	578	91	35	171	90
2	Girls Night Out	516	76½	49½	145½	115½
3	Splits N Giggles	556	76	50	160	101
4	Ward Farms	517	74½	51½	165	96
5	Dolls with Balls	567	67½	58½	137	124
6	Nolte	468	51½	74½	116	145
7	Play Pen Lounge	480	49	77	107½	153½
8	Bye Team		18	108	42	219

*** Although not shown, standings are determined by points only for the current split

Last Week's Top Scores

Scratch Game	
202	Allie Moore
183	Krista Wiester
180	Robbie Samuelson
180	Denae Washington
171	Madison Sanford
166	Brenda Oliver
165	Cindy Gibbons
161	Susan Weiler
158	Jennifer Ryan
157	Lindsay McLaughlin
157	Linda Johnson

Scratch Series	
581	Allie Moore
521	Krista Wiester
516	Robbie Samuelson
496	Denae Washington
479	Madison Sanford
452	Cindy Gibbons
449	Jennifer Ryan
442	Marcie Muchmore
439	Linda Johnson
437	Susan Weiler

Handicap Game	
224	Allie Moore
221	Brenda Oliver
213	Denae Washington
213	Stacia Zimmerman
211	Jodi Vanden Berge
211	Krista Wiester
210	Lindsay McLaughlin
210	Robbie Samuelson
209	Cindy Gibbons
208	Vicki Polhemus

Handicap Series	
647	Allie Moore
610	Marcie Muchmore
608	Stacia Zimmerman
606	Robbie Samuelson
605	Krista Wiester
595	Denae Washington
588	Joy Redden
584	Cindy Gibbons
580	Brenda Oliver
574	Linda Johnson
574	Kim Orcutt
574	Vicki Polhemus