

# Satellite 2025-26

Tuesday 6:30 pm

Lanes 1 - 8

## Big Apple Fun Center

President: Dena Washington (308)293-1236  
 Vice President: Rebecca McPherson (402)984-0342  
 Secretary/Treasurer: Robbie Samuelson (308)238-3529

### Team Standings

Place	#	Team Name	Points Won	Points Lost	%Won	Pins + HDCP	Scratch Pins	Avg p/gm	High Game	High Sers	HDCP Game	HDCP Sers
1	2	Supreme Spa & Pool	30½	14½	67.8	45871	33313	555	748	2063	901	2522
2	5	Dolls with Balls	28½	16½	63.3	44162	28856	480	620	1625	854	2370
3	6	Ward Farms	27	18	60.0	45222	31908	531	606	1753	826	2347
4	7	Girls Night Out	23½	21½	52.2	45224	33008	550	632	1770	847	2361
5	8	Splits and Giggles	21	24	46.7	44490	31944	532	649	1763	855	2362
6	4	Nolte	20	25	44.4	43274	26813	446	522	1511	794	2330
7	3	Play Pen Lounge	18½	26½	41.1	43372	27451	457	573	1514	821	2264
8	1	Bye Team	11	34		0	0		0	0	0	0

### Review of Last Week's Bowling.....

Lanes	Team Name	HDCP -1-	HDCP -2-	HDCP -3-	HDCP Total	Last Wk WON	Team Name	HDCP -1-	HDCP -2-	HDCP -3-	HDCP Total	Last Wk WON
1-2	Bye Team	0	0	0	0	3	<---> Girls Night Out	714	682	787	2183	6
3-4	Splits and Giggles	692	676	705	2073	2	<---> Play Pen Lounge	721	712	772	2205	7
5-6	Supreme Spa & Pool	784	856	798	2438	5½	<---> Dolls with Balls	698	775	854	2327	3½
7-8	Ward Farms	786	800	761	2347	8	<---> Nolte	716	773	720	2209	1

### Lane Assignments

	1-2	3-4	5-6	7-8
Wk21 01/27	1- 4	3- 2	7- 6	5- 8
Wk22 02/03	1- 6	7- 4	5- 3	2- 8
HD1 02/10	Women's Trny		No bowling	
Wk23 02/17	1- 2	6- 5	8- 7	4- 3

### Last Week's Top Scores

Team Scratch Game		Team Scratch Series		Team Handicap Game		Team Handicap Series	
657	Supreme Spa & Pool	1841	Supreme Spa & Pool	856	Supreme Spa & Pool	2438	Supreme Spa & Po
620	Dolls with Balls	1651	Ward Farms	854	Dolls with Balls	2347	Ward Farms
586	Girls Night Out	1625	Dolls with Balls	800	Ward Farms	2327	Dolls with Balls
568	Ward Farms	1580	Girls Night Out	787	Girls Night Out	2209	Nolte
512	Play Pen Lounge	1461	Splits and Giggles	773	Nolte	2205	Play Pen Lounge
501	Splits and Giggles	1425	Play Pen Lounge	772	Play Pen Lounge	2183	Girls Night Out
495	Nolte	1375	Nolte	705	Splits and Giggles	2073	Splits and Giggles
Scratch Game		Scratch Series		Handicap Game		Handicap Series	
233	Madison Sanford	657	Madison Sanford	254	Madison Sanford	721	Darlene Duering
199	Darlene Duering	565	Darlene Duering	251	Darlene Duering	720	Madison Sanford
190	Roxann DeLaet	483	Allie Moore	247	Linda Johnson	630	Linda Johnson
183	Linda Johnson	438	Linda Johnson	245	Roxann DeLaet	630	Corrina Whitney
179	Allie Moore	423	Roxann DeLaet	245	Corrina Whitney	610	Danielle Pritts
171	Danielle Pritts	421	Danielle Pritts	234	Danielle Pritts	590	Susan Ohlrich
171	Corrina Whitney	409	Dena Washington	209	Emilie Adamson	588	Roxann DeLaet
154	Emilie Adamson	408	Corrina Whitney	204	DeAnn Brickner	575	Vicki Polhemus
147	Dena Washington	407	Susan Weiler	203	Susan Ohlrich	568	Jessie Zimmerman
146	Susan Weiler	406	Jane Wentz	202	Jeanne May	565	DeAnn Brickner
				202	Jodi Vanden Berge		

**Season High Scores**

<u>Team Scratch Game</u>		<u>Team Scratch Series</u>		<u>Team Handicap Game</u>		<u>Team Handicap Series</u>	
748	Supreme Spa & Pool	2063	Supreme Spa & Pool	901	Supreme Spa & Pool	2522	Supreme Spa & Po
649	Splits and Giggles	1770	Girls Night Out	855	Splits and Giggles	2370	Dolls with Balls
632	Girls Night Out	1763	Splits and Giggles	854	Dolls with Balls	2362	Splits and Giggles
620	Dolls with Balls	1753	Ward Farms	847	Girls Night Out	2361	Girls Night Out
606	Ward Farms	1625	Dolls with Balls	826	Ward Farms	2347	Ward Farms
573	Play Pen Lounge	1514	Play Pen Lounge	821	Play Pen Lounge	2330	Nolte
522	Nolte	1511	Nolte	794	Nolte	2264	Play Pen Lounge
<u>Scratch Game</u>		<u>Scratch Series</u>		<u>Handicap Game</u>		<u>Handicap Series</u>	
267	Madison Sanford	657	Madison Sanford	293	Madison Sanford	721	Darlene Duering
222	Lisa Poff	616	Allie Moore	260	Dani Krotz	720	Madison Sanford
222	Dani Krotz	565	Darlene Duering	259	Denae Washington	700	Susan Weiler
216	Allie Moore	565	Susan Weiler	258	Lisa Poff	679	Allie Moore
212	Denae Washington	564	Rebecca McPherson	256	Susan Weiler	675	Rebecca McPherson
212	Krista Wiester	548	Dani Krotz	251	Darlene Duering	662	Dani Krotz
211	Susan Weiler	543	Jennifer Ryan	250	Renate Stewart	657	Jane Wentz
201	Rebecca McPherson	543	Krista Wiester	247	Linda Johnson	657	Jennifer Ryan
201	Jennifer Ryan	522	Lisa Poff	247	Jordan Tucker	645	Robbie Samuelson
201	Jordan Tucker	516	Robbie Samuelson	246	Allie Moore	641	Lindsay McLaughlin
				246	Roxann DeLaet		

**Team Rosters**

**1 - Bye Team**

**2 - Supreme Spa & Pool**

<u>Name</u>	<u>Avg</u>	<u>HDCP</u>	<u>Pins</u>	<u>Gms</u>	<u>Points Won</u>	<u>High Game</u>	<u>High Sers</u>	<u>HDCP Game</u>	<u>HDCP Sers</u>	<u>0's</u>	<u>100's</u>	<u>200's</u>	<u>0's</u>	<u>400's</u>	<u>500's</u>
Deb A. Shubert	103	77	1863	18	4.0	145	356	229	608	6	12	--	6	--	--
Linda A. Johnson	123	61	3330	27	7.5	183	438	247	630	2	25	--	8	1	--
Karen R. Garrelts	126	59	3803	30	5.0	165	436	225	623	2	28	--	7	3	--
Kim Orcutt	127	58	4218	33	9.0	162	436	225	637	2	31	--	6	5	--
Jeanne M. May	128	57	3851	30	6.0	163	444	222	621	--	30	--	7	3	--
Robbie S. Samuelson	150	40	5404	36	10.0	192	516	233	645	--	36	--	--	10	2
Lisa S. Poff	160	32	5301	33	13.0	222	522	258	627	--	31	2	--	8	3
Madison M. Sanford	180	16	3782	21	10.0	267	657	293	720	--	17	4	--	2	5

**3 - Play Pen Lounge**

<u>Name</u>	<u>Avg</u>	<u>HDCP</u>	<u>Pins</u>	<u>Gms</u>	<u>Points Won</u>	<u>High Game</u>	<u>High Sers</u>	<u>HDCP Game</u>	<u>HDCP Sers</u>	<u>0's</u>	<u>100's</u>	<u>200's</u>	<u>0's</u>	<u>400's</u>	<u>500's</u>
Ann E. Stenehem	96	83	2310	24	4.0	136	364	222	619	17	7	--	8	--	--
Marissa A. Maya	107	74	1619	15	1.0	146	380	221	611	6	9	--	5	--	--
Alexis A. Thiel	114	68	1710	15	3.0	146	361	214	580	3	12	--	5	--	--
Jodi K. Vanden Berge	114	68	3081	27	7.0	135	369	207	582	3	24	--	9	--	--
Mary B. McGuigan	114	68	3782	33	7.0	143	396	211	600	5	28	--	11	--	--
Leisa K. McConnell	122	62	4425	36	4.0	161	420	221	600	--	36	--	10	2	--
Susan M. Ohlrich	124	60	2362	19	7.5	180	420	241	603	3	16	--	4	2	--
Cherish L. Ohlman	133	53	1597	12	4.0	144	421	193	571	--	12	--	1	3	--

**4 - Nolte**

<u>Name</u>	<u>Avg</u>	<u>HDCP</u>	<u>Pins</u>	<u>Gms</u>	<u>Points Won</u>	<u>High Game</u>	<u>High Sers</u>	<u>HDCP Game</u>	<u>HDCP Sers</u>	<u>0's</u>	<u>100's</u>	<u>200's</u>	<u>0's</u>	<u>400's</u>	<u>500's</u>
Jessie Zimmerman	103	77	4035	39	8.0	159	377	229	599	19	20	--	13	--	--
Linda M. Albrecht	106	75	4139	39	6.0	145	376	221	604	16	23	--	13	--	--
Joy E. Redden	110	72	1985	18	3.0	142	358	214	576	5	13	--	6	--	--
Bonnie K. Busch	118	65	7084	60	14.0	155	409	222	612	6	54	--	19	1	--
Vicki J. Polhemus	125	60	7515	60	7.0	157	421	218	601	--	60	--	18	2	--

**5 - Dolls with Balls**

Name	Avg	HDCP	Pins	Gms	Points Won	High Game	High Sers	HDCP Game	HDCP Sers	0's	100's	200's	0's	400's	500's
Renate R. Stewart	103	77	4669	45	7.0	170	386	250	626	21	24	--	15	--	--
Corrina R. Whitney	109	72	6226	57	11.5	171	408	245	630	22	35	--	18	1	--
Sylvia D. Mishou	120	64	720	6	1.0	142	393	197	558	1	5	--	2	--	--
Danielle E. Pritts	122	62	6989	57	16.0	171	431	237	623	5	52	--	15	4	--
Emilie E. Adamson	131	55	2756	21	5.0	168	456	224	633	2	19	--	4	3	--
Denae L. Washington	146	43	7614	52	17.0	212	489	259	627	--	51	1	2	10	--

**6 - Ward Farms**

Name	Avg	HDCP	Pins	Gms	Points Won	High Game	High Sers	HDCP Game	HDCP Sers	0's	100's	200's	0's	400's	500's
Joy L. Kutsch	104	76	2830	27	4.0	143	349	219	583	10	17	--	9	--	--
Brenda K. Oliver	115	68	345	3		136	345	204	549	--	3	--	1	--	--
Cinda L. Ward	119	64	5021	42	6.0	150	389	218	591	4	38	--	14	--	--
Jo A. Johnson	121	63	4749	39	5.0	150	389	214	580	2	37	--	13	--	--
Helen L. Knake	129	56	3485	27	7.5	181	439	241	619	1	26	--	4	5	--
Donna J. McLaughlin	129	56	1554	12	3.0	169	410	227	584	--	12	--	3	1	--
Krista K. Wiester	165	28	4957	30	11.0	212	543	241	630	--	29	1	--	6	4
Rebecca L. McPherson	170	24	4593	27	15.0	201	564	238	675	--	26	1	--	2	7

**7 - Girls Night Out**

Name	Avg	HDCP	Pins	Gms	Points Won	High Game	High Sers	HDCP Game	HDCP Sers	0's	100's	200's	0's	400's	500's
Marcie S. Muchmore	127	58	5720	45	6.5	159	435	217	609	1	44	--	10	5	--
Sherry J. Lane	131	55	6730	51	7.5	173	478	227	640	1	50	--	11	6	--
Roxann R. DeLaet	132	54	4757	36	9.5	190	439	246	613	1	35	--	7	5	--
Jane M. Wentz	138	49	6664	48	12.0	175	504	226	657	1	47	--	4	11	1
Susan M. Weiler	147	42	4422	30	8.0	211	565	256	700	--	28	2	2	7	1
Jennifer A. Ryan	157	34	4715	30	13.5	201	543	239	657	--	29	1	--	9	1

**8 - Splits and Giggles**

Name	Avg	HDCP	Pins	Gms	Points Won	High Game	High Sers	HDCP Game	HDCP Sers	0's	100's	200's	0's	400's	500's
Angie C. Hauserman	103	77	5294	51	9.0	145	369	221	594	20	31	--	17	--	--
Sheri J. Londer	129	56	6214	48	11.5	180	440	240	613	1	47	--	10	6	--
Lindsay L. McLaughlin	132	54	7557	57	7.5	181	482	237	641	--	57	--	11	8	--
Dani Krotz	154	36	2784	18	6.0	222	548	260	662	--	17	1	--	5	1
Allie E. Moore	175	20	6332	36	19.0	216	616	246	679	--	30	6	--	3	9

**Temporary Substitutes**

Name	Avg	HDCP	Pins	Gms	Points Won	High Game	High Sers	HDCP Game	HDCP Sers	0's	100's	200's	0's	400's	500's
DeAnn M. Brickner	125	60	3003	24	4.0	164	411	222	585	--	24	--	7	1	--
Darlene J. Duering	152	38	1371	9	3.0	199	565	251	721	--	9	--	1	1	1
Rhonda S. Johnson	122	62	2201	18	4.0	161	404	224	599	3	15	--	5	1	--
Jordan N. Tucker	146	43	1761	12	4.0	201	478	247	634	--	11	1	--	4	--
Jessica M. Vanden Berge	119	64	2157	18	5.0	169	402	229	603	3	15	--	5	1	--

**High Individual Match Points**

19 Allie Moore	17 Denae Washington	16 Danielle Pritts	15 Rebecca McPherson
14 Bonnie Busch	13.5 Jennifer Ryan	13 Lisa Poff	12 Jane Wentz
11.5 Sheri Londer	11.5 Corrina Whitney	11 Krista Wiester	10 Madison Sanford

**Individual High Averages**

180.10 Madison Sanford	175.89 Allie Moore	170.11 Rebecca McPherson	165.23 Krista Wiester
160.64 Lisa Poff	157.17 Jennifer Ryan	150.11 Robbie Samuelson	147.40 Susan Weiler
146.42 Denae Washington	138.83 Jane Wentz	132.58 Lindsay McLaughlin	132.14 Roxann DeLaet

***Most Improved Average***

---

117 to 122.61 = +5.61 Danielle Pritts	124 to 129.46 = +5.46 Sheri Londer	99 to 103.76 = +4.76 Renate Stewart
143 to 147.40 = +4.40 Susan Weiler	146 to 150.11 = +4.11 Robbie Samuelson	128 to 131.96 = +3.96 Sherry Lane
123 to 126.77 = +3.77 Karen Garrelts	106 to 109.23 = +3.23 Corrina Whitney	173 to 175.89 = +2.89 Allie Moore

***Most Un-Improved Averages***

---

138 to 132.58 = -5.42 Lindsay McLaughli	126 to 122.92 = -3.08 Leisa McConnell	105 to 103.46 = -1.54 Jessie Zimmerma
105 to 103.80 = -1.20 Angie Hauserman	140 to 138.83 = -1.17 Jane Wentz	128 to 127.11 = -0.89 Marcie Muchmore
107 to 106.13 = -0.87 Linda Albrecht	126 to 125.25 = -0.75 Vicki Polhemus	97 to 96.25 = -0.75 Ann Stenehjem

# Satellite 2025-26

## Big Apple Fun Center

### Reprint of Scores -- Week 20

#### Lane 1 1 - Bye Team Week 20 1/20/2026

Name	Old Avg	Old HDCP	-1-	-2-	-3-	Total	HDCP Total
Angie C. Hauserman	103	77	a83	a83	a83	249	480
Sheri J. Londer	130	56	109	113	141	363	531
Lindsay L. McLaughlin	133	53	117	119	130	366	525
Allie E. Moore	177	18	179	157	147	483	537
Scratch Total			488	472	501	1461	1461
Handicap			204	204	204		612
Total			692	676	705	1461	2073
Team Points Won			0.0	0.0	0.0	0.0	0.0
Match Points Won			0.0	0.0	0.0	2.0	2.0
Total Points Won			0.0	0.0	0.0	2.0	2.0

#### Lane 3 8 - Splits and Giggles Week 20 1/20/2026

Name	Old Avg	Old HDCP	-1-	-2-	-3-	Total	HDCP Total
Angie C. Hauserman	103	77	a83	a83	a83	249	480
Sheri J. Londer	130	56	109	113	141	363	531
Lindsay L. McLaughlin	133	53	117	119	130	366	525
Allie E. Moore	177	18	179	157	147	483	537
Scratch Total			488	472	501	1461	1461
Handicap			204	204	204		612
Total			692	676	705	1461	2073
Team Points Won			0.0	0.0	0.0	0.0	0.0
Match Points Won			0.0	0.0	0.0	2.0	2.0
Total Points Won			0.0	0.0	0.0	2.0	2.0

#### Lane 5 2 - Supreme Spa & Pool Week 20 1/20/2026

Name	Old Avg	Old HDCP	-1-	-2-	-3-	Total	HDCP Total
Linda A. Johnson	120	64	152	183	103	438	630
Jeanne M. May	bk128	57	112	121	145	378	549
Kim Orcutt	bk128	57	127	123	118	368	539
Madison M. Sanford	bk173	21	194	230	233	657	720
Scratch Total			585	657	599	1841	1841
Handicap			199	199	199		597
Total			784	856	798	1841	2438
Team Points Won			1.0	1.0	0.0	3.0	3.0
Match Points Won			0.0	0.0	0.0	2.5	2.5
Total Points Won			1.0	1.0	0.0	5.5	5.5

#### Lane 7 6 - Ward Farms Week 20 1/20/2026

Name	Old Avg	Old HDCP	-1-	-2-	-3-	Total	HDCP Total
Cinda L. Ward	120	64	102	116	106	324	516
DeAnn M. Brickner	bk124	60	132	144	109	385	565
Donna J. McLaughlin	130	56	141	121	115	377	545
Darlene J. Duering	134	52	179	187	199	565	721
Scratch Total			554	568	529	1651	1651
Handicap			232	232	232		696
Total			786	800	761	1651	2347
Team Points Won			1.0	1.0	1.0	4.0	4.0
Match Points Won			0.0	0.0	0.0	4.0	4.0
Total Points Won			1.0	1.0	1.0	8.0	8.0

#### Lane 2 7 - Girls Night Out Week 20 1/20/2026

Name	Old Avg	Old HDCP	-1-	-2-	-3-	Total	HDCP Total
Marcie S. Muchmore	128	57	122	112	110	344	515
Roxann R. DeLaet	bk131	55	126	107	190	423	588
Jane M. Wentz	139	48	141	125	140	406	550
Susan M. Weiler	bk148	41	124	137	146	407	530
Scratch Total			513	481	586	1580	1580
Handicap			201	201	201		603
Total			714	682	787	1580	2183
Team Points Won			1.0	0.0	1.0	3.0	3.0
Match Points Won			0.0	0.0	0.0	3.0	3.0
Total Points Won			1.0	0.0	1.0	6.0	6.0

#### Lane 4 3 - Play Pen Lounge Week 20 1/20/2026

Name	Old Avg	Old HDCP	-1-	-2-	-3-	Total	HDCP Total
Jodi K. Vanden Berge	bk113	69	108	109	133	350	557
Mary B. McGuigan	bk116	67	89	104	108	301	502
Susan M. Ohlrich	bk122	62	129	134	141	404	590
Leisa K. McConnell	122	62	135	105	130	370	556
Scratch Total			461	452	512	1425	1425
Handicap			260	260	260		780
Total			721	712	772	1425	2205
Team Points Won			1.0	1.0	1.0	4.0	4.0
Match Points Won			0.0	0.0	0.0	3.0	3.0
Total Points Won			1.0	1.0	1.0	7.0	7.0

#### Lane 6 5 - Dolls with Balls Week 20 1/20/2026

Name	Old Avg	Old HDCP	-1-	-2-	-3-	Total	HDCP Total
Corrina R. Whitney	107	74	111	126	171	408	630
Danielle E. Pritts	121	63	103	147	171	421	610
Emilie E. Adamson	131	55	103	130	154	387	552
Denae L. Washington	147	42	147	138	124	409	535
Scratch Total			464	541	620	1625	1625
Handicap			234	234	234		702
Total			698	775	854	1625	2327
Team Points Won			0.0	0.0	1.0	1.0	1.0
Match Points Won			0.0	0.0	0.0	2.5	2.5
Total Points Won			0.0	0.0	1.0	3.5	3.5

#### Lane 8 4 - Nolte Week 20 1/20/2026

Name	Old Avg	Old HDCP	-1-	-2-	-3-	Total	HDCP Total
Jessie Zimmerman	102	78	113	120	101	334	568
Linda M. Albrecht	106	75	82	124	113	319	544
Bonnie K. Busch	118	65	110	117	100	327	522
Vicki J. Polhemus	124	60	133	134	128	395	575
Scratch Total			438	495	442	1375	1375
Handicap			278	278	278		834
Total			716	773	720	1375	2209
Team Points Won			0.0	0.0	0.0	0.0	0.0
Match Points Won			0.0	0.0	0.0	1.0	1.0
Total Points Won			0.0	0.0	0.0	1.0	1.0

# Satellite 2025-26

## Big Apple Fun Center

Note: This report includes information through January 20 which is Week 20 of 31

### Match Points Won (This Week) -- Week 20

#### Lane 1 1 - Bye Team Week 20 1/20/2026

Name	Last Wk Won	Last Wk Lost	HDCP -1-	HDCP -2-	HDCP -3-	HDCP Total
No one bowled						

#### Lane 2 7 - Girls Night Out Week 20 1/20/2026

Name	Last Wk Won	Last Wk Lost	HDCP -1-	HDCP -2-	HDCP -3-	HDCP Total
Marcie S. Muchmore		1.0	179	169	167	515
Roxann R. DeLaet	2.0		181	162	245	588
Jane M. Wentz	1.0		189	173	188	550
Susan M. Weiler		1.0	165	178	187	530

Scratch Total			513	481	586	1580
Handicap			201	201	201	603
Total			714	682	787	2183
Team Points Won			1.0	0.0	1.0	3.0
Match Points Won			0.0	0.0	0.0	3.0
Total Points Won			1.0	0.0	1.0	6.0

#### Lane 3 8 - Splits and Giggles Week 20 1/20/2026

Name	Last Wk Won	Last Wk Lost	HDCP -1-	HDCP -2-	HDCP -3-	HDCP Total
Angie C. Hauserman		1.0	a160a	160a	160a	480
Sheri J. Londer	1.0		165	169	197	531
Lindsay L. McLaughlin		1.0	170	172	183	525
Allie E. Moore	1.0	1.0	197	175	165	537

Scratch Total			488	472	501	1461
Handicap			204	204	204	612
Total			692	676	705	2073
Team Points Won			0.0	0.0	0.0	0.0
Match Points Won			0.0	0.0	0.0	2.0
Total Points Won			0.0	0.0	0.0	2.0

#### Lane 4 3 - Play Pen Lounge Week 20 1/20/2026

Name	Last Wk Won	Last Wk Lost	HDCP -1-	HDCP -2-	HDCP -3-	HDCP Total
Jodi K. Vanden Berge	1.0		177	178	202	557
Mary B. McGuigan		1.0	156	171	175	502
Susan M. Ohlrich	1.0		191	196	203	590
Leisa K. McConnell	1.0		197	167	192	556

Scratch Total			461	452	512	1425
Handicap			260	260	260	780
Total			721	712	772	2205
Team Points Won			1.0	1.0	1.0	4.0
Match Points Won			0.0	0.0	0.0	3.0
Total Points Won			1.0	1.0	1.0	7.0

#### Lane 5 2 - Supreme Spa & Pool Week 20 1/20/2026

Name	Last Wk Won	Last Wk Lost	HDCP -1-	HDCP -2-	HDCP -3-	HDCP Total
Linda A. Johnson	0.5	0.5	216	247	167	630
Jeanne M. May		1.0	169	178	202	549
Kim Orcutt		1.0	184	180	175	539
Madison M. Sanford	2.0		215	251	254	720

Scratch Total			585	657	599	1841
Handicap			199	199	199	597
Total			784	856	798	2438
Team Points Won			1.0	1.0	0.0	3.0
Match Points Won			0.0	0.0	0.0	2.5
Total Points Won			1.0	1.0	0.0	5.5

#### Lane 6 5 - Dolls with Balls Week 20 1/20/2026

Name	Last Wk Won	Last Wk Lost	HDCP -1-	HDCP -2-	HDCP -3-	HDCP Total
Corrina R. Whitney	0.5	0.5	185	200	245	630
Danielle E. Pritts	1.0		166	210	234	610
Emilie E. Adamson	1.0		158	185	209	552
Denae L. Washington		1.0	189	180	166	535

Scratch Total			464	541	620	1625
Handicap			234	234	234	702
Total			698	775	854	2327
Team Points Won			0.0	0.0	1.0	1.0
Match Points Won			0.0	0.0	0.0	2.5
Total Points Won			0.0	0.0	1.0	3.5

#### Lane 7 6 - Ward Farms Week 20 1/20/2026

Name	Last Wk Won	Last Wk Lost	HDCP -1-	HDCP -2-	HDCP -3-	HDCP Total
Cinda L. Ward		1.0	166	180	170	516
DeAnn M. Brickner	1.0		192	204	169	565
Donna J. McLaughlin	1.0		197	177	171	545
Darlene J. Duering	2.0		231	239	251	721

Scratch Total			554	568	529	1651
Handicap			232	232	232	696
Total			786	800	761	2347
Team Points Won			1.0	1.0	1.0	4.0
Match Points Won			0.0	0.0	0.0	4.0
Total Points Won			1.0	1.0	1.0	8.0

#### Lane 8 4 - Nolte Week 20 1/20/2026

Name	Last Wk Won	Last Wk Lost	HDCP -1-	HDCP -2-	HDCP -3-	HDCP Total
Jessie Zimmerman	1.0		191	198	179	568
Linda M. Albrecht		1.0	157	199	188	544
Bonnie K. Busch		1.0	175	182	165	522
Vicki J. Polhemus		1.0	193	194	188	575

Scratch Total			438	495	442	1375
Handicap			278	278	278	834
Total			716	773	720	2209
Team Points Won			0.0	0.0	0.0	0.0
Match Points Won			0.0	0.0	0.0	1.0
Total Points Won			0.0	0.0	0.0	1.0

# Satellite 2025-26

## Big Apple Fun Center

\* Bowlers listed must have a minimum of 1 games.

### Match Points Won (Total for Year)

Name	Points		%Won	Avg	Gms	Name	Points		%Won	Avg	Gms
	Won	Lost					Won	Lost			
Allie E. Moore	19.0	4.0	82.61%	175	36	Vicki J. Polhemus	7.0	15.0	31.82%	125	60
Denae L. Washington	17.0	12.0	58.62%	146	52	Marcie S. Muchmore	6.5	9.0	41.94%	127	45
Danielle E. Pritts	16.0	4.0	80.00%	122	57	Jeanne M. May	6.0	4.0	60.00%	128	30
Rebecca L. McPherson	15.0	1.0	93.75%	170	27	Cinda L. Ward	6.0	8.0	42.86%	119	42
Bonnie K. Busch	14.0	8.0	63.64%	118	60	Linda M. Albrecht	6.0	13.0	31.58%	106	39
Jennifer A. Ryan	13.5	2.5	84.38%	157	30	Dani Krotz	6.0	2.0	75.00%	154	18
Lisa S. Poff	13.0	3.0	81.25%	160	33	Emilie E. Adamson	5.0	2.0	71.43%	131	21
Jane M. Wentz	12.0	6.0	66.67%	138	48	Karen R. Garrelts	5.0	5.0	50.00%	126	30
Sheri J. Londer	11.5	7.5	60.53%	129	48	Jo A. Johnson	5.0	8.0	38.46%	121	39
Corrina R. Whitney	11.5	7.5	60.53%	109	57	Jessica M. Vanden Berge	5.0	3.0	62.50%	119	18
Krista K. Wiester	11.0	3.0	78.57%	165	30	Ann E. Stenehjem	4.0	5.0	44.44%	96	24
Madison M. Sanford	10.0	3.0	76.92%	180	21	Rhonda S. Johnson	4.0	3.0	57.14%	122	18
Robbie S. Samuelson	10.0	5.0	66.67%	150	36	DeAnn M. Brickner	4.0	4.0	50.00%	125	24
Roxann R. DeLaet	9.5	4.5	67.86%	132	36	Deb A. Shubert	4.0	2.0	66.67%	103	18
Kim Orcutt	9.0	2.0	81.82%	127	33	Joy L. Kutsch	4.0	5.0	44.44%	104	27
Angie C. Hauserman	9.0	9.0	50.00%	103	51	Leisa K. McConnell	4.0	9.0	30.77%	122	36
Susan M. Weiler	8.0	6.0	57.14%	147	30	Cherish L. Ohlman	4.0	1.0	80.00%	133	12
Jessie Zimmerman	8.0	8.0	50.00%	103	39	Jordan N. Tucker	4.0	1.0	80.00%	146	12
Lindsay L. McLaughlin	7.5	12.0	38.46%	132	57	Darlene J. Duering	3.0	1.0	75.00%	152	9
Linda A. Johnson	7.5	1.5	83.33%	123	27	Joy E. Redden	3.0	3.0	50.00%	110	18
Susan M. Ohlrich	7.5	3.5	68.18%	124	19	Alexis A. Thiel	3.0	4.0	42.86%	114	15
Sherry J. Lane	7.5	10.0	42.86%	131	51	Donna J. McLaughlin	3.0	1.0	75.00%	129	12
Helen L. Knake	7.5	3.0	71.43%	129	27	Marissa A. Maya	1.0	5.0	16.67%	107	15
Jodi K. Vanden Berge	7.0	2.0	77.78%	114	27	Sylvia D. Mishou	1.0	1.0	50.00%	120	6
Mary B. McGuigan	7.0	6.0	53.85%	114	33	Brenda K. Oliver		1.0	0.00%	115	3
Renate R. Stewart	7.0	10.0	41.18%	103	45						

# Satellite 2025-26

## Big Apple Fun Center

\* Bowlers listed must have a minimum of 1 games.

### Change in Average

Name	-----Old-----		Old					---Average Change---			Weekly Over Avg
	Pins	Games	Avg	-1-	-2-	-3-	Total	New	Old	---> +/-	Series Avg +/-
Emilie E. Adamson	2369	18	131	103	<b>130</b>	<b>154</b>	387	131.24	- 131.61	= -0.37	387 - 393=-6
Linda M. Albrecht	3820	36	106	82	124	<b>113</b>	319	106.13	- 106.11	= 0.02	319 - 318=1
DeAnn M. Brickner	2618	21	bk124	<b>132</b>	<b>144</b>	109	385	125.13	- 124.67	= 0.46	385 - 372=13
Bonnie K. Busch	6757	57	118	110	<b>117</b>	100	327	118.07	- 118.54	= -0.48	327 - 354=-27
Roxann R. DeLaet	4334	33	bk131	<b>126</b>	<del>407</del>	<b>190</b>	423	132.14	- 131.33	= 0.81	423 - 393=30
Darlene J. Duering	806	6	134	<b>179</b>	<b>187</b>	<b>199</b>	565	152.33	- 134.33	= 18.00	565 - 402=163
Karen R. Garrelts	3803	30	bk126				0	126.77	- 126.77	= 0.00	
Angie C. Hauserman	5294	51	103	a83	a83	a83	249	103.80	- 103.80	= 0.00	
Jo A. Johnson	4749	39	121				0	121.77	- 121.77	= 0.00	
Linda A. Johnson	2892	24	120	<b>152</b>	<b>183</b>	103	438	123.33	- 120.50	= 2.83	438 - 360=78
Rhonda S. Johnson	2201	18	122				0	122.28	- 122.28	= 0.00	
Helen L. Knake	3485	27	129				0	129.07	- 129.07	= 0.00	
Dani Krotz	2784	18	bk154				0	154.67	- 154.67	= 0.00	
Joy L. Kutsch	2830	27	bk104				0	104.81	- 104.81	= 0.00	
Sherry J. Lane	6730	51	131				0	131.96	- 131.96	= 0.00	
Sheri J. Londer	5851	45	130	<b>109</b>	113	<b>141</b>	363	129.46	- 130.02	= -0.56	363 - 390=-27
Jeanne M. May	3473	27	bk128	<b>112</b>	121	145	378	128.37	- 128.63	= -0.26	378 - 384=-6
Marissa A. Maya	1619	15	bk107				0	107.93	- 107.93	= 0.00	
Leisa K. McConnell	4055	33	122	<b>135</b>	105	<b>130</b>	370	122.92	- 122.88	= 0.04	370 - 366=4
Mary B. McGuigan	3481	30	bk116	89	<b>104</b>	108	301	114.61	- 116.03	= -1.43	301 - 348=-47
Donna J. McLaughlin	1177	9	130	<b>141</b>	121	<b>115</b>	377	129.50	- 130.78	= -1.28	377 - 390=-13
Lindsay L. McLaughlin	7191	54	133	117	119	130	366	132.58	- 133.17	= -0.59	366 - 399=-33
Rebecca L. McPherson	4593	27	bk170				0	170.11	- 170.11	= 0.00	
Sylvia D. Mishou	720	6	120				0	120.00	- 120.00	= 0.00	
Allie E. Moore	5849	33	177	<b>179</b>	<b>157</b>	147	483	175.89	- 177.24	= -1.35	483 - 531=-48
Marcie S. Muchmore	5376	42	128	<b>122</b>	<del>412</del>	<del>410</del>	344	127.11	- 128.00	= -0.89	344 - 384=-40
Cherish L. Ohlman	1597	12	bk133				0	133.08	- 133.08	= 0.00	
Susan M. Ohlrich	1958	16	bk122	<b>129</b>	<b>134</b>	<b>141</b>	404	124.32	- 122.38	= 1.94	404 - 366=38
Brenda K. Oliver	345	3	115				0	115.00	- 115.00	= 0.00	
Kim Orcutt	3850	30	bk128	<b>127</b>	123	118	368	127.82	- 128.33	= -0.52	368 - 384=-16
Lisa S. Poff	5301	33	bk160				0	160.64	- 160.64	= 0.00	
Vicki J. Polhemus	7120	57	124	133	134	128	395	125.25	- 124.91	= 0.34	395 - 372=23
Danielle E. Pritts	6568	54	121	103	<b>147</b>	<b>171</b>	421	122.61	- 121.63	= 0.98	421 - 363=58
Joy E. Redden	1985	18	bk110				0	110.28	- 110.28	= 0.00	
Jennifer A. Ryan	4715	30	bk157				0	157.17	- 157.17	= 0.00	
Robbie S. Samuelson	5404	36	bk150				0	150.11	- 150.11	= 0.00	
Madison M. Sanford	3125	18	bk173	<b>194</b>	<b>230</b>	<b>233</b>	657	180.10	- 173.61	= 6.48	657 - 519=138

Satellite 2025-26

Name	-----Old-----		Old					---Average Change---			Weekly Over Avg
	Pins	Games	Avg	-1-	-2-	-3-	Total	New - Old	---> +/-	Series Avg +/-	
Deb A. Shubert	1863	18	bk103				0	103.50 - 103.50	= 0.00		
Ann E. Stenehjem	2310	24	bk96				0	96.25 - 96.25	= 0.00		
Renate R. Stewart	4669	45	103				0	103.76 - 103.76	= 0.00		
Alexis A. Thiel	1710	15	bk114				0	114.00 - 114.00	= 0.00		
Jordan N. Tucker	1761	12	146				0	146.75 - 146.75	= 0.00		
Jessica M. Vanden Berge	2157	18	bk119				0	119.83 - 119.83	= 0.00		
Jodi K. Vanden Berge	2731	24	bk113	<b>108</b>	<b>109</b>	<b>133</b>	350	114.11 - 113.79	= 0.32	350 - 339=11	
Cinda L. Ward	4697	39	120	102	116	106	324	119.55 - 120.44	= -0.89	324 - 360=-36	
Denae L. Washington	7205	49	147	147	138	124	409	146.42 - 147.04	= -0.62	409 - 441=-32	
Susan M. Weiler	4015	27	bk148	<del>124</del>	<del>137</del>	<b>146</b>	407	147.40 - 148.70	= -1.30	407 - 444=-37	
Jane M. Wentz	6258	45	139	<b>141</b>	<del>125</del>	<b>140</b>	406	138.83 - 139.07	= -0.23	406 - 417=-11	
Corrina R. Whitney	5818	54	107	111	126	<b>171</b>	408	109.23 - 107.74	= 1.49	408 - 321=87	
Krista K. Wiester	4957	30	165				0	165.23 - 165.23	= 0.00		
Jessie Zimmerman	3701	36	102	<b>113</b>	<b>120</b>	<b>101</b>	334	103.46 - 102.81	= 0.66	334 - 306=28	

# Satellite 2025-26

## Big Apple Fun Center

\* Bowlers listed must have a minimum of 1 games.

### High Average Listing

	<u>Name</u>	<u>True Average</u>	<u>Pins</u>	<u>Gms</u>	<u>To Raise Avg +1</u>	<u>To Drop Avg -1</u>
1	Madison M. Sanford	180.10	3782	21	562	537
2	Allie E. Moore	175.89	6332	36	532	492
3	Rebecca L. McPherson	170.11	4593	27	537	506
4	Krista K. Wiester	165.23	4957	30	521	487
5	Lisa S. Poff	160.64	5301	33	495	458
6	Jennifer A. Ryan	157.17	4715	30	499	465
7	Dani Krotz	154.67	2784	18	471	449
8	Darlene J. Duering	152.33	1371	9	465	452
9	Robbie S. Samuelson	150.11	5404	36	485	445
10	Susan M. Weiler	147.40	4422	30	462	428
11	Jordan N. Tucker	146.75	1761	12	444	428
12	Denae L. Washington	146.42	7614	52	471	415
13	Jane M. Wentz	138.83	6664	48	425	373
14	Cherish L. Ohlman	133.08	1597	12	413	397
15	Lindsay L. McLaughlin	132.58	7557	57	423	362
16	Roxann R. DeLaet	132.14	4757	36	430	390
17	Sherry J. Lane	131.96	6730	51	398	343
18	Emilie E. Adamson	131.24	2756	21	412	387
19	Donna J. McLaughlin	129.50	1554	12	396	380
20	Sheri J. Londer	129.46	6214	48	416	364
21	Helen L. Knake	129.07	3485	27	415	384
22	Jeanne M. May	128.37	3851	30	406	372
23	Kim Orcutt	127.82	4218	33	390	353
24	Marcie S. Muchmore	127.11	5720	45	424	375
25	Karen R. Garrelts	126.77	3803	30	388	354
26	Vicki J. Polhemus	125.25	7515	60	423	359
27	DeAnn M. Brickner	125.13	3003	24	399	371
28	Susan M. Ohlrich	124.32	2362	19	388	365
29	Linda A. Johnson	123.33	3330	27	390	359
30	Leisa K. McConnell	122.92	4425	36	372	332
31	Danielle E. Pritts	122.61	6989	57	391	330
32	Rhonda S. Johnson	122.28	2201	18	382	360
33	Jo A. Johnson	121.77	4749	39	375	332
34	Sylvia D. Mishou	120.00	720	6	369	359
35	Jessica M. Vanden Berge	119.83	2157	18	363	341
36	Cinda L. Ward	119.55	5021	42	379	333
37	Bonnie K. Busch	118.07	7084	60	413	349
38	Brenda K. Oliver	115.00	345	3	351	344
39	Mary B. McGuigan	114.61	3782	33	358	321
40	Jodi K. Vanden Berge	114.11	3081	27	369	338
41	Alexis A. Thiel	114.00	1710	15	360	341
42	Joy E. Redden	110.28	1985	18	346	324
43	Corrina R. Whitney	109.23	6226	57	374	313
44	Marissa A. Maya	107.93	1619	15	325	306
45	Linda M. Albrecht	106.13	4139	39	355	312
46	Joy L. Kutsch	104.81	2830	27	320	289
47	Angie C. Hauserman	103.80	5294	51	322	267
48	Renate R. Stewart	103.76	4669	45	323	274

Satellite 2025-26

---

	<u>Name</u>	<u>True Average</u>	<u>Pins</u>	<u>Gms</u>	<u>To Raise Avg +1</u>	<u>To Drop Avg -1</u>
49	Deb A. Shubert	103.50	1863	18	321	299
50	Jessie Zimmerman	103.46	4035	39	333	290
51	Ann E. Stenehjem	96.25	2310	24	309	281

# Satellite 2025-26

## Big Apple Fun Center

\* Bowlers listed must have a minimum of 22 games.

Note: This report includes information through January 20 which is Week 20 of 31

### Most Improved Averages

Name	True		Most Improved		Name	True		Most Improved	
	Average	Gms	Avg	+/-		Average	Gms	Avg	+/-
Danielle E. Pritts	122.61	57	117	+5.61	Jeanne M. May	128.37	30	127	+1.37
Sheri J. Londer	129.46	48	124	+5.46	DeAnn M. Brickner	125.13	24	124	+1.13
Renate R. Stewart	103.76	45	99	+4.76	Kim Orcutt	127.82	33	127	+0.82
Susan M. Weiler	147.40	30	143	+4.40	Jo A. Johnson	121.77	39	121	+0.77
Robbie S. Samuelson	150.11	36	146	+4.11	Jennifer A. Ryan	157.17	30	157	+0.17
Sherry J. Lane	131.96	51	128	+3.96	Helen L. Knake	129.07	27	129	+0.07
Karen R. Garrelts	126.77	30	123	+3.77	Bonnie K. Busch	118.07	60	118	+0.07
Corrina R. Whitney	109.23	57	106	+3.23	Mary B. McGuigan	114.61	33	115	-0.39
Allie E. Moore	175.89	36	173	+2.89	Ann E. Stenehjem	96.25	24	97	-0.75
Joy L. Kutsch	104.81	27	102	+2.81	Vicki J. Polhemus	125.25	60	126	-0.75
Linda A. Johnson	123.33	27	121	+2.33	Linda M. Albrecht	106.13	39	107	-0.87
Krista K. Wiester	165.23	30	163	+2.23	Marcie S. Muchmore	127.11	45	128	-0.89
Roxann R. DeLaet	132.14	36	130	+2.14	Jane M. Wentz	138.83	48	140	-1.17
Jodi K. Vanden Berge	114.11	27	112	+2.11	Angie C. Hauserman	103.80	51	105	-1.20
Rebecca L. McPherson	170.11	27	168	+2.11	Jessie Zimmerman	103.46	39	105	-1.54
Lisa S. Poff	160.64	33	159	+1.64	Leisa K. McConnell	122.92	36	126	-3.08
Cinda L. Ward	119.55	42	118	+1.55	Lindsay L. McLaughlin	132.58	57	138	-5.42
Denae L. Washington	146.42	52	145	+1.42					

# Satellite 2025-26

## Big Apple Fun Center

\* Bowlers listed must have a minimum of 1 games.

### Most Pins Over Average

Name	-----Old-----		Old				Total	---Average Change---			Weekly Over Avg	
	Pins	Games	Avg	-1-	-2-	-3-		New - Old ---> +/-	Series Avg +/-			
Darlene J. Duering	806	6	134	<b>179</b>	<b>187</b>	<b>199</b>	565	152.33	- 134.33	=	<b>18.00</b>	565 - 402=163
Madison M. Sanford	3125	18	bk173	<b>194</b>	<b>230</b>	<b>233</b>	657	180.10	- 173.61	=	<b>6.48</b>	657 - 519=138
Corrina R. Whitney	5818	54	107	111	126	<b>171</b>	408	109.23	- 107.74	=	<b>1.49</b>	408 - 321=87
Linda A. Johnson	2892	24	120	<b>152</b>	<b>183</b>	103	438	123.33	- 120.50	=	<b>2.83</b>	438 - 360=78
Danielle E. Pritts	6568	54	121	103	<b>147</b>	<b>171</b>	421	122.61	- 121.63	=	<b>0.98</b>	421 - 363=58
Susan M. Ohlrich	1958	16	bk122	<b>129</b>	<b>134</b>	<b>141</b>	404	124.32	- 122.38	=	<b>1.94</b>	404 - 366=38
Roxann R. DeLaet	4334	33	bk131	<b>126</b>	<del>107</del>	<b>190</b>	423	132.14	- 131.33	=	<b>0.81</b>	423 - 393=30
Jessie Zimmerman	3701	36	102	<b>113</b>	<b>120</b>	<b>101</b>	334	103.46	- 102.81	=	<b>0.66</b>	334 - 306=28
Vicki J. Polhemus	7120	57	124	133	134	128	395	125.25	- 124.91	=	<b>0.34</b>	395 - 372=23
DeAnn M. Brickner	2618	21	bk124	<b>132</b>	<b>144</b>	109	385	125.13	- 124.67	=	<b>0.46</b>	385 - 372=13
Jodi K. Vanden Berge	2731	24	bk113	<b>108</b>	<b>109</b>	<b>133</b>	350	114.11	- 113.79	=	<b>0.32</b>	350 - 339=11
Leisa K. McConnell	4055	33	122	<b>135</b>	105	<b>130</b>	370	122.92	- 122.88	=	<b>0.04</b>	370 - 366=4
Linda M. Albrecht	3820	36	106	82	124	<b>113</b>	319	106.13	- 106.11	=	<b>0.02</b>	319 - 318=1
Emilie E. Adamson	2369	18	131	103	<b>130</b>	<b>154</b>	387	131.24	- 131.61	=	<b>-0.37</b>	387 - 393=-6
Jeanne M. May	3473	27	bk128	<b>112</b>	121	145	378	128.37	- 128.63	=	<b>-0.26</b>	378 - 384=-6
Jane M. Wentz	6258	45	139	<b>141</b>	<del>125</del>	<b>140</b>	406	138.83	- 139.07	=	<b>-0.23</b>	406 - 417=-11
Donna J. McLaughlin	1177	9	130	<b>141</b>	121	<b>115</b>	377	129.50	- 130.78	=	<b>-1.28</b>	377 - 390=-13
Kim Orcutt	3850	30	bk128	<b>127</b>	123	118	368	127.82	- 128.33	=	<b>-0.52</b>	368 - 384=-16
Sheri J. Londer	5851	45	130	<b>109</b>	113	<b>141</b>	363	129.46	- 130.02	=	<b>-0.56</b>	363 - 390=-27
Bonnie K. Busch	6757	57	118	110	<b>117</b>	100	327	118.07	- 118.54	=	<b>-0.48</b>	327 - 354=-27
Denae L. Washington	7205	49	147	147	138	124	409	146.42	- 147.04	=	<b>-0.62</b>	409 - 441=-32
Lindsay L. McLaughlin	7191	54	133	117	119	130	366	132.58	- 133.17	=	<b>-0.59</b>	366 - 399=-33
Cinda L. Ward	4697	39	120	102	116	106	324	119.55	- 120.44	=	<b>-0.89</b>	324 - 360=-36
Susan M. Weiler	4015	27	bk148	<del>124</del>	<del>137</del>	<b>146</b>	407	147.40	- 148.70	=	<b>-1.30</b>	407 - 444=-37
Marcie S. Muchmore	5376	42	128	<b>122</b>	<del>112</del>	<del>110</del>	344	127.11	- 128.00	=	<b>-0.89</b>	344 - 384=-40
Mary B. McGuigan	3481	30	bk116	89	<b>104</b>	108	301	114.61	- 116.03	=	<b>-1.43</b>	301 - 348=-47
Allie E. Moore	5849	33	177	<b>179</b>	<b>157</b>	147	483	175.89	- 177.24	=	<b>-1.35</b>	483 - 531=-48

# Satellite 2025-26

## Big Apple Fun Center

This report is for scores bowled January 20 which is Week 20 of 31

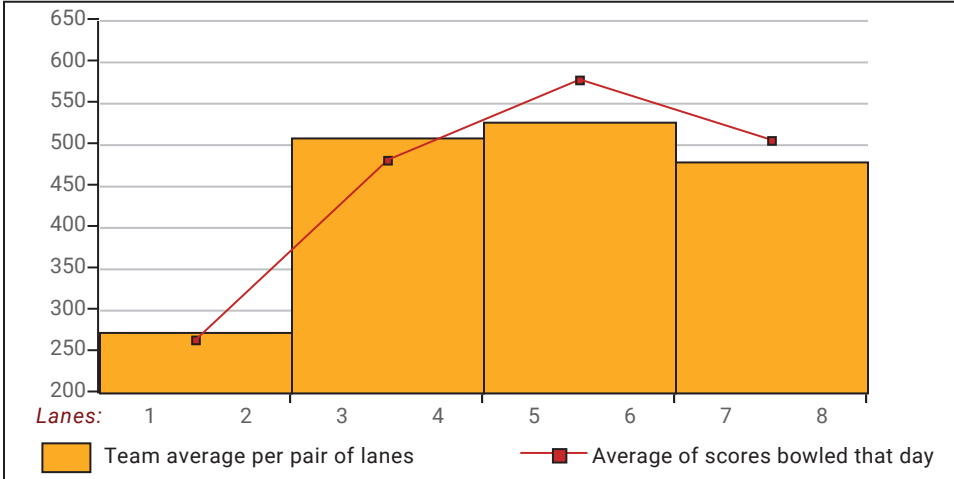
### This Week's Statistics: Lefties vs Righties

Unless designated left handed, bowlers are considered right handed.

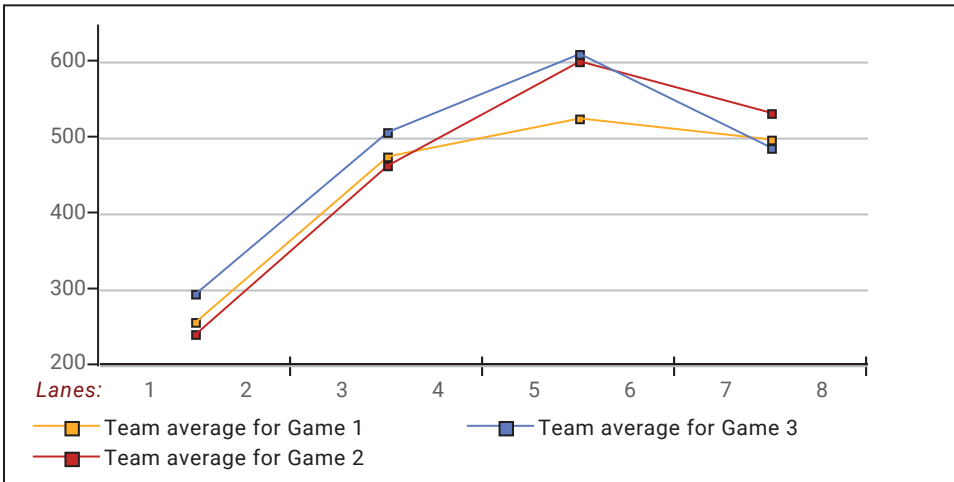
	Over All	Right	Left
How many people bowled	27	27	0
Number of games bowled	81	81	0
Actual average of week's scores	132.21	132.21	0.00
How many games above average	36	36	0
How many games below average	44	44	0
Pins above/below average per game	3.62	3.62	0.00
How many people raised average	13	13	--
by this amount	2.64	2.64	0.00
How many people went down	14	14	--
by this amount	-0.77	-0.77	0.00
League average before bowling	129.05	129.05	0.00
League average after bowling	129.92	129.92	0.00
Change in league average	0.87	0.87	0.00
800s	--	--	--
775s	--	--	--
750s	--	--	--
725s	--	--	--
700s	--	--	--
675s	--	--	--
650s	1	1	--
625s	--	--	--
600s	--	--	--
575s	--	--	--
550s	1	1	--
525s	--	--	--
500s	--	--	--
475s	1	1	--
450s	--	--	--
425s	1	1	--
400s	7	7	--
below 400	16	16	--
300s	--	--	--
275s	--	--	--
250s	--	--	--
225s	2	2	--
200s	--	--	--
175s	7	7	--
150s	5	5	--
125s	28	28	--
100s	37	37	--
below 100	2	2	--

This report is for scores bowled January 20 which is Week 20 of 31

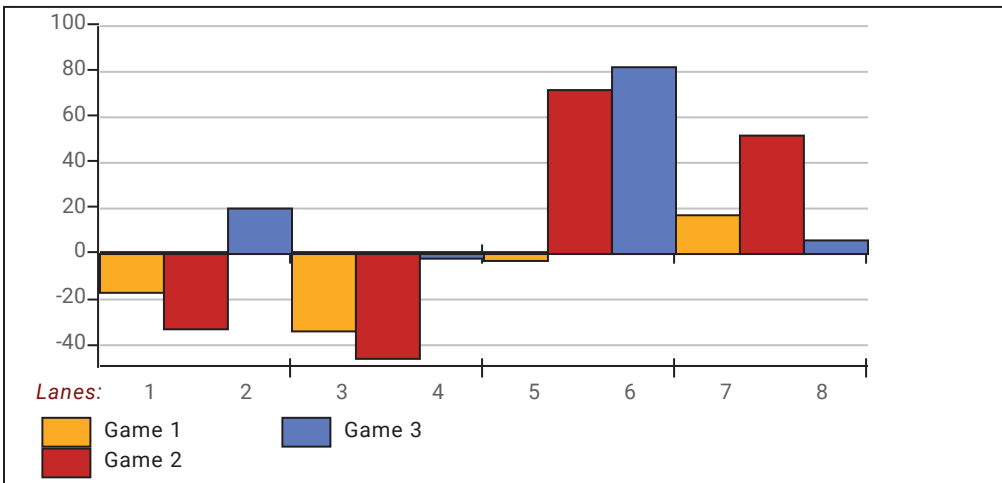
**Team Average vs Avg of Scores**



**Average of Scores for Each Game**

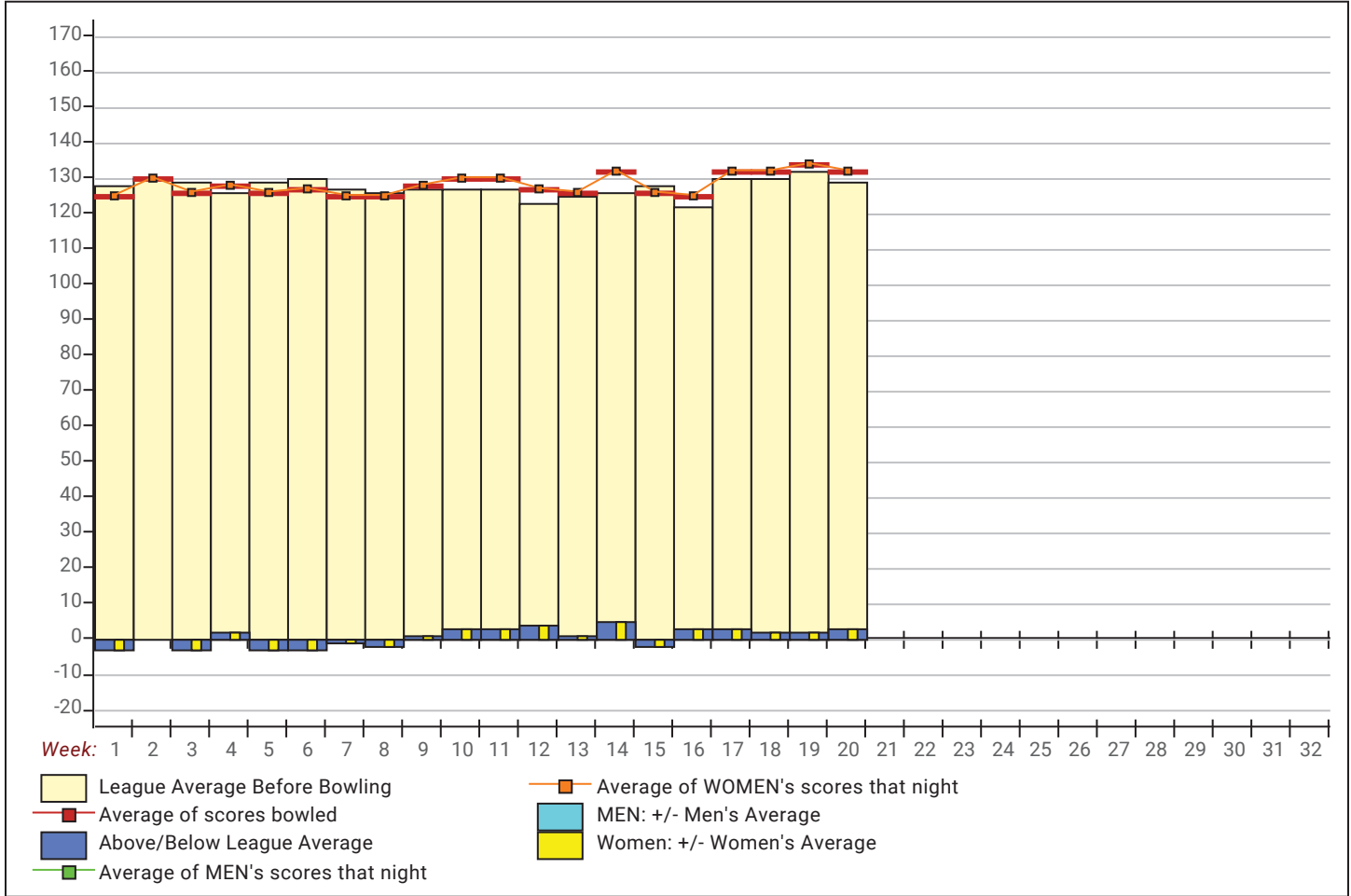


**Amount Over/Under Team Average**



This report is for scores bowled January 20 which is Week 20 of 31

**League Average Week-by-Week**



**League Average Statistics for Last Week**

	League	Right Hand	Left Hand
League Average Before Bowling	129.05	129.05	
Average of scores bowled that night	132.21	132.21	
New League Average After Bowling	129.92	129.92	
Change in League Average	.87	.87	
People Who Bowled Over Average	13	13	
People Who Bowled Under Average	14	14	
Average Amount of Series Over Avg	51.69	51.69	
Average Amount of Series Under Avg	-27.07	-27.07	
Difference Avg, NiteAvg	3.62	3.62	
Number of Bowlers	27	27	
Number of Games Bowled	81	81	
People Who Raised Their Average	13	13	
Raised By an Average of This Amount	2.64	2.64	
People Who Lowered Their Average	14	14	
Lowered By an Average of This Amou	-.77	-.77	
Number of Games Bowled Over Avera	36	36	
Number of Games Bowled Under Avera	44	44	

**Note: Averages are based only on people who bowled.**

# Press Release -- 1/27/2026

1/20/2026 Week 20 of 31

## Satellite 2025-26

Tuesday 6:30 pm

Big Apple Fun Center

Lanes 1 - 8

### Team Standings

Place	Team Name	Avg p/gm	Points Won	Points Lost	Year-To-Date WON	Y-T-D LOST
1	Supreme Spa & Pool	555	30½	14½	130	50
2	Dolls with Balls	480	28½	16½	95½	84½
3	Ward Farms	531	27	18	106	74
4	Girls Night Out	550	23½	21½	102½	77½
5	Splits and Giggles	532	21	24	99½	80½
6	Nolte	446	20	25	71	109
7	Play Pen Lounge	457	18½	26½	79½	100½
8	Bye Team		11	34	36	144

\*\*\* Although not shown, standings are determined by points only for the current split

### Last Week's Top Scores

Scratch Game		Scratch Series		Handicap Game		Handicap Series	
233	Madison Sanford	657	Madison Sanford	254	Madison Sanford	721	Darlene Duering
199	Darlene Duering	565	Darlene Duering	251	Darlene Duering	720	Madison Sanford
190	Roxann DeLaet	483	Allie Moore	247	Linda Johnson	630	Linda Johnson
183	Linda Johnson	438	Linda Johnson	245	Roxann DeLaet	630	Corrina Whitney
179	Allie Moore	423	Roxann DeLaet	245	Corrina Whitney	610	Danielle Pritts
171	Danielle Pritts	421	Danielle Pritts	234	Danielle Pritts	590	Susan Ohlrich
171	Corrina Whitney	409	Denae Washington	209	Emilie Adamson	588	Roxann DeLaet
154	Emilie Adamson	408	Corrina Whitney	204	DeAnn Brickner	575	Vicki Polhemus
147	Denae Washington	407	Susan Weiler	203	Susan Ohlrich	568	Jessie Zimmerman
146	Susan Weiler	406	Jane Wentz	202	Jeanne May	565	DeAnn Brickner
				202	Jodi Vanden Berge		

### Local and Bowling Center Awards

Name	USBC ID Number	Award Average	Award Games	G1	G2	G3	Series	Award Score	Award Received
Roxann R. DeLaet	9726-4293 USBC	131	33	126	107	190	423	190	175 Game (Local Assoc. Awards)
Linda A. Johnson	4132-443 USBC	120	24	152	183	103	438	438	400 Series (Local Assoc. Awards)
	4132-443 USBC	120	24	152	183	103	438	152	150 Game (Local Assoc. Awards)
	4132-443 USBC	120	24	152	183	103	438	183	175 Game (Local Assoc. Awards)
Madison M. Sanford	6205-2679 USBC	172	36	194	230	233	657	657	140 Pins Over Average (Local Assoc. Awards)
	6205-2679 USBC	172	36	194	230	233	657	657	600 Series (Local Assoc. Awards)
	6205-2679 USBC	172	36	194	230	233	657	230	225 Game (Local Assoc. Awards)
	6205-2679 USBC	172	36	194	230	233	657	233	225 Game (Local Assoc. Awards)
Corrina R. Whitney	4132-1488 USBC	107	54	111	126	171	408	408	400 Series (Local Assoc. Awards)
	4132-1488 USBC	107	54	111	126	171	408	171	150 Game (Local Assoc. Awards)