

# Satellite 2025-26

Tuesday 6:30 pm

## Big Apple Fun Center

Lanes 1 - 8

President: Dena Washington (308)293-1236  
 Vice President: Rebecca McPherson (402)984-0342  
 Secretary/Treasurer: Robbie Samuelson (308)238-3529

### Team Standings

Place	#	Team Name	Points Won	Points Lost	%Won	Pins + HDCP	Scratch Pins	Avg p/gm	High Game	High Sers	HDCP Game	HDCP Sers
1	2	Supreme Spa & Pool	18	9	66.7	41088	29697	549	748	2063	901	2522
2	5	Dolls with Balls	17	10	63.0	39596	25697	475	575	1593	838	2370
3	8	Splits and Giggles	16	11	59.3	40198	28750	532	649	1763	855	2362
4	7	Girls Night Out	15½	11½	57.4	40780	29743	550	632	1770	847	2361
5	4	Nolte	13	14	48.1	38760	23949	443	516	1511	789	2330
6	6	Ward Farms	12	15	44.4	40603	28645	530	604	1753	825	2338
7	3	Play Pen Lounge	9½	17½	35.2	39042	24765	458	573	1514	821	2264
8	1	Bye Team	7	20		0	0		0	0	0	0

### Review of Last Week's Bowling.....

Lanes	Team Name	HDCP -1-	HDCP -2-	HDCP -3-	HDCP Total	Last Wk WON	Team Name	HDCP -1-	HDCP -2-	HDCP -3-	HDCP Total	Last Wk WON
1-2	Bye Team	0	0	0	0	0	<---> Splits and Giggles	855	751	742	2348	9
3-4	Nolte	749	721	743	2213	4	<---> Dolls with Balls	690	751	731	2172	5
5-6	Ward Farms	757	825	700	2282	6	<---> Supreme Spa & Pool	718	749	807	2274	3
7-8	Play Pen Lounge	707	752	796	2255	4½	<---> Girls Night Out	719	786	735	2240	4½

### Lane Assignments

	1-2	3-4	5-6	7-8
Wk19 01/13	1- 5	6- 3	4- 8	2- 7
Wk20 01/20	1- 7	6- 4	2- 5	8- 3
Wk21 01/27	1- 4	3- 2	7- 6	5- 8

### Last Week's Top Scores

Team Scratch Game	Team Scratch Series	Team Handicap Game	Team Handicap Series
649 Splits and Giggles	1730 Splits and Giggles	855 Splits and Giggles	2348 Splits and Giggles
621 Supreme Spa & Pool	1716 Supreme Spa & Pool	825 Ward Farms	2282 Ward Farms
604 Ward Farms	1658 Girls Night Out	807 Supreme Spa & Pool	2274 Supreme Spa & Po
592 Girls Night Out	1619 Ward Farms	796 Play Pen Lounge	2255 Play Pen Lounge
534 Play Pen Lounge	1470 Dolls with Balls	786 Girls Night Out	2240 Girls Night Out
517 Dolls with Balls	1469 Play Pen Lounge	751 Dolls with Balls	2213 Nolte
476 Nolte	1394 Nolte	749 Nolte	2172 Dolls with Balls
Scratch Game	Scratch Series	Handicap Game	Handicap Series
193 Allie Moore	524 Allie Moore	227 Donna McLaughlin	611 Lindsay McLaughlin
190 Madison Sanford	512 Rebecca McPherson	226 Lindsay McLaughlin	596 Dena Washington
177 Rebecca McPherson	504 Madison Sanford	221 Angie Hauserman	590 Kim Orcutt
174 Dena Washington	482 Lisa Poff	219 Joy Kutsch	584 Rebecca McPherson
174 Lisa Poff	467 Dena Washington	217 Susan Ohlrich	584 Donna McLaughlin
172 Lindsay McLaughlin	455 Jennifer Ryan	217 Dena Washington	582 Sheri Londer
169 Donna McLaughlin	449 Lindsay McLaughlin	212 Allie Moore	581 Allie Moore
164 Jennifer Ryan	430 Jane Wentz	212 Kim Orcutt	579 Jodi Vanden Berge
155 Susan Ohlrich	416 Kim Orcutt	210 Madison Sanford	577 Jane Wentz
155 Jane Wentz	414 Sheri Londer	210 Mary McGuigan	575 Lisa Poff

**Season High Scores**

<u>Team Scratch Game</u>		<u>Team Scratch Series</u>		<u>Team Handicap Game</u>		<u>Team Handicap Series</u>	
748	Supreme Spa & Pool	2063	Supreme Spa & Pool	901	Supreme Spa & Pool	2522	Supreme Spa & Po
649	Splits and Giggles	1770	Girls Night Out	855	Splits and Giggles	2370	Dolls with Balls
632	Girls Night Out	1763	Splits and Giggles	847	Girls Night Out	2362	Splits and Giggles
604	Ward Farms	1753	Ward Farms	838	Dolls with Balls	2361	Girls Night Out
575	Dolls with Balls	1593	Dolls with Balls	825	Ward Farms	2338	Ward Farms
573	Play Pen Lounge	1514	Play Pen Lounge	821	Play Pen Lounge	2330	Nolte
516	Nolte	1511	Nolte	789	Nolte	2264	Play Pen Lounge
<u>Scratch Game</u>		<u>Scratch Series</u>		<u>Handicap Game</u>		<u>Handicap Series</u>	
267	Madison Sanford	616	Madison Sanford	293	Madison Sanford	700	Susan Weiler
222	Lisa Poff	616	Allie Moore	260	Dani Krotz	694	Madison Sanford
222	Dani Krotz	565	Susan Weiler	259	Denae Washington	679	Allie Moore
216	Allie Moore	564	Rebecca McPherson	258	Lisa Poff	675	Rebecca McPherson
212	Denae Washington	548	Dani Krotz	256	Susan Weiler	662	Dani Krotz
211	Susan Weiler	543	Jennifer Ryan	250	Renate Stewart	657	Jane Wentz
201	Rebecca McPherson	537	Krista Wiester	247	Jordan Tucker	657	Jennifer Ryan
201	Jennifer Ryan	522	Lisa Poff	246	Allie Moore	645	Robbie Samuelson
201	Jordan Tucker	516	Robbie Samuelson	246	Roxann DeLaet	641	Lindsay McLaughlin
192	Robbie Samuelson	504	Jane Wentz	241	Susan Ohlrich	640	Sherry Lane
				241	Helen Knake		

**Team Rosters**

**1 - Bye Team**

**2 - Supreme Spa & Pool**

<u>Name</u>	<u>Avg</u>	<u>HDCP</u>	<u>Pins</u>	<u>Gms</u>	<u>Points Won</u>	<u>High Game</u>	<u>High Sers</u>	<u>HDCP Game</u>	<u>HDCP Sers</u>	<u>0's</u>	<u>100's</u>	<u>200's</u>	<u>0's</u>	<u>400's</u>	<u>500's</u>
Deb A. Shubert	103	77	1863	18	4.0	145	356	229	608	6	12	--	6	--	--
Linda A. Johnson	120	64	2892	24	7.0	148	393	216	597	2	22	--	8	--	--
Karen R. Garrelts	124	60	3367	27	4.0	153	431	217	623	2	25	--	7	2	--
Jeanne M. May	126	59	3029	24	5.0	154	412	213	583	--	24	--	6	2	--
Kim Orcutt	128	57	3850	30	9.0	162	436	225	637	2	28	--	5	5	--
Robbie S. Samuelson	150	40	4971	33	10.0	192	516	233	645	--	33	--	--	9	2
Lisa S. Poff	161	31	4839	30	12.0	222	522	258	627	--	28	2	--	7	3
Madison M. Sanford	173	21	3125	18	8.0	267	616	293	694	--	16	2	--	2	4

**3 - Play Pen Lounge**

<u>Name</u>	<u>Avg</u>	<u>HDCP</u>	<u>Pins</u>	<u>Gms</u>	<u>Points Won</u>	<u>High Game</u>	<u>High Sers</u>	<u>HDCP Game</u>	<u>HDCP Sers</u>	<u>0's</u>	<u>100's</u>	<u>200's</u>	<u>0's</u>	<u>400's</u>	<u>500's</u>
Ann E. Stenehem	96	83	2310	24	4.0	136	364	222	619	17	7	--	8	--	--
Marissa A. Maya	103	77	1239	12		146	346	221	571	6	6	--	4	--	--
Jodi K. Vanden Berge	113	69	2731	24	6.0	135	369	207	582	3	21	--	8	--	--
Alexis A. Thiel	114	68	1377	12	2.0	146	361	214	580	2	10	--	4	--	--
Mary B. McGuigan	116	67	3481	30	7.0	143	396	211	600	4	26	--	10	--	--
Susan M. Ohlrich	122	62	1958	16	6.5	180	420	241	603	3	13	--	4	1	--
Leisa K. McConnell	124	60	3735	30	3.0	161	420	221	600	--	30	--	8	2	--
Cherish L. Ohlman	133	53	1597	12	4.0	144	421	193	571	--	12	--	1	3	--

**4 - Nolte**

<u>Name</u>	<u>Avg</u>	<u>HDCP</u>	<u>Pins</u>	<u>Gms</u>	<u>Points Won</u>	<u>High Game</u>	<u>High Sers</u>	<u>HDCP Game</u>	<u>HDCP Sers</u>	<u>0's</u>	<u>100's</u>	<u>200's</u>	<u>0's</u>	<u>400's</u>	<u>500's</u>
Jessie Zimmerman	102	78	3701	36	7.0	159	377	229	599	19	17	--	12	--	--
Linda M. Albrecht	104	76	3444	33	5.0	145	371	221	602	15	18	--	11	--	--
Joy E. Redden	111	71	1670	15	3.0	142	358	214	576	4	11	--	5	--	--
Bonnie K. Busch	118	65	6380	54	13.0	155	409	222	612	6	48	--	17	1	--
Vicki J. Polhemus	124	60	6699	54	7.0	157	401	218	582	--	54	--	17	1	--

**5 - Dolls with Balls**

Name	Avg	HDCP	Pins	Gms	Points Won	High Game	High Sers	HDCP Game	HDCP Sers	0's	100's	200's	0's	400's	500's
Renate R. Stewart	103	77	4669	45	7.0	170	386	250	626	21	24	--	15	--	--
Corrina R. Whitney	107	74	5499	51	10.0	151	380	231	611	21	30	--	17	--	--
Sylvia D. Mishou	120	64	720	6	1.0	142	393	197	558	1	5	--	2	--	--
Danielle E. Pritts	121	63	6214	51	14.0	171	431	237	623	5	46	--	14	3	--
Denae L. Washington	147	42	6762	46	15.0	212	489	259	627	--	45	1	2	8	--

**6 - Ward Farms**

Name	Avg	HDCP	Pins	Gms	Points Won	High Game	High Sers	HDCP Game	HDCP Sers	0's	100's	200's	0's	400's	500's
Joy L. Kutsch	104	76	2830	27	4.0	143	349	219	583	10	17	--	9	--	--
Cinda L. Ward	119	64	4317	36	5.0	150	389	218	591	4	32	--	12	--	--
Jo A. Johnson	121	63	4749	39	5.0	150	389	214	580	2	37	--	13	--	--
Helen L. Knake	129	56	3485	27	7.5	181	439	241	619	1	26	--	4	5	--
Donna J. McLaughlin	130	56	1177	9	2.0	169	410	227	584	--	9	--	2	1	--
Krista K. Wiester	163	29	4414	27	9.0	190	537	210	594	--	27	--	--	6	3
Rebecca L. McPherson	170	24	4593	27	15.0	201	564	238	675	--	26	1	--	2	7

**7 - Girls Night Out**

Name	Avg	HDCP	Pins	Gms	Points Won	High Game	High Sers	HDCP Game	HDCP Sers	0's	100's	200's	0's	400's	500's
Marcie S. Muchmore	128	57	5376	42	6.5	159	435	217	609	1	41	--	9	5	--
Roxann R. DeLaet	129	56	3895	30	7.5	182	422	246	613	1	29	--	7	3	--
Sherry J. Lane	133	53	6387	48	7.5	173	478	227	640	1	47	--	10	6	--
Jane M. Wentz	138	49	5826	42	10.0	175	504	226	657	1	41	--	4	9	1
Susan M. Weiler	148	41	4015	27	8.0	211	565	256	700	--	25	2	2	6	1
Jennifer A. Ryan	157	34	4244	27	12.5	201	543	239	657	--	26	1	--	8	1

**8 - Splits and Giggles**

Name	Avg	HDCP	Pins	Gms	Points Won	High Game	High Sers	HDCP Game	HDCP Sers	0's	100's	200's	0's	400's	500's
Angie C. Hauserman	103	77	5294	51	9.0	145	369	221	594	20	31	--	17	--	--
Sheri J. Londer	129	56	5458	42	10.5	180	440	240	613	1	41	--	8	6	--
Lindsay L. McLaughlin	133	53	6821	51	6.5	181	482	237	641	--	51	--	9	8	--
Dani Krotz	157	34	2362	15	6.0	222	548	260	662	--	14	1	--	4	1
Allie E. Moore	176	19	5301	30	16.0	216	616	246	679	--	25	5	--	2	8

**Temporary Substitutes**

Name	Avg	HDCP	Pins	Gms	Points Won	High Game	High Sers	HDCP Game	HDCP Sers	0's	100's	200's	0's	400's	500's
Emilie E. Adamson	130	56	1951	15	3.0	165	456	224	633	2	13	--	3	2	--
DeAnn M. Brickner	126	59	2274	18	3.0	164	411	222	585	--	18	--	5	1	--
Darlene J. Duering	134	52	806	6	1.0	147	410	198	563	--	6	--	1	1	--
Rhonda S. Johnson	122	62	2201	18	4.0	161	404	224	599	3	15	--	5	1	--
Jordan N. Tucker	146	43	1761	12	4.0	201	478	247	634	--	11	1	--	4	--
Jessica M. Vanden Berge	119	64	2157	18	5.0	169	402	229	603	3	15	--	5	1	--

**High Individual Match Points**

16 Allie Moore	15 Rebecca McPherson	15 Denae Washington	14 Danielle Pritts
13 Bonnie Busch	12.5 Jennifer Ryan	12 Lisa Poff	10.5 Sheri Londer
10 Robbie Samuelson	10 Jane Wentz	10 Corrina Whitney	9 Kim Orcutt

**Individual High Averages**

176.70 Allie Moore	170.11 Rebecca McPherson	163.48 Krista Wiester	161.30 Lisa Poff
157.19 Jennifer Ryan	150.64 Robbie Samuelson	148.70 Susan Weiler	147.00 Denae Washington
138.71 Jane Wentz	133.75 Lindsay McLaughlin	133.06 Sherry Lane	129.95 Sheri Londer

***Most Improved Average***

---

124 to 129.95 = +5.95 Sheri Londer	143 to 148.70 = +5.70 Susan Weiler	128 to 133.06 = +5.06 Sherry Lane
117 to 121.84 = +4.84 Danielle Pritts	99 to 103.76 = +4.76 Renate Stewart	146 to 150.64 = +4.64 Robbie Samuelson
173 to 176.70 = +3.70 Allie Moore	102 to 104.81 = +2.81 Joy Kutsch	159 to 161.30 = +2.30 Lisa Poff

***Most Un-Improved Averages***

---

138 to 133.75 = -4.25 Lindsay McLaughli	107 to 104.36 = -2.64 Linda Albrecht	105 to 102.81 = -2.19 Jessie Zimmerma
126 to 124.06 = -1.94 Vicki Polhemus	126 to 124.50 = -1.50 Leisa McConnell	140 to 138.71 = -1.29 Jane Wentz
105 to 103.80 = -1.20 Angie Hauserman	127 to 126.21 = -0.79 Jeanne May	97 to 96.25 = -0.75 Ann Stenehjem

# Satellite 2025-26

## Big Apple Fun Center

### Reprint of Scores -- Week 18

#### Lane 1 1 - Bye Team Week 18 1/6/2026

Name	Old Avg	Old HDCP	-1-	-2-	-3-	Total	HDCP Total
Linda M. Albrecht	104	76	97	123	94	314	542
Joy E. Redden	bk112	70	112	95	110	317	527
Bonnie K. Busch	117	66	136	112	125	373	571
Vicki J. Polhemus	123	61	131	118	141	390	573
<i>Scratch Total</i>			476	448	470	1394	1394
<i>Handicap</i>			273	273	273		819
<i>Total</i>			749	721	743	1394	2213
<i>Team Points Won</i>			1.0	0.0	1.0	3.0	3.0
<i>Match Points Won</i>			0.0	0.0	0.0	1.0	1.0
<i>Total Points Won</i>			1.0	0.0	1.0	4.0	4.0

#### Lane 3 4 - Nolte Week 18 1/6/2026

Name	Old Avg	Old HDCP	-1-	-2-	-3-	Total	HDCP Total
Linda M. Albrecht	104	76	97	123	94	314	542
Joy E. Redden	bk112	70	112	95	110	317	527
Bonnie K. Busch	117	66	136	112	125	373	571
Vicki J. Polhemus	123	61	131	118	141	390	573
<i>Scratch Total</i>			476	448	470	1394	1394
<i>Handicap</i>			273	273	273		819
<i>Total</i>			749	721	743	1394	2213
<i>Team Points Won</i>			1.0	0.0	1.0	3.0	3.0
<i>Match Points Won</i>			0.0	0.0	0.0	1.0	1.0
<i>Total Points Won</i>			1.0	0.0	1.0	4.0	4.0

#### Lane 5 6 - Ward Farms Week 18 1/6/2026

Name	Old Avg	Old HDCP	-1-	-2-	-3-	Total	HDCP Total
Joy L. Kutsch	bk104	76	97	143	79	319	547
Jo A. Johnson	121	63	138	122	118	378	567
Donna J. McLaughlin	127	58	136	169	105	410	584
Rebecca L. McPherson	bk170	24	165	170	177	512	584
<i>Scratch Total</i>			536	604	479	1619	1619
<i>Handicap</i>			221	221	221		663
<i>Total</i>			757	825	700	1619	2282
<i>Team Points Won</i>			1.0	1.0	0.0	3.0	3.0
<i>Match Points Won</i>			0.0	0.0	0.0	3.0	3.0
<i>Total Points Won</i>			1.0	1.0	0.0	6.0	6.0

#### Lane 7 3 - Play Pen Lounge Week 18 1/6/2026

Name	Old Avg	Old HDCP	-1-	-2-	-3-	Total	HDCP Total
Jodi K. Vanden Berge	bk112	70	120	129	120	369	579
Mary B. McGuigan	bk115	68	91	142	136	369	573
Rhonda S. Johnson	122	62	124	113	123	360	546
Susan M. Ohlrich	bk122	62	110	106	155	371	557
<i>Scratch Total</i>			445	490	534	1469	1469
<i>Handicap</i>			262	262	262		786
<i>Total</i>			707	752	796	1469	2255
<i>Team Points Won</i>			0.0	0.0	1.0	2.0	2.0
<i>Match Points Won</i>			0.0	0.0	0.0	2.5	2.5
<i>Total Points Won</i>			0.0	0.0	1.0	4.5	4.5

#### Lane 2 8 - Splits and Giggles Week 18 1/6/2026

Name	Old Avg	Old HDCP	-1-	-2-	-3-	Total	HDCP Total
Angie C. Hauserman	103	77	144	109	90	343	574
Sheri J. Londer	129	56	140	125	149	414	582
Lindsay L. McLaughlin	132	54	172	154	123	449	611
Allie E. Moore	176	19	193	157	174	524	581
<i>Scratch Total</i>			649	545	536	1730	1730
<i>Handicap</i>			206	206	206		618
<i>Total</i>			855	751	742	1730	2348
<i>Team Points Won</i>			1.0	1.0	1.0	4.0	4.0
<i>Match Points Won</i>			0.0	0.0	0.0	5.0	5.0
<i>Total Points Won</i>			1.0	1.0	1.0	9.0	9.0

#### Lane 4 5 - Dolls with Balls Week 18 1/6/2026

Name	Old Avg	Old HDCP	-1-	-2-	-3-	Total	HDCP Total
Corrina R. Whitney	107	74	123	105	98	326	548
Danielle E. Pritts	122	62	102	117	131	350	536
Sylvia D. Mishou	131	55	83	121	123	327	492
Denae L. Washington	146	43	148	174	145	467	596
<i>Scratch Total</i>			456	517	497	1470	1470
<i>Handicap</i>			234	234	234		702
<i>Total</i>			690	751	731	1470	2172
<i>Team Points Won</i>			0.0	1.0	0.0	1.0	1.0
<i>Match Points Won</i>			0.0	0.0	0.0	4.0	4.0
<i>Total Points Won</i>			0.0	1.0	0.0	5.0	5.0

#### Lane 6 2 - Supreme Spa & Pool Week 18 1/6/2026

Name	Old Avg	Old HDCP	-1-	-2-	-3-	Total	HDCP Total
Deb A. Shubert	bk103	77	108	79	127	314	545
Kim Orcutt	bk127	58	132	154	130	416	590
Lisa S. Poff	bk161	31	155	153	174	482	575
Madison M. Sanford	bk174	20	137	177	190	504	564
<i>Scratch Total</i>			532	563	621	1716	1716
<i>Handicap</i>			186	186	186		558
<i>Total</i>			718	749	807	1716	2274
<i>Team Points Won</i>			0.0	0.0	1.0	1.0	1.0
<i>Match Points Won</i>			0.0	0.0	0.0	2.0	2.0
<i>Total Points Won</i>			0.0	0.0	1.0	3.0	3.0

#### Lane 8 7 - Girls Night Out Week 18 1/6/2026

Name	Old Avg	Old HDCP	-1-	-2-	-3-	Total	HDCP Total
Marcie S. Muchmore	127	58	122	134	131	387	561
Sherry J. Lane	133	53	115	139	132	386	545
Jane M. Wentz	138	49	126	155	149	430	577
Jennifer A. Ryan	bk157	34	162	164	129	455	557
<i>Scratch Total</i>			525	592	541	1658	1658
<i>Handicap</i>			194	194	194		582
<i>Total</i>			719	786	735	1658	2240
<i>Team Points Won</i>			1.0	1.0	0.0	2.0	2.0
<i>Match Points Won</i>			0.0	0.0	0.0	2.5	2.5
<i>Total Points Won</i>			1.0	1.0	0.0	4.5	4.5

# Satellite 2025-26

## Big Apple Fun Center

Note: This report includes information through January 6 which is Week 18 of 31

### Match Points Won (This Week) -- Week 18

#### Lane 1 1 - Bye Team Week 18 1/6/2026

Name	Last Wk Won	Last Wk Lost	HDCP -1-	HDCP -2-	HDCP -3-	HDCP Total
No one bowled						

#### Lane 2 8 - Splits and Giggles Week 18 1/6/2026

Name	Last Wk Won	Last Wk Lost	HDCP -1-	HDCP -2-	HDCP -3-	HDCP Total
Angie C. Hauserman	1.0		221	186	167	574
Sheri J. Londer	1.0		196	181	205	582
Lindsay L. McLaughlin	1.0		226	208	177	611
Allie E. Moore	2.0		212	176	193	581

Scratch Total	649	545	536	1730
Handicap	206	206	206	618
Total	855	751	742	2348
Team Points Won	1.0	1.0	1.0	4.0
Match Points Won	0.0	0.0	0.0	5.0
Total Points Won	1.0	1.0	1.0	9.0

#### Lane 3 4 - Nolte Week 18 1/6/2026

Name	Last Wk Won	Last Wk Lost	HDCP -1-	HDCP -2-	HDCP -3-	HDCP Total
Linda M. Albrecht		1.0	173	199	170	542
Joy E. Redden		1.0	182	165	180	527
Bonnie K. Busch	1.0		202	178	191	571
Vicki J. Polhemus		1.0	192	179	202	573

Scratch Total	476	448	470	1394
Handicap	273	273	273	819
Total	749	721	743	2213
Team Points Won	1.0	0.0	1.0	3.0
Match Points Won	0.0	0.0	0.0	1.0
Total Points Won	1.0	0.0	1.0	4.0

#### Lane 4 5 - Dolls with Balls Week 18 1/6/2026

Name	Last Wk Won	Last Wk Lost	HDCP -1-	HDCP -2-	HDCP -3-	HDCP Total
Corrina R. Whitney	1.0		197	179	172	548
Danielle E. Pritts	1.0		164	179	193	536
Sylvia D. Mishou		1.0	138	176	178	492
Denae L. Washington	2.0		191	217	188	596

Scratch Total	456	517	497	1470
Handicap	234	234	234	702
Total	690	751	731	2172
Team Points Won	0.0	1.0	0.0	1.0
Match Points Won	0.0	0.0	0.0	4.0
Total Points Won	0.0	1.0	0.0	5.0

#### Lane 5 6 - Ward Farms Week 18 1/6/2026

Name	Last Wk Won	Last Wk Lost	HDCP -1-	HDCP -2-	HDCP -3-	HDCP Total
Joy L. Kutsch	1.0		173	219	155	547
Jo A. Johnson		1.0	201	185	181	567
Donna J. McLaughlin	1.0		194	227	163	584
Rebecca L. McPherson	1.0		189	194	201	584

Scratch Total	536	604	479	1619
Handicap	221	221	221	663
Total	757	825	700	2282
Team Points Won	1.0	1.0	0.0	3.0
Match Points Won	0.0	0.0	0.0	3.0
Total Points Won	1.0	1.0	0.0	6.0

#### Lane 6 2 - Supreme Spa & Pool Week 18 1/6/2026

Name	Last Wk Won	Last Wk Lost	HDCP -1-	HDCP -2-	HDCP -3-	HDCP Total
Deb A. Shubert		1.0	185	156	204	545
Kim Orcutt	1.0		190	212	188	590
Lisa S. Poff		1.0	186	184	205	575
Madison M. Sanford	1.0	1.0	157	197	210	564

Scratch Total	532	563	621	1716
Handicap	186	186	186	558
Total	718	749	807	2274
Team Points Won	0.0	0.0	1.0	1.0
Match Points Won	0.0	0.0	0.0	2.0
Total Points Won	0.0	0.0	1.0	3.0

#### Lane 7 3 - Play Pen Lounge Week 18 1/6/2026

Name	Last Wk Won	Last Wk Lost	HDCP -1-	HDCP -2-	HDCP -3-	HDCP Total
Jodi K. Vanden Berge	1.0		190	199	190	579
Mary B. McGuigan	1.0		159	210	204	573
Rhonda S. Johnson		1.0	186	175	185	546
Susan M. Ohlrich	0.5	0.5	172	168	217	557

Scratch Total	445	490	534	1469
Handicap	262	262	262	786
Total	707	752	796	2255
Team Points Won	0.0	0.0	1.0	2.0
Match Points Won	0.0	0.0	0.0	2.5
Total Points Won	0.0	0.0	1.0	4.5

#### Lane 8 7 - Girls Night Out Week 18 1/6/2026

Name	Last Wk Won	Last Wk Lost	HDCP -1-	HDCP -2-	HDCP -3-	HDCP Total
Marcie S. Muchmore		1.0	180	192	189	561
Sherry J. Lane		1.0	168	192	185	545
Jane M. Wentz	1.0		175	204	198	577
Jennifer A. Ryan	1.5	0.5	196	198	163	557

Scratch Total	525	592	541	1658
Handicap	194	194	194	582
Total	719	786	735	2240
Team Points Won	1.0	1.0	0.0	2.0
Match Points Won	0.0	0.0	0.0	2.5
Total Points Won	1.0	1.0	0.0	4.5

# Satellite 2025-26

## Big Apple Fun Center

\* Bowlers listed must have a minimum of 1 games.

### Match Points Won (Total for Year)

Name	Points	Points	%Won	Avg	Gms	Name	Points	Points	%Won	Avg	Gms
	Won	Lost					Won	Lost			
Allie E. Moore	16.0	3.0	84.21%	176	30	Susan M. Ohlrich	6.5	3.5	65.00%	122	16
Rebecca L. McPherson	15.0	1.0	93.75%	170	27	Marcie S. Muchmore	6.5	8.0	44.83%	128	42
Denae L. Washington	15.0	11.0	57.69%	147	46	Jodi K. Vanden Berge	6.0	2.0	75.00%	113	24
Danielle E. Pritts	14.0	4.0	77.78%	121	51	Dani Krotz	6.0	1.0	85.71%	157	15
Bonnie K. Busch	13.0	7.0	65.00%	118	54	Jeanne M. May	5.0	3.0	62.50%	126	24
Jennifer A. Ryan	12.5	2.5	83.33%	157	27	Cinda L. Ward	5.0	7.0	41.67%	119	36
Lisa S. Poff	12.0	2.0	85.71%	161	30	Jo A. Johnson	5.0	8.0	38.46%	121	39
Sheri J. Londer	10.5	6.5	61.76%	129	42	Jessica M. Vanden Berge	5.0	3.0	62.50%	119	18
Robbie S. Samuelson	10.0	4.0	71.43%	150	33	Linda M. Albrecht	5.0	12.0	29.41%	104	33
Jane M. Wentz	10.0	6.0	62.50%	138	42	Ann E. Stenehjem	4.0	4.0	50.00%	96	24
Corrina R. Whitney	10.0	7.0	58.82%	107	51	Karen R. Garrelts	4.0	5.0	44.44%	124	27
Kim Orcutt	9.0	1.0	90.00%	128	30	Rhonda S. Johnson	4.0	3.0	57.14%	122	18
Angie C. Hauserman	9.0	8.0	52.94%	103	51	Deb A. Shubert	4.0	2.0	66.67%	103	18
Krista K. Wiester	9.0	3.0	75.00%	163	27	Joy L. Kutsch	4.0	5.0	44.44%	104	27
Madison M. Sanford	8.0	3.0	72.73%	173	18	Cherish L. Ohlman	4.0	1.0	80.00%	133	12
Susan M. Weiler	8.0	5.0	61.54%	148	27	Jordan N. Tucker	4.0	1.0	80.00%	146	12
Sherry J. Lane	7.5	9.0	45.45%	133	48	Emilie E. Adamson	3.0	2.0	60.00%	130	15
Roxann R. DeLaet	7.5	3.5	68.18%	129	30	Joy E. Redden	3.0	2.0	60.00%	111	15
Helen L. Knake	7.5	3.0	71.43%	129	27	DeAnn M. Brickner	3.0	3.0	50.00%	126	18
Linda A. Johnson	7.0	1.0	87.50%	120	24	Leisa K. McConnell	3.0	8.0	27.27%	124	30
Mary B. McGuigan	7.0	5.0	58.33%	116	30	Alexis A. Thiel	2.0	4.0	33.33%	114	12
Jessie Zimmerman	7.0	8.0	46.67%	102	36	Donna J. McLaughlin	2.0	1.0	66.67%	130	9
Renate R. Stewart	7.0	10.0	41.18%	103	45	Darlene J. Duering	1.0	1.0	50.00%	134	6
Vicki J. Polhemus	7.0	13.0	35.00%	124	54	Sylvia D. Mishou	1.0	1.0	50.00%	120	6
Lindsay L. McLaughlin	6.5	11.0	37.14%	133	51	Marissa A. Maya		5.0	0.00%	103	12

# Satellite 2025-26

## Big Apple Fun Center

\* Bowlers listed must have a minimum of 1 games.

### Change in Average

Name	-----Old-----		Old					---Average Change---			Weekly Over Avg
	Pins	Games	Avg	-1-	-2-	-3-	Total	New	Old	---> +/-	Series Avg +/-
Emilie E. Adamson	1951	15	130				0	130.07	- 130.07	= 0.00	
Linda M. Albrecht	3130	30	104	97	<b>123</b>	94	314	104.36	- 104.33	= 0.03	314 - 312=2
DeAnn M. Brickner	2274	18	bk126				0	126.33	- 126.33	= 0.00	
Bonnie K. Busch	6007	51	117	<b>136</b>	<b>112</b>	<b>125</b>	373	118.15	- 117.78	= 0.36	373 - 351=22
Roxann R. DeLaet	3895	30	bk129				0	129.83	- 129.83	= 0.00	
Darlene J. Duering	806	6	134				0	134.33	- 134.33	= 0.00	
Karen R. Garrelts	3367	27	bk124				0	124.70	- 124.70	= 0.00	
Angie C. Hauserman	4951	48	103	<b>144</b>	<b>109</b>	90	343	103.80	- 103.15	= 0.66	343 - 309=34
Jo A. Johnson	4371	36	121	<b>138</b>	122	118	378	121.77	- 121.42	= 0.35	378 - 363=15
Linda A. Johnson	2892	24	120				0	120.50	- 120.50	= 0.00	
Rhonda S. Johnson	1841	15	122	<b>124</b>	113	123	360	122.28	- 122.73	= -0.46	360 - 366=-6
Helen L. Knake	3485	27	129				0	129.07	- 129.07	= 0.00	
Dani Krotz	2362	15	bk157				0	157.47	- 157.47	= 0.00	
Joy L. Kutsch	2511	24	bk104	97	<b>143</b>	79	319	104.81	- 104.63	= 0.19	319 - 312=7
Sherry J. Lane	6001	45	133	<b>115</b>	139	132	386	133.06	- 133.36	= -0.29	386 - 399=-13
Sheri J. Londer	5044	39	129	<b>140</b>	<b>125</b>	<b>149</b>	414	129.95	- 129.33	= 0.62	414 - 387=27
Jeanne M. May	3029	24	bk126				0	126.21	- 126.21	= 0.00	
Marissa A. Maya	1239	12	bk103				0	103.25	- 103.25	= 0.00	
Leisa K. McConnell	3735	30	124				0	124.50	- 124.50	= 0.00	
Mary B. McGuigan	3112	27	bk115	91	<b>142</b>	<b>136</b>	369	116.03	- 115.26	= 0.77	369 - 345=24
Donna J. McLaughlin	767	6	127	<b>136</b>	<b>169</b>	105	410	130.78	- 127.83	= 2.94	410 - 381=29
Lindsay L. McLaughlin	6372	48	132	<b>172</b>	<b>154</b>	<b>123</b>	449	133.75	- 132.75	= 1.00	449 - 396=53
Rebecca L. McPherson	4081	24	bk170	<b>165</b>	170	177	512	170.11	- 170.04	= 0.07	512 - 510=2
Sylvia D. Mishou	393	3	131	83	121	123	327	120.00	- 131.00	= -11.00	327 - 393=-66
Allie E. Moore	4777	27	176	<b>193</b>	<del>157</del>	<b>174</b>	524	176.70	- 176.93	= -0.23	524 - 528=-4
Marcie S. Muchmore	4989	39	127	122	134	131	387	128.00	- 127.92	= 0.08	387 - 381=6
Cherish L. Ohlman	1597	12	bk133				0	133.08	- 133.08	= 0.00	
Susan M. Ohlrich	1587	13	bk122	110	106	<b>155</b>	371	122.38	- 122.08	= 0.30	371 - 366=5
Kim Orcutt	3434	27	bk127	132	<b>154</b>	<b>130</b>	416	128.33	- 127.19	= 1.15	416 - 381=35
Lisa S. Poff	4357	27	bk161	155	153	<b>174</b>	482	161.30	- 161.37	= -0.07	482 - 483=-1
Vicki J. Polhemus	6309	51	123	<b>131</b>	118	<b>141</b>	390	124.06	- 123.71	= 0.35	390 - 369=21
Danielle E. Pritts	5864	48	122	102	<b>117</b>	<b>131</b>	350	121.84	- 122.17	= -0.32	350 - 366=-16
Joy E. Redden	1353	12	bk112	<b>112</b>	95	110	317	111.33	- 112.75	= -1.42	317 - 336=-19
Jennifer A. Ryan	3789	24	bk157	<b>162</b>	<b>164</b>	129	455	157.19	- 157.88	= -0.69	455 - 471=-16
Robbie S. Samuelson	4971	33	bk150				0	150.64	- 150.64	= 0.00	
Madison M. Sanford	2621	15	bk174	137	<b>177</b>	<b>190</b>	504	173.61	- 174.73	= -1.12	504 - 522=-18
Deb A. Shubert	1549	15	bk103	<b>108</b>	79	<b>127</b>	314	103.50	- 103.27	= 0.23	314 - 309=5

Satellite 2025-26

Name	-----Old-----		Old					---Average Change---			Weekly Over Avg
	Pins	Games	Avg	-1-	-2-	-3-	Total	New - Old	---> +/-	Series Avg +/-	
Ann E. Stenehjem	2310	24	bk96				0	96.25 - 96.25	= 0.00		
Renate R. Stewart	4669	45	103				0	103.76 - 103.76	= 0.00		
Alexis A. Thiel	1377	12	bk114				0	114.75 - 114.75	= 0.00		
Jordan N. Tucker	1761	12	146				0	146.75 - 146.75	= 0.00		
Jessica M. Vanden Berge	2157	18	bk119				0	119.83 - 119.83	= 0.00		
Jodi K. Vanden Berge	2362	21	bk112	<b>120</b>	<b>129</b>	<b>120</b>	369	113.79 - 112.48	= 1.32	369 - 336=33	
Cinda L. Ward	4317	36	119				0	119.92 - 119.92	= 0.00		
Denae L. Washington	6295	43	146	<b>148</b>	<b>174</b>	<b>145</b>	<b>467</b>	147.00 - 146.40	= 0.60	467 - 438=29	
Susan M. Weiler	4015	27	bk148				0	148.70 - 148.70	= 0.00		
Jane M. Wentz	5396	39	138	<b>126</b>	<b>155</b>	<b>149</b>	<b>430</b>	138.71 - 138.36	= 0.36	430 - 414=16	
Corrina R. Whitney	5173	48	107	<b>123</b>	<b>105</b>	<b>98</b>	<b>326</b>	107.82 - 107.77	= 0.05	326 - 321=5	
Krista K. Wiester	4414	27	163				0	163.48 - 163.48	= 0.00		
Jessie Zimmerman	3701	36	102				0	102.81 - 102.81	= 0.00		

# Satellite 2025-26

## Big Apple Fun Center

\* Bowlers listed must have a minimum of 1 games.

### High Average Listing

	<u>Name</u>	<u>True Average</u>	<u>Pins</u>	<u>Gms</u>	<u>To Raise Avg +1</u>	<u>To Drop Avg -1</u>
1	Allie E. Moore	176.70	5301	30	540	506
2	Madison M. Sanford	173.61	3125	18	529	507
3	Rebecca L. McPherson	170.11	4593	27	537	506
4	Krista K. Wiester	163.48	4414	27	506	475
5	Lisa S. Poff	161.30	4839	30	507	473
6	Dani Krotz	157.47	2362	15	482	463
7	Jennifer A. Ryan	157.19	4244	27	496	465
8	Robbie S. Samuelson	150.64	4971	33	465	428
9	Susan M. Weiler	148.70	4015	27	455	424
10	Denae L. Washington	147.00	6762	46	490	440
11	Jordan N. Tucker	146.75	1761	12	444	428
12	Jane M. Wentz	138.71	5826	42	429	383
13	Darlene J. Duering	134.33	806	6	409	399
14	Lindsay L. McLaughlin	133.75	6821	51	415	360
15	Cherish L. Ohlman	133.08	1597	12	413	397
16	Sherry J. Lane	133.06	6387	48	447	395
17	Donna J. McLaughlin	130.78	1177	9	395	382
18	Emilie E. Adamson	130.07	1951	15	407	388
19	Sheri J. Londer	129.95	5458	42	392	346
20	Roxann R. DeLaet	129.83	3895	30	395	361
21	Helen L. Knake	129.07	3485	27	415	384
22	Kim Orcutt	128.33	3850	30	407	373
23	Marcie S. Muchmore	128.00	5376	42	429	383
24	DeAnn M. Brickner	126.33	2274	18	393	371
25	Jeanne M. May	126.21	3029	24	400	372
26	Karen R. Garrelts	124.70	3367	27	383	352
27	Leisa K. McConnell	124.50	3735	30	390	356
28	Vicki J. Polhemus	124.06	6699	54	426	368
29	Susan M. Ohlrich	122.38	1958	16	379	359
30	Rhonda S. Johnson	122.28	2201	18	382	360
31	Danielle E. Pritts	121.84	6214	51	374	319
32	Jo A. Johnson	121.77	4749	39	375	332
33	Linda A. Johnson	120.50	2892	24	375	347
34	Sylvia D. Mishou	120.00	720	6	369	359
35	Cinda L. Ward	119.92	4317	36	363	323
36	Jessica M. Vanden Berge	119.83	2157	18	363	341
37	Bonnie K. Busch	118.15	6380	54	403	345
38	Mary B. McGuigan	116.03	3481	30	380	346
39	Alexis A. Thiel	114.75	1377	12	348	332
40	Jodi K. Vanden Berge	113.79	2731	24	347	319
41	Joy E. Redden	111.33	1670	15	346	327
42	Corrina R. Whitney	107.82	5499	51	333	278
43	Joy L. Kutsch	104.81	2830	27	320	289
44	Linda M. Albrecht	104.36	3444	33	336	299
45	Angie C. Hauserman	103.80	5294	51	322	267
46	Renate R. Stewart	103.76	4669	45	323	274
47	Deb A. Shubert	103.50	1863	18	321	299
48	Marissa A. Maya	103.25	1239	12	321	305

Satellite 2025-26

---

	<u>Name</u>	<u>True Average</u>	<u>Pins</u>	<u>Gms</u>	<u>To Raise Avg +1</u>	<u>To Drop Avg -1</u>
49	Jessie Zimmerman	102.81	3701	36	316	276
50	Ann E. Stenehjem	96.25	2310	24	309	281

# Satellite 2025-26

## Big Apple Fun Center

\* Bowlers listed must have a minimum of 22 games.

Note: This report includes information through January 6 which is Week 18 of 31

### Most Improved Averages

Name	True		Most Improved		Name	True		Most Improved	
	Average	Gms	Avg	+/-		Average	Gms	Avg	+/-
Sheri J. Londer	129.95	42	124	+5.95	Jo A. Johnson	121.77	39	121	+0.77
Susan M. Weiler	148.70	27	143	+5.70	Krista K. Wiester	163.48	27	163	+0.48
Sherry J. Lane	133.06	48	128	+5.06	Jennifer A. Ryan	157.19	27	157	+0.19
Danielle E. Pritts	121.84	51	117	+4.84	Bonnie K. Busch	118.15	54	118	+0.15
Renate R. Stewart	103.76	45	99	+4.76	Helen L. Knake	129.07	27	129	+0.07
Robbie S. Samuelson	150.64	33	146	+4.64	Marcie S. Muchmore	128.00	42	128	0.00
Allie E. Moore	176.70	30	173	+3.70	Roxann R. DeLaet	129.83	30	130	-0.17
Joy L. Kutsch	104.81	27	102	+2.81	Linda A. Johnson	120.50	24	121	-0.50
Lisa S. Poff	161.30	30	159	+2.30	Ann E. Stenehjem	96.25	24	97	-0.75
Rebecca L. McPherson	170.11	27	168	+2.11	Jeanne M. May	126.21	24	127	-0.79
Denae L. Washington	147.00	46	145	+2.00	Angie C. Hauserman	103.80	51	105	-1.20
Cinda L. Ward	119.92	36	118	+1.92	Jane M. Wentz	138.71	42	140	-1.29
Corrina R. Whitney	107.82	51	106	+1.82	Leisa K. McConnell	124.50	30	126	-1.50
Jodi K. Vanden Berge	113.79	24	112	+1.79	Vicki J. Polhemus	124.06	54	126	-1.94
Karen R. Garrelts	124.70	27	123	+1.70	Jessie Zimmerman	102.81	36	105	-2.19
Kim Orcutt	128.33	30	127	+1.33	Linda M. Albrecht	104.36	33	107	-2.64
Mary B. McGuigan	116.03	30	115	+1.03	Lindsay L. McLaughlin	133.75	51	138	-4.25

# Satellite 2025-26

## Big Apple Fun Center

\* Bowlers listed must have a minimum of 1 games.

### Most Pins Over Average

Name	-----Old-----		Old					---Average Change---			Weekly Over Avg
	Pins	Games	Avg	-1-	-2-	-3-	Total	New - Old	---> +/-	Series Avg +/-	
Lindsay L. McLaughlin	6372	48	132	<b>172</b>	<b>154</b>	<b>123</b>	449	133.75 - 132.75	= 1.00	449 - 396=53	
Kim Orcutt	3434	27	bk127	132	<b>154</b>	<b>130</b>	416	128.33 - 127.19	= 1.15	416 - 381=35	
Angie C. Hauserman	4951	48	103	<b>144</b>	<b>109</b>	<b>90</b>	343	103.80 - 103.15	= 0.66	343 - 309=34	
Jodi K. Vanden Berge	2362	21	bk112	<b>120</b>	<b>129</b>	<b>120</b>	369	113.79 - 112.48	= 1.32	369 - 336=33	
Denae L. Washington	6295	43	146	148	<b>174</b>	145	467	147.00 - 146.40	= 0.60	467 - 438=29	
Donna J. McLaughlin	767	6	127	<b>136</b>	<b>169</b>	105	410	130.78 - 127.83	= 2.94	410 - 381=29	
Sheri J. Londer	5044	39	129	<b>140</b>	<b>125</b>	<b>149</b>	414	129.95 - 129.33	= 0.62	414 - 387=27	
Mary B. McGuigan	3112	27	bk115	91	<b>142</b>	<b>136</b>	369	116.03 - 115.26	= 0.77	369 - 345=24	
Bonnie K. Busch	6007	51	117	<b>136</b>	<b>112</b>	<b>125</b>	373	118.15 - 117.78	= 0.36	373 - 351=22	
Vicki J. Polhemus	6309	51	123	<b>131</b>	118	<b>141</b>	390	124.06 - 123.71	= 0.35	390 - 369=21	
Jane M. Wentz	5396	39	138	126	<b>155</b>	<b>149</b>	430	138.71 - 138.36	= 0.36	430 - 414=16	
Jo A. Johnson	4371	36	121	<b>138</b>	122	118	378	121.77 - 121.42	= 0.35	378 - 363=15	
Joy L. Kutsch	2511	24	bk104	97	<b>143</b>	79	319	104.81 - 104.63	= 0.19	319 - 312=7	
Marcie S. Muchmore	4989	39	127	122	134	131	387	128.00 - 127.92	= 0.08	387 - 381=6	
Susan M. Ohlrich	1587	13	bk122	110	106	<b>155</b>	371	122.38 - 122.08	= 0.30	371 - 366=5	
Deb A. Shubert	1549	15	bk103	<b>108</b>	79	<b>127</b>	314	103.50 - 103.27	= 0.23	314 - 309=5	
Corrina R. Whitney	5173	48	107	<b>123</b>	105	<b>98</b>	326	107.82 - 107.77	= 0.05	326 - 321=5	
Rebecca L. McPherson	4081	24	bk170	<b>165</b>	170	177	512	170.11 - 170.04	= 0.07	512 - 510=2	
Linda M. Albrecht	3130	30	104	97	<b>123</b>	94	314	104.36 - 104.33	= 0.03	314 - 312=2	
Lisa S. Poff	4357	27	bk161	155	153	<b>174</b>	482	161.30 - 161.37	= -0.07	482 - 483=-1	
Allie E. Moore	4777	27	176	<b>193</b>	<del>157</del>	<b>174</b>	524	176.70 - 176.93	= -0.23	524 - 528=-4	
Rhonda S. Johnson	1841	15	122	<b>124</b>	113	123	360	122.28 - 122.73	= -0.46	360 - 366=-6	
Sherry J. Lane	6001	45	133	<b>115</b>	139	132	386	133.06 - 133.36	= -0.29	386 - 399=-13	
Jennifer A. Ryan	3789	24	bk157	<b>162</b>	<b>164</b>	129	455	157.19 - 157.88	= -0.69	455 - 471=-16	
Danielle E. Pritts	5864	48	122	102	<b>117</b>	<b>131</b>	350	121.84 - 122.17	= -0.32	350 - 366=-16	
Madison M. Sanford	2621	15	bk174	137	<b>177</b>	<b>190</b>	504	173.61 - 174.73	= -1.12	504 - 522=-18	
Joy E. Redden	1353	12	bk112	<b>112</b>	95	110	317	111.33 - 112.75	= -1.42	317 - 336=-19	
Sylvia D. Mishou	393	3	131	83	121	123	327	120.00 - 131.00	= -11.00	327 - 393=-66	

# Satellite 2025-26

## Big Apple Fun Center

This report is for scores bowled January 6 which is Week 18 of 31

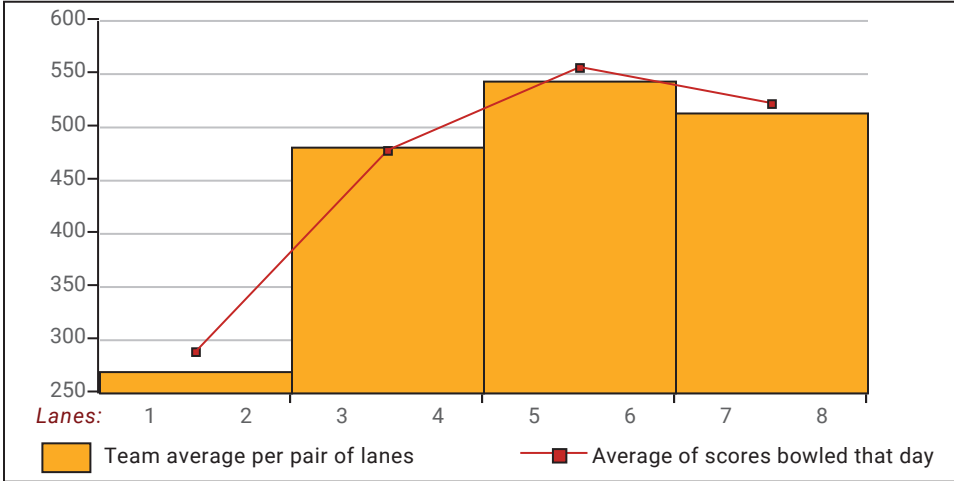
### This Week's Statistics: Lefties vs Righties

Unless designated left handed, bowlers are considered right handed.

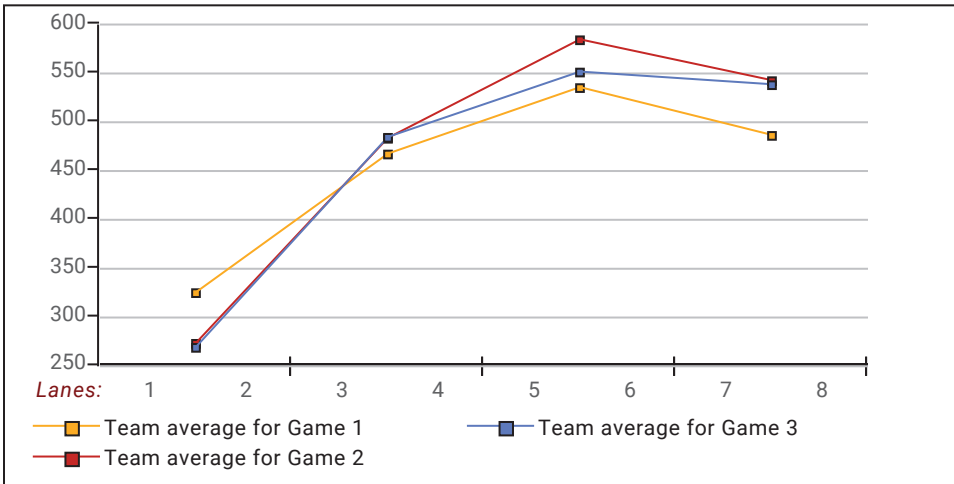
	Over All	Right	Left
How many people bowled	28	26	2
Number of games bowled	84	78	6
Actual average of week's scores	131.62	131.50	133.17
How many games above average	45	44	1
How many games below average	37	33	4
Pins above/below average per game	2.51	2.96	-3.33
How many people raised average	19	19	--
by this amount	0.60	0.60	0.00
How many people went down	9	7	2
by this amount	-1.73	-2.02	-0.74
League average before bowling	129.59	129.02	137.06
League average after bowling	129.44	128.92	136.32
Change in league average	-0.15	-0.10	-0.74
800s	--	--	--
775s	--	--	--
750s	--	--	--
725s	--	--	--
700s	--	--	--
675s	--	--	--
650s	--	--	--
625s	--	--	--
600s	--	--	--
575s	--	--	--
550s	--	--	--
525s	--	--	--
500s	3	3	--
475s	1	--	1
450s	2	2	--
425s	2	2	--
400s	3	3	--
below 400	17	16	1
300s	--	--	--
275s	--	--	--
250s	--	--	--
225s	--	--	--
200s	--	--	--
175s	4	4	--
150s	16	13	3
125s	28	28	--
100s	26	24	2
below 100	10	9	1

This report is for scores bowled January 6 which is Week 18 of 31

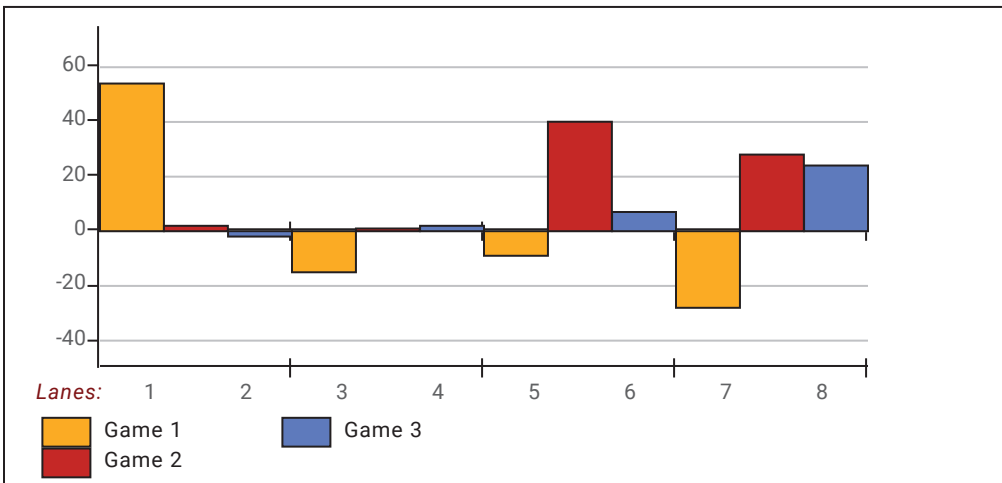
**Team Average vs Avg of Scores**



**Average of Scores for Each Game**

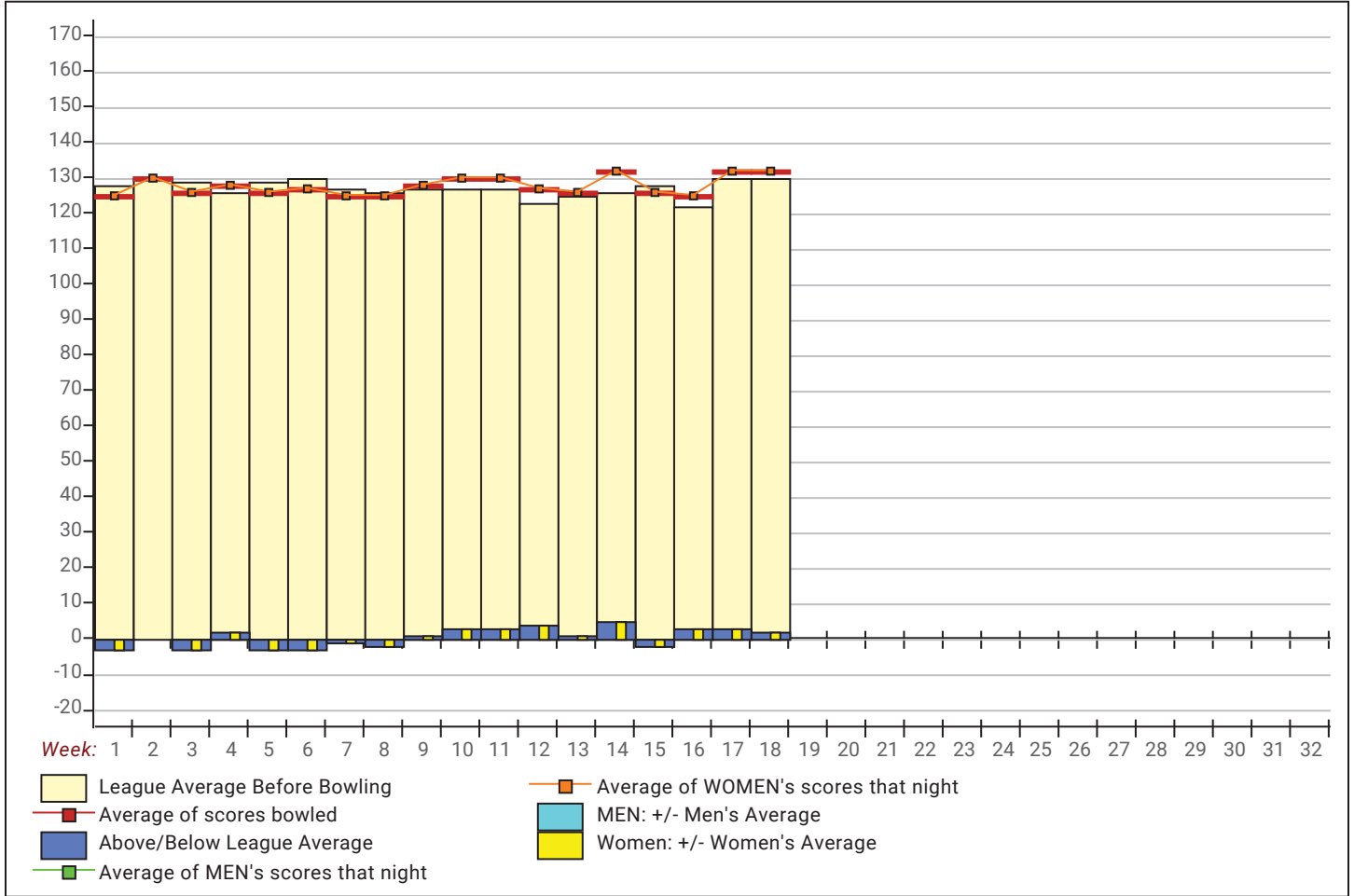


**Amount Over/Under Team Average**



This report is for scores bowled January 6 which is Week 18 of 31

**League Average Week-by-Week**



**League Average Statistics for Last Week**

	League	Right Hand	Left Hand
League Average Before Bowling	129.59	129.02	137.06
Average of scores bowled that night	131.62	131.50	133.17
New League Average After Bowling	129.44	128.92	136.32
Change in League Average	-.15	-.10	-.74
People Who Bowled Over Average	19	19	
People Who Bowled Under Average	9	7	
Average Amount of Series Over Avg	19.47	19.47	
Average Amount of Series Under Avg	-17.67	-19.86	-10.00
Difference Avg, NiteAvg	2.51	2.96	-3.33
Number of Bowlers	28	26	
Number of Games Bowled	84	78	
People Who Raised Their Average	19	19	
Raised By an Average of This Amount	.60	.60	
People Who Lowered Their Average	9	7	
Lowered By an Average of This Amou	-1.73	-2.02	-.74
Number of Games Bowled Over Avera	45	44	
Number of Games Bowled Under Avera	37	33	

**Note: Averages are based only on people who bowled.**

# Press Release -- 1/7/2026

1/6/2026 Week 18 of 31

## Satellite 2025-26

Tuesday 6:30 pm

Big Apple Fun Center

Lanes 1 - 8

### Team Standings

Place	Team Name	Avg p/gm	Points Won	Points Lost	Year-To-Date WON	Y-T-D LOST
1	Supreme Spa & Pool	549	18	9	117½	44½
2	Dolls with Balls	475	17	10	84	78
3	Splits and Giggles	532	16	11	94½	67½
4	Girls Night Out	550	15½	11½	94½	67½
5	Nolte	443	13	14	64	98
6	Ward Farms	530	12	15	91	71
7	Play Pen Lounge	458	9½	17½	70½	91½
8	Bye Team		7	20	32	130

\*\*\* Although not shown, standings are determined by points only for the current split

### Last Week's Top Scores

Scratch Game	Scratch Series	Handicap Game	Handicap Series
193 Allie Moore	524 Allie Moore	227 Donna McLaughlin	611 Lindsay McLaughlin
190 Madison Sanford	512 Rebecca McPherson	226 Lindsay McLaughlin	596 Denae Washington
177 Rebecca McPherson	504 Madison Sanford	221 Angie Hauserman	590 Kim Orcutt
174 Denae Washington	482 Lisa Poff	219 Joy Kutsch	584 Rebecca McPherson
174 Lisa Poff	467 Denae Washington	217 Susan Ohlrich	584 Donna McLaughlin
172 Lindsay McLaughlin	455 Jennifer Ryan	217 Denae Washington	582 Sheri Londer
169 Donna McLaughlin	449 Lindsay McLaughlin	212 Allie Moore	581 Allie Moore
164 Jennifer Ryan	430 Jane Wentz	212 Kim Orcutt	579 Jodi Vanden Berge
155 Susan Ohlrich	416 Kim Orcutt	210 Madison Sanford	577 Jane Wentz
155 Jane Wentz	414 Sheri Londer	210 Mary McGuigan	575 Lisa Poff