

Note: This report includes information through April 9 which is Week 30 of 31

Team 6: Dolls with Balls

Name	Avg HDCP		Pins Gms		True Average	To Raise Avg +1	High Game	High Sers	HDCP Game	HDCP Sers	Most Improved Avg +/-	
Emilie E. Adamson	119	64	9681	81	119.52	399	175	454	240	649	122	-2.48
DeAnn M. Brickner	126	59	6837	54	126.61	402	166	443	225	620	125	+1.61
Denae L. Washington	159	32	13838	87	159.06	562	235	628	270	733	151	+8.06
Krista K. Wiester	165	28	12932	78	165.79	514	204	551	232	628	168	-2.21

Team History

Week No.	Bowling Date	Opp. Team	-1-	-2-	-3-	Total	Avg p/gm	Last Wk WON	Last Wk Lost	Points Won	Points Lost	High Game	High Sers	HDCP Game	HDCP Sers
1	08/29/23	5	598	614	579	1791	597	8	1	8	1	614	1791	777	2280
2	09/05/23	8	588	555	552	1695	581	6	3	14	4	614	1791	777	2280
3	09/12/23	2	559	483	578	1620	567	1	8	15	12	614	1791	777	2280
4	09/19/23	3	561	564	651	1776	573	3	6	18	18	651	1791	801	2280
5	09/26/23	4	569	612	609	1790	578	6	3	24	21	651	1791	801	2280
6	10/03/23	7	586	585	654	1825	583	3	6	27	27	654	1825	804	2280
7	10/10/23	1	577	540	550	1667	579	3	6	30	33	654	1825	804	2280
8	10/17/23	5	611	559	565	1735	579	7	2	37	35	654	1825	804	2280
9	10/24/23	8	586	594	608	1788	581	7	2	44	37	654	1825	804	2280
10	10/31/23	2	514	537	522	1573	575	1	8	45	45	654	1825	804	2280
11	11/07/23	3	565	528	554	1647	572	8	1	53	46	654	1825	804	2280
12	11/14/23	4	548	658	546	1752	573	5	4	58	50	658	1825	841	2301
13	11/21/23	7	529	581	611	1721	573	8	1	66	51	658	1825	841	2301
14	11/28/23	1	480	546	575	1601	570	1	8	67	59	658	1825	841	2301
15	12/05/23	1	604	559	570	1733	571	2½	6½	69½	65½	658	1825	841	2301

End of 1st split

16	12/12/23	5	553	590	476	1619	569	7	2	7	2	658	1825	841	2301
17	12/19/23	8	534	541	554	1629	567	7	2	14	4	658	1825	841	2301
18	01/02/24	2	555	607	531	1693	567	3	6	17	10	658	1825	841	2301
19	01/16/24	3	513	517	531	1561	565	2½	6½	19½	16½	658	1825	841	2301
20	01/23/24	4	557	579	596	1732	565	7	2	26½	18½	658	1825	841	2301
21	01/30/24	7	612	587	560	1759	566	4	5	30½	23½	658	1825	841	2323
22	02/13/24	1	566	613	563	1742	567	2	7	32½	30½	658	1825	841	2323
23	02/20/24	5	560	532	593	1685	567	2	7	34½	37½	658	1825	841	2323
24	02/27/24	8	549	645	633	1827	568	9	0	43½	37½	658	1827	841	2382
25	03/05/24	2	555	575	556	1686	568	2	7	45½	44½	658	1827	841	2382
26	03/12/24	3	546	566	546	1658	568	6	3	51½	47½	658	1827	841	2382
27	03/19/24	4	568	591	594	1753	568	8	1	59½	48½	658	1827	841	2382
28	03/26/24	7	564	508	596	1668	568	5	4	64½	52½	658	1827	841	2382
29	04/02/24	1	574	556	543	1673	567	3	6	67½	58½	658	1827	841	2382
30	04/09/24	4	492	597	524	1613	566	3	6	70½	64½	658	1827	841	2382

End of 2nd split

Note: This report includes information through April 9 which is Week 30 of 31

Emilie E. Adamson's Bowling Record - Team 6: Dolls with Balls

Week No.	Bowling Date	Old Avg	Old HDCP	HDCP				HDCP Total		Pins Gms		---Average Change---			High Game	High Sers	HDCP Game	HDCP Sers	
				-1-	-2-	-3-	Total	Total			New	Old	---> +/-						
1	08/29/23	133	53	129	161	111	401	560	401	3	133.67	-	0.00	=	133.67	161	401	214	560
2	09/05/23	133	53	124	132	86	342	501	743	6	123.83	-	133.67	=	-9.83	161	401	214	560
3	09/12/23	123	61	163	98	146	407	590	1150	9	127.78	-	123.83	=	3.94	163	407	224	590
4	09/19/23	127	58	a107	a107	a107	321	495	1150	9	127.78	-	127.78	=	0.00	163	407	224	590
5	09/26/23	127	0				0	0	1150	9	127.78	-	127.78	=	0.00	163	407	224	590
6	10/03/23	127	58	107	115	161	383	557	1533	12	127.75	-	127.78	=	-0.03	163	407	224	590
7	10/10/23	127	58	124	114	126	364	538	1897	15	126.47	-	127.75	=	-1.28	163	407	224	590
8	10/17/23	126	59	146	119	79	344	521	2241	18	124.50	-	126.47	=	-1.97	163	407	224	590
9	10/24/23	124	60	92	114	133	339	519	2580	21	122.86	-	124.50	=	-1.64	163	407	224	590
----- Week 10 was bowled after week 11 -----																			
10	10/31/23	123	61	109	111	105	325	508	2580	21	122.86	-	0.00	=	122.86	163	407	271	805
Scores were bowled after week 11 for weeks: 10																			
11	11/07/23	122	62	133	109	139	381	567	3286	27	121.70	-	122.86	=	-1.15	163	407	224	590
12	11/14/23	121	63	126	120	129	375	564	3661	30	122.03	-	121.70	=	0.33	163	407	224	590
13	11/21/23	122	62	96	148	119	363	549	4024	33	121.94	-	122.03	=	-0.09	163	407	224	590
14	11/28/23	121	63	100	112	107	319	508	4343	36	120.64	-	121.94	=	-1.30	163	407	224	590
15	12/05/23	120	64	134	99	122	355	547	4698	39	120.46	-	120.64	=	-0.18	163	407	224	590

End of 1st split

16	12/12/23	120	64	122	117	90	329	521	5027	42	119.69	-	120.46	=	-0.77	163	407	224	590
17	12/19/23	119	64	100	91	131	322	514	5349	45	118.87	-	119.69	=	-0.82	163	407	224	590
18	01/02/24	118	65	121	123	112	356	492	5705	48	118.85	-	118.87	=	-0.01	163	407	224	590
19	01/16/24	118	65	101	122	137	360	555	6065	51	118.92	-	118.85	=	0.07	163	407	224	590
20	01/23/24	118	65	100	123	101	324	519	6389	54	118.31	-	118.92	=	-0.61	163	407	224	590
21	01/30/24	118	65	126	153	175	454	649	6843	57	120.05	-	118.31	=	1.74	175	454	240	649
22	02/13/24	120	64	101	125	100	326	518	7169	60	119.48	-	120.05	=	-0.57	175	454	240	649
23	02/20/24	119	64	124	109	128	361	553	7530	63	119.52	-	119.48	=	0.04	175	454	240	649
24	02/27/24	119	64	104	142	111	357	549	7887	66	119.50	-	119.52	=	-0.02	175	454	240	649
25	03/05/24	119	64	115	123	101	339	531	8226	69	119.22	-	119.50	=	-0.28	175	454	240	649
26	03/12/24	119	64	a99	a99	a99	297	489	8226	69	119.22	-	119.22	=	0.00	175	454	240	649
27	03/19/24	119	64	110	126	130	366	558	8592	72	119.33	-	119.22	=	0.12	175	454	240	649
28	03/26/24	119	64	128	107	154	389	581	8981	75	119.75	-	119.33	=	0.41	175	454	240	649
29	04/02/24	119	64	117	101	120	338	530	9319	78	119.47	-	119.75	=	-0.27	175	454	240	649
30	04/09/24	119	64	96	164	102	362	554	9681	81	119.52	-	119.47	=	0.04	175	454	240	649

End of 2nd split

<u><100</u>	<u>100's</u>	<u>125's</u>	<u>150's</u>	<u>175's</u>	<u>200's</u>	<u>225's</u>	<u>250's</u>	<u>275's</u>	<u>300's</u>
9	44	21	6	1					
<u><400</u>	<u>400's</u>	<u>450's</u>	<u>500's</u>	<u>550's</u>	<u>600's</u>	<u>650's</u>	<u>700's</u>	<u>750's</u>	<u>800's</u>
24	2	1							

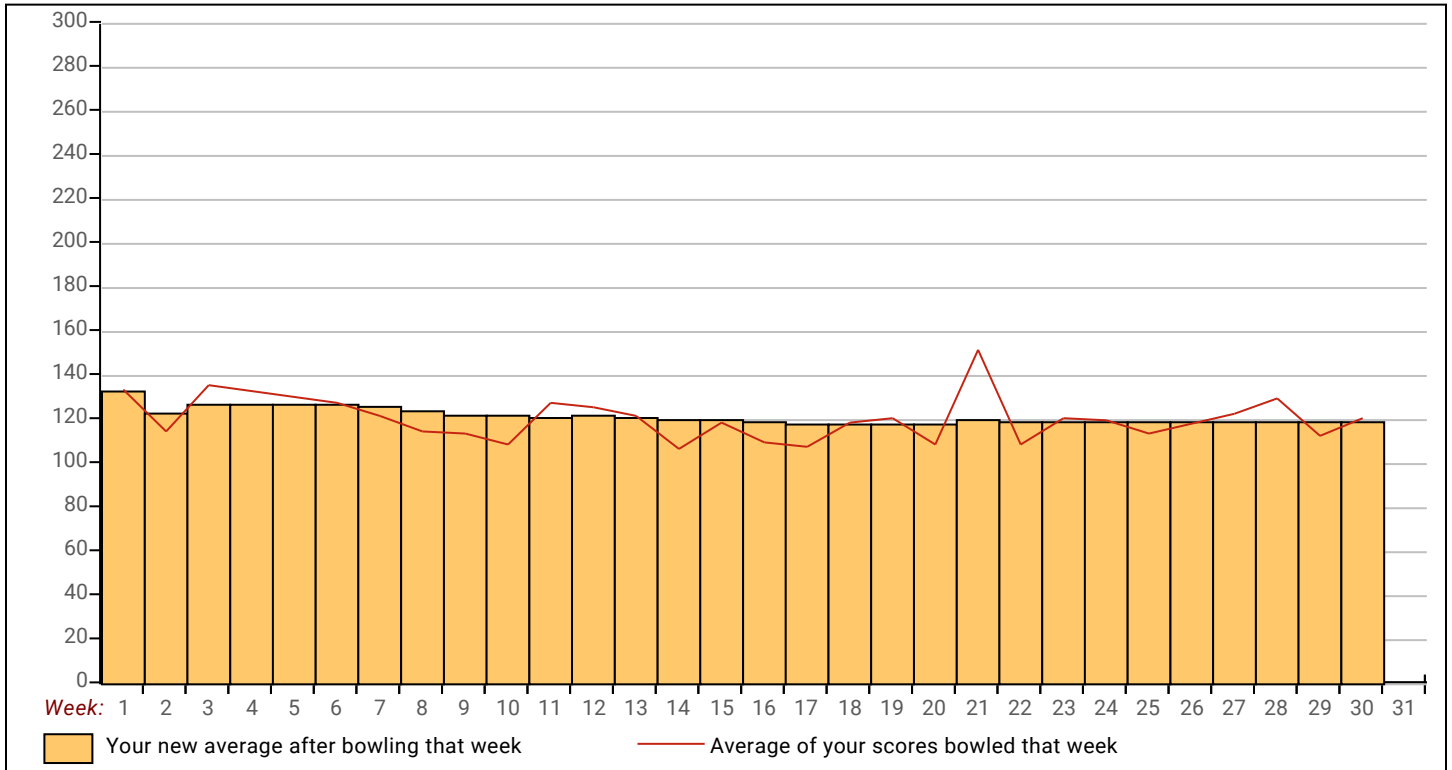
<u>Avg of Game 1</u>	<u>Avg of Game 2</u>	<u>Avg of Game 3</u>
116.59	121.41	120.56

High game of 175 on week 21 High series of 454 on week 21 High average of 133.67 after bowling week 1
 Low game of 79 on week 8 Low series of 319 on week 14 Low average of 118.31 after bowling week 20

High Scores by Game

Game #1: 163 on week 3 Game #2: 164 on week 30 Game #3: 175 on week 21

Note: This report includes information through April 9 which is Week 30 of 31



Note: This report includes information through April 9 which is Week 30 of 31

DeAnn M. Brickner's Bowling Record - Team 6: Dolls with Balls

Week No.	Bowling Date	Old Avg	Old HDCP	Old			Total	HDCP Total	Pins	Gms	---Average Change---			High Game	High Sers	HDCP Game	HDCP Sers		
				-1-	-2-	-3-					New	Old	---> +/-						
1	08/29/23	120	64	115	106	141	362	554	362	3	120.67	-	0.00	=	120.67	141	362	205	554
2	09/05/23	120	64	159	128	138	425	617	787	6	131.17	-	120.67	=	10.50	159	425	223	617
3	09/12/23	131	55	a111	a111	a111	333	498	787	6	131.17	-	131.17	=	0.00	159	425	223	617
4	09/19/23	131	0				0	0	787	6	131.17	-	131.17	=	0.00	159	425	223	617
5	09/26/23	131	0				0	0	787	6	131.17	-	131.17	=	0.00	159	425	223	617
6	10/03/23	131	0				0	0	787	6	131.17	-	131.17	=	0.00	159	425	223	617
7	10/10/23	131	55	a111	a111	a111	333	498	787	6	131.17	-	131.17	=	0.00	159	425	223	617
8	10/17/23	131	0				0	0	787	6	131.17	-	131.17	=	0.00	159	425	223	617
9	10/24/23	131	0				0	0	787	6	131.17	-	131.17	=	0.00	159	425	223	617
----- Week 10 was bowled after week 11 -----																			
10	10/31/23	131	55	a111	a111	a111	300	465	787	6	131.17	-	0.00	=	131.17	159	425	223	617
Scores were bowled after week 11 for weeks: 10																			
11	11/07/23	131	55	a111	a111	a111	333	498	787	6	131.17	-	131.17	=	0.00	159	425	223	617
12	11/14/23	131	55	100	157	93	350	515	1137	9	126.33	-	131.17	=	-4.83	159	425	223	617
13	11/21/23	126	59	131	136	129	396	573	1533	12	127.75	-	126.33	=	1.42	159	425	223	617
14	11/28/23	127	58	120	117	123	360	534	1893	15	126.20	-	127.75	=	-1.55	159	425	223	617
15	12/05/23	126	59	136	106	124	366	543	2259	18	125.50	-	126.20	=	-0.70	159	425	223	617

End of 1st split

16	12/12/23	125	60	149	118	103	370	550	2629	21	125.19	-	125.50	=	-0.31	159	425	223	617
17	12/19/23	125	60	139	127	148	414	594	3043	24	126.79	-	125.19	=	1.60	159	425	223	617
18	01/02/24	126	59	146	139	96	381	558	3424	27	126.81	-	126.79	=	0.02	159	425	223	617
19	01/16/24	126	59	120	102	107	329	506	3753	30	125.10	-	126.81	=	-1.71	159	425	223	617
20	01/23/24	125	60	a105	a105	a105	315	495	3753	30	125.10	-	125.10	=	0.00	159	425	223	617
21	01/30/24	125	60	161	153	102	416	596	4169	33	126.33	-	125.10	=	1.23	161	425	223	617
22	02/13/24	126	59	166	152	125	443	620	4612	36	128.11	-	126.33	=	1.78	166	443	225	620
23	02/20/24	128	57	143	119	107	369	540	4981	39	127.72	-	128.11	=	-0.39	166	443	225	620
24	02/27/24	127	58	144	85	153	352	526	5333	42	126.98	-	127.72	=	-0.74	166	443	225	620
25	03/05/24	126	59	101	111	133	345	522	5678	45	126.18	-	126.98	=	-0.80	166	443	225	620
26	03/12/24	126	59	131	138	149	418	595	6096	48	127.00	-	126.18	=	0.82	166	443	225	620
27	03/19/24	127	58	142	128	114	384	558	6480	51	127.06	-	127.00	=	0.06	166	443	225	620
28	03/26/24	127	58	123	107	127	357	531	6837	54	126.61	-	127.06	=	-0.45	166	443	225	620
29	04/02/24	126	59	a106	a106	a106	318	495	6837	54	126.61	-	126.61	=	0.00	166	443	225	620
30	04/09/24	126	59	a106	a106	a106	318	495	6837	54	126.61	-	126.61	=	0.00	166	443	225	620

End of 2nd split

<u><100</u>	<u>100's</u>	<u>125's</u>	<u>150's</u>	<u>175's</u>	<u>200's</u>	<u>225's</u>	<u>250's</u>	<u>275's</u>	<u>300's</u>
3	22	22	7						
<u><400</u>	<u>400's</u>	<u>450's</u>	<u>500's</u>	<u>550's</u>	<u>600's</u>	<u>650's</u>	<u>700's</u>	<u>750's</u>	<u>800's</u>
13	5								

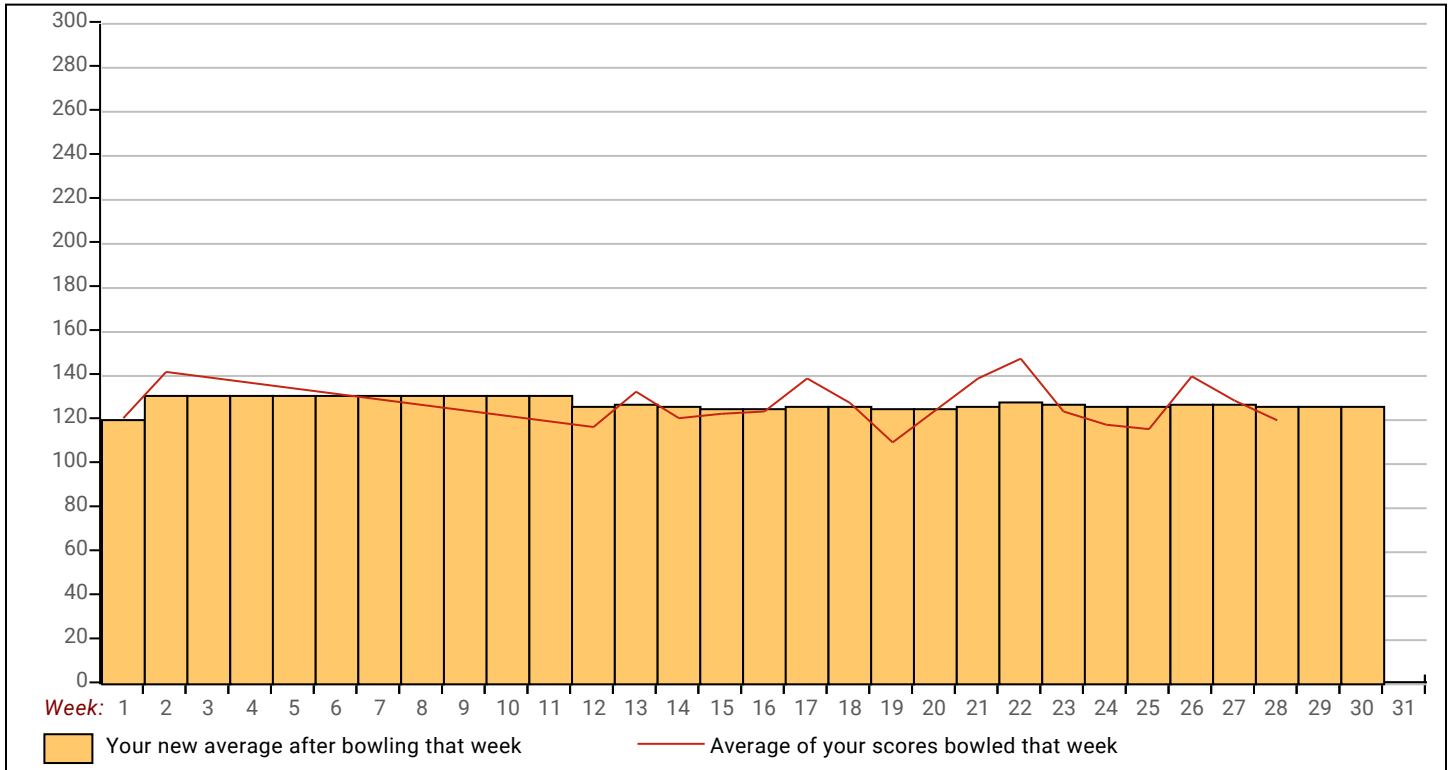
<u>Avg of Game 1</u>	<u>Avg of Game 2</u>	<u>Avg of Game 3</u>
133.11	123.83	122.89

High game of 166 on week 22 High series of 443 on week 22 High average of 131.17 after bowling week 2
 Low game of 85 on week 24 Low series of 329 on week 19 Low average of 120.67 after bowling week 1

High Scores by Game

Game #1: 166 on week 22 Game #2: 157 on week 12 Game #3: 153 on week 24

Note: This report includes information through April 9 which is Week 30 of 31



Satellite 2023-24

Note: This report includes information through April 9 which is Week 30 of 31

Denae L. Washington's Bowling Record - Team 6: Dolls with Balls

Week No.	Bowling Date	Old Avg	Old HDCP	HDCP				---Average Change---			High Game	High Sers	HDCP Game	HDCP Sers			
				-1-	-2-	-3-	Total	Total	Pins	Gms					New - Old	---> +/-	
1	08/29/23	176	19	180	192	157	529	586	529	3	176.33	- 0.00	= 176.33	192	529	211	586
2	09/05/23	176	19	131	138	131	400	457	929	6	154.83	- 176.33	= -21.50	192	529	211	586
3	09/12/23	154	36	137	109	121	367	475	1296	9	144.00	- 154.83	= -10.83	192	529	211	586
4	09/19/23	144	44	138	163	156	457	589	1753	12	146.08	- 144.00	= 2.08	192	529	211	589
5	09/26/23	146	43	124	171	155	450	579	2203	15	146.87	- 146.08	= 0.78	192	529	214	589
6	10/03/23	146	43	156	150	141	447	576	2650	18	147.22	- 146.87	= 0.36	192	529	214	589
7	10/10/23	147	42	214	171	140	525	651	3175	21	151.19	- 147.22	= 3.97	214	529	256	651
8	10/17/23	151	39	152	168	154	474	591	3649	24	152.04	- 151.19	= 0.85	214	529	256	651
9	10/24/23	152	38	167	164	139	470	584	4119	27	152.56	- 152.04	= 0.51	214	529	256	651
----- Week 10 was bowled after week 11 -----																	
10	10/31/23	152	38	137	148	125	410	524	4119	27	152.56	- 0.00	= 152.56	214	529	308	890
Scores were bowled after week 11 for weeks: 10																	
11	11/07/23	152	38	161	137	163	461	575	4990	33	151.21	- 152.56	= -1.34	214	529	256	651
12	11/14/23	151	39	160	181	146	487	604	5477	36	152.14	- 151.21	= 0.93	214	529	256	651
13	11/21/23	152	38	154	158	210	522	636	5999	39	153.82	- 152.14	= 1.68	214	529	256	651
14	11/28/23	153	37	133	159	163	455	566	6454	42	153.67	- 153.82	= -0.15	214	529	256	651
15	12/05/23	153	37	169	177	180	526	637	6980	45	155.11	- 153.67	= 1.44	214	529	256	651

End of 1st split

16	12/12/23	155	36	137	210	138	485	593	7465	48	155.52	- 155.11	= 0.41	214	529	256	651
17	12/19/23	155	36	150	178	130	458	566	7923	51	155.35	- 155.52	= -0.17	214	529	256	651
18	01/02/24	155	36	172	191	139	502	610	8425	54	156.02	- 155.35	= 0.67	214	529	256	651
19	01/16/24	156	35	148	149	143	440	545	8865	57	155.53	- 156.02	= -0.49	214	529	256	651
20	01/23/24	155	36	171	157	221	549	657	9414	60	156.90	- 155.53	= 1.37	221	549	257	657
21	01/30/24	156	35	175	150	113	438	543	9852	63	156.38	- 156.90	= -0.52	221	549	257	657
22	02/13/24	156	35	148	168	163	479	584	10331	66	156.53	- 156.38	= 0.15	221	549	257	657
23	02/20/24	156	35	134	146	154	434	539	10765	69	156.01	- 156.53	= -0.52	221	549	257	657
24	02/27/24	156	35	193	235	200	628	733	11393	72	158.24	- 156.01	= 2.22	235	628	270	733
25	03/05/24	158	33	171	171	172	514	613	11907	75	158.76	- 158.24	= 0.52	235	628	270	733
26	03/12/24	158	33	a138	a138	a138	414	513	11907	75	158.76	- 158.76	= 0.00	235	628	270	733
27	03/19/24	158	33	150	161	171	482	581	12389	78	158.83	- 158.76	= 0.07	235	628	270	733
28	03/26/24	158	33	168	149	170	487	586	12876	81	158.96	- 158.83	= 0.13	235	628	270	733
29	04/02/24	158	33	180	166	150	496	595	13372	84	159.19	- 158.96	= 0.23	235	628	270	733
30	04/09/24	159	32	142	157	167	466	562	13838	87	159.06	- 159.19	= -0.13	235	628	270	733

End of 2nd split

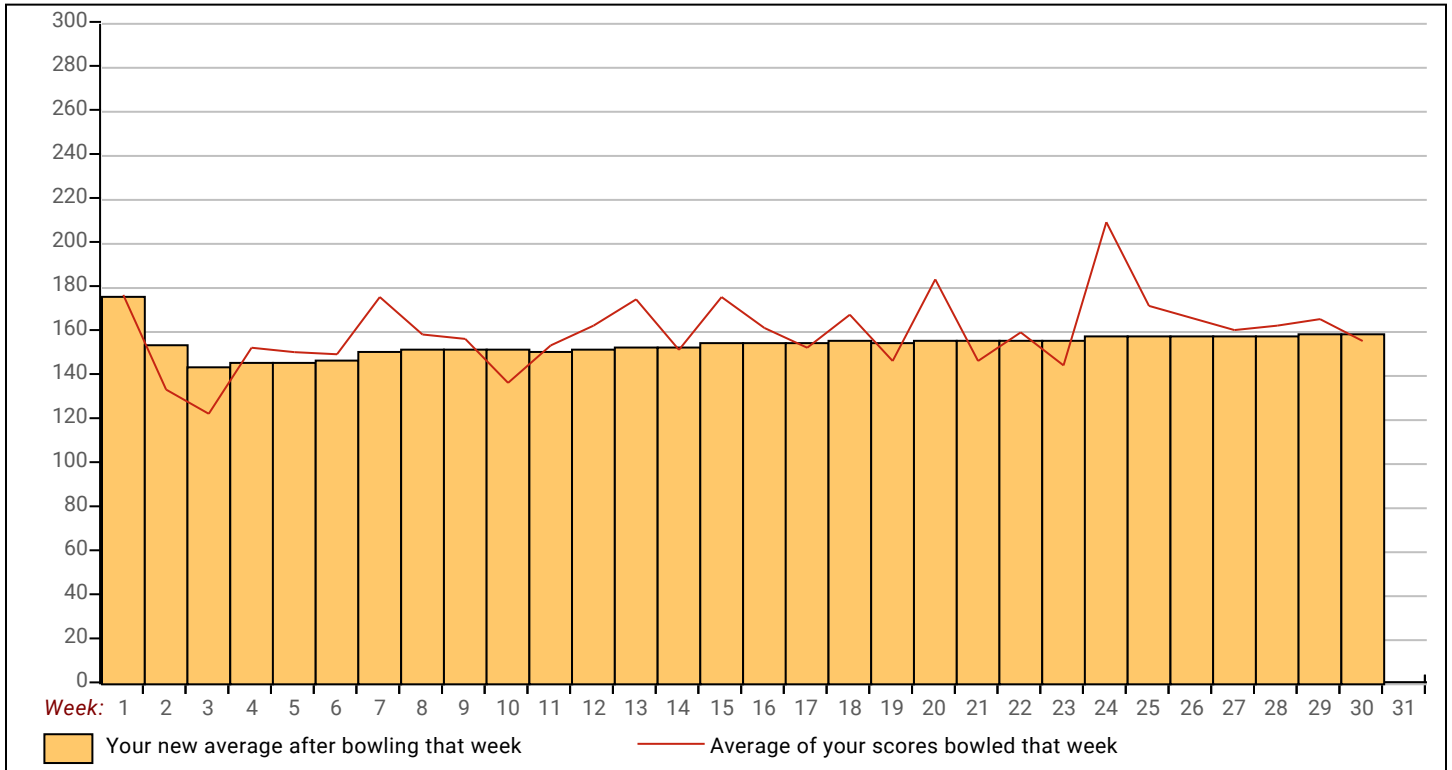
<u><100</u>	<u>100's</u>	<u>125's</u>	<u>150's</u>	<u>175's</u>	<u>200's</u>	<u>225's</u>	<u>250's</u>	<u>275's</u>	<u>300's</u>
	4	26	41	10	5	1			
<u><400</u>	<u>400's</u>	<u>450's</u>	<u>500's</u>	<u>550's</u>	<u>600's</u>	<u>650's</u>	<u>700's</u>	<u>750's</u>	<u>800's</u>
1	6	14	7		1				
<u>Avg of Game 1</u>			<u>Avg of Game 2</u>			<u>Avg of Game 3</u>			
156.97			164.62			155.59			

High game of 235 on week 24 High series of 628 on week 24 High average of 176.33 after bowling week 1
 Low game of 109 on week 3 Low series of 367 on week 3 Low average of 144.00 after bowling week 3

High Scores by Game

Game #1: 214 on week 7 Game #2: 235 on week 24 Game #3: 221 on week 20

Note: This report includes information through April 9 which is Week 30 of 31



Note: This report includes information through April 9 which is Week 30 of 31

Krista K. Wiester's Bowling Record - Team 6: Dolls with Balls

Week No.	Bowling Date	Old Avg	Old HDCP	Old				HDCP Total	HDCP		---Average Change---			High Game	High Sers	HDCP Game	HDCP Sers		
				-1-	-2-	-3-	Total		Total	Pins	Gms	New	Old					---> +/-	
1	08/29/23	166	27	174	155	170	499	580	499	3	166.33	-	0.00	=	166.33	174	499	201	580
2	09/05/23	166	27	174	157	197	528	609	1027	6	171.17	-	166.33	=	4.83	197	528	224	609
3	09/12/23	171	23	148	165	200	513	582	1540	9	171.11	-	171.17	=	-0.06	200	528	224	609
4	09/19/23	171	23	149	157	187	493	562	2033	12	169.42	-	171.11	=	-1.69	200	528	224	609
5	09/26/23	169	24	187	166	152	505	577	2538	15	169.20	-	169.42	=	-0.22	200	528	224	609
6	10/03/23	169	24	175	172	204	551	623	3089	18	171.61	-	169.20	=	2.41	204	551	228	623
7	10/10/23	171	23	128	144	173	445	514	3534	21	168.29	-	171.61	=	-3.33	204	551	228	623
8	10/17/23	168	25	165	124	184	473	548	4007	24	166.96	-	168.29	=	-1.33	204	551	228	623
9	10/24/23	166	27	179	168	188	535	616	4542	27	168.22	-	166.96	=	1.26	204	551	228	623
----- Week 10 was bowled after week 11 -----																			
10	10/31/23	167	26	157	167	181	505	583	4542	27	168.22	-	0.00	=	168.22	204	551	341	985
Scores were bowled after week 11 for weeks: 10																			
11	11/07/23	168	25	160	171	141	472	547	5519	33	167.24	-	168.22	=	-0.98	204	551	228	623
12	11/14/23	167	26	162	200	178	540	618	6059	36	168.31	-	167.24	=	1.06	204	551	228	623
13	11/21/23	168	25	148	139	153	440	515	6499	39	166.64	-	168.31	=	-1.66	204	551	228	623
14	11/28/23	166	27	127	158	182	467	548	6966	42	165.86	-	166.64	=	-0.78	204	551	228	623
15	12/05/23	165	28	165	177	144	486	570	7452	45	165.60	-	165.86	=	-0.26	204	551	228	623

End of 1st split

16	12/12/23	165	28	a145	a145	a145	435	519	7452	45	165.60	-	165.60	=	0.00	204	551	228	623
17	12/19/23	165	28	a145	a145	a145	435	519	7452	45	165.60	-	165.60	=	0.00	204	551	228	623
18	01/02/24	165	28	116	154	184	454	538	7906	48	164.71	-	165.60	=	-0.89	204	551	228	623
19	01/16/24	164	28	a144	a144	a144	432	516	7906	48	164.71	-	164.71	=	0.00	204	551	228	623
20	01/23/24	164	28	181	194	169	544	628	8450	51	165.69	-	164.71	=	0.98	204	551	228	628
21	01/30/24	165	28	150	131	170	451	535	8901	54	164.83	-	165.69	=	-0.85	204	551	228	628
22	02/13/24	164	28	151	168	175	494	578	9395	57	164.82	-	164.83	=	-0.01	204	551	228	628
23	02/20/24	164	28	159	158	204	521	605	9916	60	165.27	-	164.82	=	0.44	204	551	232	628
24	02/27/24	165	28	138	183	169	490	574	10406	63	165.17	-	165.27	=	-0.09	204	551	232	628
25	03/05/24	165	28	168	170	150	488	572	10894	66	165.06	-	165.17	=	-0.11	204	551	232	628
26	03/12/24	165	28	178	191	160	529	613	11423	69	165.55	-	165.06	=	0.49	204	551	232	628
27	03/19/24	165	28	166	176	179	521	605	11944	72	165.89	-	165.55	=	0.34	204	551	232	628
28	03/26/24	165	28	a145	a145	a145	435	519	11944	72	165.89	-	165.89	=	0.00	204	551	232	628
29	04/02/24	165	28	171	183	167	521	605	12465	75	166.20	-	165.89	=	0.31	204	551	232	628
30	04/09/24	166	27	148	170	149	467	548	12932	78	165.79	-	166.20	=	-0.41	204	551	232	628

End of 2nd split

<u><100</u>	<u>100's</u>	<u>125's</u>	<u>150's</u>	<u>175's</u>	<u>200's</u>	<u>225's</u>	<u>250's</u>	<u>275's</u>	<u>300's</u>
	2	13	38	21	4				
<u><400</u>	<u>400's</u>	<u>450's</u>	<u>500's</u>	<u>550's</u>	<u>600's</u>	<u>650's</u>	<u>700's</u>	<u>750's</u>	<u>800's</u>
	2	12	11	1					
<u>Avg of Game 1</u>			<u>Avg of Game 2</u>			<u>Avg of Game 3</u>			
158.62			165.31			173.46			

High game of 204 on week 6 High series of 551 on week 6 High average of 171.61 after bowling week 6
 Low game of 116 on week 18 Low series of 440 on week 13 Low average of 164.71 after bowling week 18

High Scores by Game

Game #1: 187 on week 5 Game #2: 200 on week 12 Game #3: 204 on week 6

Note: This report includes information through April 9 which is Week 30 of 31

