

Pinette 2025-26

Friday 6:30 pm

Big Apple Fun Center

Lanes 1 - 6

President: Sue Janssen (308)627-5609

Vice President: Bev Walton (308)234-3987

Secretary/Treasurer: Rebecca McPherson (402)984-0342

Team Standings

Place	#	Team Name	Points Won	Points Lost	%Won	Pins + HDCP	Scratch Pins	Avg p/gm	High Game	High Sers	HDCP Game	HDCP Sers
1	3	Turner Body Shop	41	13	75.9	48869	35759	567	697	1948	866	2455
2	4	Dames of the Game	38	16	70.4	49287	37204	590	722	1987	917	2560
3	1	Versatile Roofing	30	24	55.6	48441	29640	470	570	1547	873	2441
4	2	Pediatric Dental Specialists	24	30	44.4	48337	31243	495	584	1608	851	2408
5	5	Hilton's Pin Buster	22	32	40.7	48628	33532	532	631	1768	876	2492
6	6	Bye Team	7	47		0	0		0	0	0	0

Review of Last Week's Bowling.....

Lanes	Team Name	HDCP -1-	HDCP -2-	HDCP -3-	HDCP Total	Last Wk WON	Team Name	HDCP -1-	HDCP -2-	HDCP -3-	HDCP Total	Last Wk WON
1-2	Versatile Roofing	818	756	819	2393	5	<---> Turner Body Shop	773	804	793	2370	4
3-4	Bye Team	0	0	0	0	2	<---> Dames of the Game	731	782	808	2321	7
5-6	Hilton's Pin Buster	776	777	828	2381	5	<---> Pediatric Dental Speci	724	787	846	2357	4

Lane Assignments

	1-2	3-4	5-6
Wk22 02/20	5- 6	1- 2	3- 4
Wk23 02/27	2- 3	5- 4	1- 6
Wk24 03/06	6- 4	3- 1	2- 5

Last Week's Top Scores

Team Scratch Game	Team Scratch Series	Team Handicap Game	Team Handicap Series
623 Dames of the Game	1818 Turner Body Shop	846 Pediatric Dental Specialist	2393 Versatile Roofing
620 Turner Body Shop	1766 Dames of the Game	828 Hilton's Pin Buster	2381 Hilton's Pin Buster
584 Hilton's Pin Buster	1649 Hilton's Pin Buster	819 Versatile Roofing	2370 Turner Body Shop
583 Pediatric Dental Specialist	1568 Pediatric Dental Specialist	808 Dames of the Game	2357 Pediatric Dental Sp
520 Versatile Roofing	1496 Versatile Roofing	804 Turner Body Shop	2321 Dames of the Gam
Scratch Game	Scratch Series	Handicap Game	Handicap Series
199 Rebecca McPherson	585 Rebecca McPherson	247 Bev Walton	666 Bev Walton
195 Nicole Mulroney	532 Nicole Mulroney	245 Sue Janssen	640 Sue Janssen
180 Sue Janssen	457 Barb Farber	234 Helen Bockerman	639 Rebecca McPherson
175 Bev Walton	450 Bev Walton	230 Sheri Londer	633 Lindsay McLaughlin
171 Jacquie Slagle	445 Sue Janssen	227 Nicole Mulroney	630 Gala Sesna
170 Sheri Londer	441 Lindsay McLaughlin	227 DeAnn Brickner	628 Nicole Mulroney
163 Barb Farber	441 Jacquie Slagle	217 Emilie Adamson	619 Emilie Adamson
161 Helen Bockerman	438 Wanda Westphalen	217 Rebecca McPherson	596 Karen Lopez
159 DeAnn Brickner	418 Jessica Keeten	216 Lindsay McLaughlin	594 Sheri Londer
155 Wanda Westphalen	417 Gala Sesna	215 Jacquie Slagle	589 Barb Farber

Season High Scores

Team Scratch Game	Team Scratch Series	Team Handicap Game	Team Handicap Series
722 Dames of the Game	1987 Dames of the Game	917 Dames of the Game	2560 Dames of the Gam
697 Turner Body Shop	1948 Turner Body Shop	876 Hilton's Pin Buster	2492 Hilton's Pin Buster
631 Hilton's Pin Buster	1768 Hilton's Pin Buster	873 Versatile Roofing	2455 Turner Body Shop
584 Pediatric Dental Specialist	1608 Pediatric Dental Specialist	866 Turner Body Shop	2441 Versatile Roofing
570 Versatile Roofing	1547 Versatile Roofing	851 Pediatric Dental Specialist	2408 Pediatric Dental Sp

Season High Scores - Continued

Scratch Game		Scratch Series		Handicap Game		Handicap Series	
237	Rebecca McPherson	605	Rebecca McPherson	266	Tammie Runions	681	Barb Farber
235	Allie Moore	578	Allie Moore	264	Allie Moore	680	Sue Janssen
216	Nicole Mulroney	549	Nicole Mulroney	262	Rebecca McPherson	680	Rebecca McPherson
213	Dani Krotz	546	Barb Farber	255	Sue Janssen	671	Bev Walton
212	Tammie Runions	532	Dani Krotz	253	Jessica Keeten	669	Denae Washington
207	Barb Farber	530	Denae Washington	253	Denae Washington	665	DeAnn Brickner
206	Denae Washington	511	Wanda Westphalen	252	Helen Bockerman	662	Allie Moore
196	Jessica Keeten	493	Jacque Slagle	251	DeAnn Brickner	662	Gala Sesna
192	Wanda Westphalen	479	Sue Janssen	249	Barb Farber	655	Janet Anderson
188	Sue Janssen	478	Tammie Runions	249	Nicole Mulroney	652	Wanda Westphalen

Team Rosters

1 - Versatile Roofing

Name	Avg	HDCP	Pins	Gms	Points Won	High Game	High Sers	HDCP Game	HDCP Sers	0's	100's	200's	0's	400's	500's
Sandy L. Hauver	75	112	3395	45	6.0	127	279	236	606	43	2	--	15	--	--
Sue Isaac	102	88	1233	12	3.0	116	323	205	590	5	7	--	4	--	--
Emilie E. Adamson	120	72	7591	63	13.0	166	423	240	645	4	59	--	16	5	--
Gala Z. Sesna	122	70	7340	60	13.0	167	446	244	662	9	51	--	13	7	--
Barb Farber	151	44	9574	63	20.0	207	546	249	681	--	60	3	3	14	4

2 - Pediatric Dental Specialists

Name	Avg	HDCP	Pins	Gms	Points Won	High Game	High Sers	HDCP Game	HDCP Sers	0's	100's	200's	0's	400's	500's
Etha J. Griffin	114	77	6548	57	14.0	151	400	222	634	8	49	--	18	1	--
Eileen M. McLaughlin	115	76	5183	45	6.0	157	415	233	643	5	40	--	13	2	--
Bev Walton	122	70	4426	36	7.0	175	450	247	671	4	32	--	9	3	--
Sheri J. Londer	133	60	7634	57	12.0	170	441	230	621	3	54	--	7	12	--
Jessica Keeten	137	56	6198	45	17.0	196	448	253	619	--	45	--	2	13	--

3 - Turner Body Shop

Name	Avg	HDCP	Pins	Gms	Points Won	High Game	High Sers	HDCP Game	HDCP Sers	0's	100's	200's	0's	400's	500's
Kerry H. Smith	93	96	1954	21	3.0	124	317	223	614	13	8	--	7	--	--
Beth A. Carr	129	63	2721	21	4.0	166	430	231	625	1	20	--	4	3	--
Karen L. Lopez	129	63	5842	45	11.5	169	455	227	629	2	43	--	10	5	--
Wanda M. Westphalen	148	46	7150	48	11.0	192	511	244	652	--	48	--	2	13	1
Jacque L. Slagle	150	45	9058	60	13.0	182	493	224	634	--	60	--	--	20	--
Nicole J. Mulroney	165	31	7444	45	17.0	216	549	249	645	--	40	5	--	8	7

4 - Dames of the Game

Name	Avg	HDCP	Pins	Gms	Points Won	High Game	High Sers	HDCP Game	HDCP Sers	0's	100's	200's	0's	400's	500's
Helen M. Bockerman	118	73	4974	42	8.5	179	417	252	642	12	30	--	13	1	--
Janet E. Anderson	121	71	2926	24	6.0	156	427	232	655	1	23	--	7	1	--
DeAnn M. Brickner	124	68	4859	39	6.0	179	449	251	665	5	34	--	11	2	--
Michelle Shultheis	139	54	2511	18	3.0	165	461	220	626	--	18	--	2	4	--
Allie E. Moore	171	26	7725	45	19.0	235	578	264	662	--	40	5	--	5	10
Rebecca L. McPherson	180	18	9216	51	24.0	237	605	262	680	--	40	11	--	2	14

5 - Hilton's Pin Buster

Name	Avg	HDCP	Pins	Gms	Points Won	High Game	High Sers	HDCP Game	HDCP Sers	0's	100's	200's	0's	400's	500's
Linda K. Johnson	122	70	7714	63	14.0	157	407	227	614	6	57	--	19	2	--
Sue A. Janssen	129	63	7354	57	14.0	188	479	255	680	--	57	--	14	5	--
Tammie J. Runions	139	54	5008	36	9.0	212	478	266	640	--	35	1	4	8	--
Denae L. Washington	149	45	8517	57	11.0	206	530	253	669	--	56	1	3	14	2

6 - Bye Team

Temporary Substitutes

<u>Name</u>	<u>Avg</u>	<u>HDCP</u>	<u>Pins</u>	<u>Gms</u>	<u>Points Won</u>	<u>High Game</u>	<u>High Sers</u>	<u>HDCP Game</u>	<u>HDCP Sers</u>	<u>0's</u>	<u>100's</u>	<u>200's</u>	<u>0's</u>	<u>400's</u>	<u>500's</u>
Kira L. Hancock	140	54	1263	9	2.0	186	452	244	626	--	9	--	1	2	--
Angie C. Hauserman	111	80	1002	9	1.0	133	372	212	609	3	6	--	3	--	--
Dani Krotz	158	37	2855	18	4.0	213	532	247	634	--	17	1	--	5	1
Lindsay L. McLaughlin	130	63	3531	27	4.0	162	441	216	633	--	27	--	5	4	--
Jacqui Moore	122	70	1099	9	3.0	153	386	226	625	1	8	--	3	--	--

High Individual Match Points

24	Rebecca McPherson	20	Barb Farber	19	Allie Moore	17	Nicole Mulroney
17	Jessica Keeten	14	Etha Griffin	14	Sue Janssen	14	Linda Johnson
13	Emilie Adamson	13	Gala Sesna	13	Jacquie Slagle	12	Sheri Londer

Individual High Averages

180.71	Rebecca McPherson	171.67	Allie Moore	165.42	Nicole Mulroney	151.97	Barb Farber
150.97	Jacquie Slagle	149.42	Denae Washington	148.96	Wanda Westphalen	139.11	Tammie Runions
137.73	Jessica Keeten	133.93	Sheri Londer	130.78	Lindsay McLaughlin	129.82	Karen Lopez

Most Improved Average

111 to 122.33 = +11.33	Gala Sesna	116 to 122.94 = +6.94	Bev Walton	123 to 129.02 = +6.02	Sue Janssen
176 to 180.71 = +4.71	Rebecca McPhers	167 to 171.67 = +4.67	Allie Moore	116 to 120.49 = +4.49	Emilie Adamson

Most Un-Improved Averages

121 to 115.18 = -5.82	Eileen McLaughlin	153 to 149.42 = -3.58	Denae Washington	78 to 75.44 = -2.56	Sandy Hauver
132 to 129.82 = -2.18	Karen Lopez	153 to 151.97 = -1.03	Barb Farber	123 to 122.44 = -0.56	Linda Johnson

Pinette 2025-26

Big Apple Fun Center Reprint of Scores -- Week 21

Lane 1 1 - Versatile Roofing Week 21 2/6/2026

Name	Avg	Old HDCP	-1-	-2-	-3-	Total	HDCP Total
Sandy L. Hauver	75	112	73	57	89	219	555
Emilie E. Adamson	119	72	145	114	144	403	619
Gala Z. Sesna	121	71	138	142	137	417	630
Barb Farber	151	44	163	144	150	457	589
			====	====	====	====	====
Scratch Total			519	457	520	1496	1496
Handicap			299	299	299		897
Total			818	756	819	1496	2393
Team Points Won			1.0	0.0	1.0	3.0	3.0
Match Points Won			0.0	0.0	0.0	2.0	2.0
Total Points Won			1.0	0.0	1.0	5.0	5.0

Lane 2 3 - Turner Body Shop Week 21 2/6/2026

Name	Avg	Old HDCP	-1-	-2-	-3-	Total	HDCP Total
Karen L. Lopez	129	63	126	133	148	407	596
Wanda M. Westphalen	149	45	139	155	144	438	573
Jacquie L. Slagle	151	44	171	137	133	441	573
Nicole J. Mulroney	164	32	153	195	184	532	628
			====	====	====	====	====
Scratch Total			589	620	609	1818	1818
Handicap			184	184	184		552
Total			773	804	793	1818	2370
Team Points Won			0.0	1.0	0.0	1.0	1.0
Match Points Won			0.0	0.0	0.0	3.0	3.0
Total Points Won			0.0	1.0	0.0	4.0	4.0

Lane 3 6 - Bye Team Week 21 2/6/2026

Name	Avg	Old HDCP	-1-	-2-	-3-	Total	HDCP Total
No one bowled							

Lane 4 4 - Dames of the Game Week 21 2/6/2026

Name	Avg	Old HDCP	-1-	-2-	-3-	Total	HDCP Total
Helen M. Bockerman	118	73	103	98	161	362	581
DeAnn M. Brickner	124	68	107	159	112	378	582
Allie E. Moore	171	26	139	151	151	441	519
Rebecca L. McPherson	179	18	197	189	199	585	639
			====	====	====	====	====
Scratch Total			546	597	623	1766	1766
Handicap			185	185	185		555
Total			731	782	808	1766	2321
Team Points Won			0.0	1.0	1.0	3.0	3.0
Match Points Won			0.0	0.0	0.0	4.0	4.0
Total Points Won			0.0	1.0	1.0	7.0	7.0

Lane 5 5 - Hilton's Pin Buster Week 21 2/6/2026

Name	Avg	Old HDCP	-1-	-2-	-3-	Total	HDCP Total
Linda K. Johnson	122	70	107	131	126	364	574
Sue A. Janssen	127	65	146	119	180	445	640
Lindsay L. McLaughlin	128	64	150	139	152	441	633
Denae L. Washington	150	45	129	144	126	399	534
			====	====	====	====	====
Scratch Total			532	533	584	1649	1649
Handicap			244	244	244		732
Total			776	777	828	1649	2381
Team Points Won			1.0	0.0	0.0	2.0	2.0
Match Points Won			0.0	0.0	0.0	3.0	3.0
Total Points Won			1.0	0.0	0.0	5.0	5.0

Lane 6 2 - Pediatric Dental Specialists Week 21 2/6/2026

Name	Avg	Old HDCP	-1-	-2-	-3-	Total	HDCP Total
Eileen M. McLaughlin	116	75	108	85	93	286	511
Bev Walton	120	72	127	148	175	450	666
Sheri J. Londer	133	60	96	148	170	414	594
Jessica Keeten	137	56	130	143	145	418	586
			====	====	====	====	====
Scratch Total			461	524	583	1568	1568
Handicap			263	263	263		789
Total			724	787	846	1568	2357
Team Points Won			0.0	1.0	1.0	2.0	2.0
Match Points Won			0.0	0.0	0.0	2.0	2.0
Total Points Won			0.0	1.0	1.0	4.0	4.0

Pinette 2025-26

Big Apple Fun Center

* Bowlers listed must have a minimum of 1 games.

Change in Average

Name	-----Old-----		Old					---Average Change---			Weekly Over Avg
	Pins	Games	Avg	-1-	-2-	-3-	Total	New	Old	---> +/-	Series Avg +/-
Emilie E. Adamson	7188	60	119	145	114	144	403	120.49	- 119.80	= 0.69	403 - 357=46
Janet E. Anderson	2926	24	121				0	121.92	- 121.92	= 0.00	
Helen M. Bockerman	4612	39	118	103	98	161	362	118.43	- 118.26	= 0.17	362 - 354=8
DeAnn M. Brickner	4481	36	124	107	159	112	378	124.59	- 124.47	= 0.12	378 - 372=6
Beth A. Carr	2721	21	129				0	129.57	- 129.57	= 0.00	
Barb Farber	9117	60	151	163	144	150	457	151.97	- 151.95	= 0.02	457 - 453=4
Etha J. Griffin	6548	57	114				0	114.88	- 114.88	= 0.00	
Kira L. Hancock	1263	9	140				0	140.33	- 140.33	= 0.00	
Angie C. Hauserman	1002	9	111				0	111.33	- 111.33	= 0.00	
Sandy L. Hauver	3176	42	75	73	57	89	219	75.44	- 75.62	= -0.17	219 - 225=-6
Sue Isaac	1233	12	102				0	102.75	- 102.75	= 0.00	
Sue A. Janssen	6909	54	127	146	119	180	445	129.02	- 127.94	= 1.07	445 - 381=64
Linda K. Johnson	7350	60	122	107	131	126	364	122.44	- 122.50	= -0.06	364 - 366=-2
Jessica Keeten	5780	42	137	130	143	145	418	137.73	- 137.62	= 0.11	418 - 411=7
Dani Krotz	2855	18	158				0	158.61	- 158.61	= 0.00	
Sheri J. Londer	7220	54	133	96	148	170	414	133.93	- 133.70	= 0.23	414 - 399=15
Karen L. Lopez	5435	42	129	126	133	148	407	129.82	- 129.40	= 0.42	407 - 387=20
Eileen M. McLaughlin	4897	42	116	108	85	93	286	115.18	- 116.60	= -1.42	286 - 348=-62
Lindsay L. McLaughlin	3090	24	128	150	139	152	441	130.78	- 128.75	= 2.03	441 - 384=57
Rebecca L. McPherson	8631	48	179	197	189	199	585	180.71	- 179.81	= 0.89	585 - 537=48
Allie E. Moore	7725	45	171	139	a151	a151	441	171.67	- 171.67	= 0.00	
Jacqui Moore	1099	9	122				0	122.11	- 122.11	= 0.00	
Nicole J. Mulroney	6912	42	164	153	195	184	532	165.42	- 164.57	= 0.85	532 - 492=40
Tammie J. Runions	5008	36	139				0	139.11	- 139.11	= 0.00	
Gala Z. Sesna	6923	57	121	138	142	137	417	122.33	- 121.46	= 0.88	417 - 363=54
Michelle Shultheis	2511	18	139				0	139.50	- 139.50	= 0.00	
Jacquie L. Slagle	8617	57	151	171	137	133	441	150.97	- 151.18	= -0.21	441 - 453=-12
Kerry H. Smith	1954	21	93				0	93.05	- 93.05	= 0.00	
Bev Walton	3976	33	120	127	148	175	450	122.94	- 120.48	= 2.46	450 - 360=90
Denae L. Washington	8118	54	150	129	144	126	399	149.42	- 150.33	= -0.91	399 - 450=-51
Wanda M. Westphalen	6712	45	149	139	155	144	438	148.96	- 149.16	= -0.20	438 - 447=-9

Pinette 2025-26

Big Apple Fun Center

* Bowlers listed must have a minimum of 1 games.

High Average Listing

	<u>Name</u>	<u>True Average</u>	<u>Pins</u>	<u>Gms</u>	<u>To Raise Avg +1</u>	<u>To Drop Avg -1</u>
1	Rebecca L. McPherson	180.71	9216	51	558	503
2	Allie E. Moore	171.67	7725	45	531	482
3	Nicole J. Mulroney	165.42	7444	45	524	475
4	Dani Krotz	158.61	2855	18	484	462
5	Barb Farber	151.97	9574	63	458	391
6	Jacque L. Slagle	150.97	9058	60	455	391
7	Denae L. Washington	149.42	8517	57	483	422
8	Wanda M. Westphalen	148.96	7150	48	449	397
9	Kira L. Hancock	140.33	1263	9	429	416
10	Michelle Shultheis	139.50	2511	18	429	407
11	Tammie J. Runions	139.11	5008	36	452	412
12	Jessica Keeten	137.73	6198	45	426	377
13	Sheri J. Londer	133.93	7634	57	406	345
14	Lindsay L. McLaughlin	130.78	3531	27	399	368
15	Karen L. Lopez	129.82	5842	45	398	349
16	Beth A. Carr	129.57	2721	21	399	374
17	Sue A. Janssen	129.02	7354	57	446	385
18	DeAnn M. Brickner	124.59	4859	39	391	348
19	Bev Walton	122.94	4426	36	371	331
20	Linda K. Johnson	122.44	7714	63	404	337
21	Gala Z. Sesna	122.33	7340	60	409	345
22	Jacqui Moore	122.11	1099	9	377	364
23	Janet E. Anderson	121.92	2926	24	368	340
24	Emilie E. Adamson	120.49	7591	63	395	328
25	Helen M. Bockerman	118.43	4974	42	381	335
26	Eileen M. McLaughlin	115.18	5183	45	385	336
27	Etha J. Griffin	114.88	6548	57	352	291
28	Angie C. Hauserman	111.33	1002	9	342	329
29	Sue Isaac	102.75	1233	12	312	296
30	Kerry H. Smith	93.05	1954	21	302	277
31	Sandy L. Hauver	75.44	3395	45	253	204

Pinette 2025-26

Big Apple Fun Center

* Bowlers listed must have a minimum of 22 games.

Note: This report includes information through February 6 which is Week 21 of 31

Most Improved Averages

Name	True		Most Improved		Name	True		Most Improved	
	Average	Gms	Avg	+/-		Average	Gms	Avg	+/-
Gala Z. Sesna	122.33	60	111	+11.33	Nicole J. Mulroney	165.42	45	164	+1.42
Bev Walton	122.94	36	116	+6.94	Sheri J. Londer	133.93	57	133	+0.93
Sue A. Janssen	129.02	57	123	+6.02	DeAnn M. Brickner	124.59	39	124	+0.59
Rebecca L. McPherson	180.71	51	176	+4.71	Tammie J. Runions	139.11	36	139	+0.11
Allie E. Moore	171.67	45	167	+4.67	Wanda M. Westphalen	148.96	48	149	-0.04
Emilie E. Adamson	120.49	63	116	+4.49	Linda K. Johnson	122.44	63	123	-0.56
Lindsay L. McLaughlin	130.78	27	128	+2.78	Barb Farber	151.97	63	153	-1.03
Jessica Keeten	137.73	45	135	+2.73	Karen L. Lopez	129.82	45	132	-2.18
Helen M. Bockerman	118.43	42	116	+2.43	Sandy L. Hauver	75.44	45	78	-2.56
Jacque L. Slagle	150.97	60	149	+1.97	Denae L. Washington	149.42	57	153	-3.58
Janet E. Anderson	121.92	24	120	+1.92	Eileen M. McLaughlin	115.18	45	121	-5.82
Etha J. Griffin	114.88	57	113	+1.88					

Pinette 2025-26

Big Apple Fun Center

* Bowlers listed must have a minimum of 1 games.

Most Pins Over Average

Name	-----Old-----		Old				---Average Change---				Weekly Over Avg
	Pins	Games	Avg	-1-	-2-	-3-	Total	New - Old	---> +/-	Series Avg +/-	
Bev Walton	3976	33	120	127	148	175	450	122.94	- 120.48	= 2.46	450 - 360=90
Sue A. Janssen	6909	54	127	146	119	180	445	129.02	- 127.94	= 1.07	445 - 381=64
Lindsay L. McLaughlin	3090	24	128	150	139	152	441	130.78	- 128.75	= 2.03	441 - 384=57
Gala Z. Sesna	6923	57	121	138	142	137	417	122.33	- 121.46	= 0.88	417 - 363=54
Rebecca L. McPherson	8631	48	179	197	189	199	585	180.71	- 179.81	= 0.89	585 - 537=48
Emilie E. Adamson	7188	60	119	145	114	144	403	120.49	- 119.80	= 0.69	403 - 357=46
Nicole J. Mulroney	6912	42	164	153	195	184	532	165.42	- 164.57	= 0.85	532 - 492=40
Karen L. Lopez	5435	42	129	126	133	148	407	129.82	- 129.40	= 0.42	407 - 387=20
Sheri J. Londer	7220	54	133	96	148	170	414	133.93	- 133.70	= 0.23	414 - 399=15
Helen M. Bockerman	4612	39	118	103	98	161	362	118.43	- 118.26	= 0.17	362 - 354=8
Jessica Keeten	5780	42	137	130	143	145	418	137.73	- 137.62	= 0.11	418 - 411=7
DeAnn M. Brickner	4481	36	124	107	159	112	378	124.59	- 124.47	= 0.12	378 - 372=6
Barb Farber	9117	60	151	163	144	150	457	151.97	- 151.95	= 0.02	457 - 453=4
Linda K. Johnson	7350	60	122	107	131	126	364	122.44	- 122.50	= -0.06	364 - 366=-2
Sandy L. Hauver	3176	42	75	73	57	89	219	75.44	- 75.62	= -0.17	219 - 225=-6
Wanda M. Westphalen	6712	45	149	139	155	144	438	148.96	- 149.16	= -0.20	438 - 447=-9
Jacquie L. Slagle	8617	57	151	171	137	133	441	150.97	- 151.18	= -0.21	441 - 453=-12
Denae L. Washington	8118	54	150	129	144	126	399	149.42	- 150.33	= -0.91	399 - 450=-51
Eileen M. McLaughlin	4897	42	116	108	85	93	286	115.18	- 116.60	= -1.42	286 - 348=-62

Pinette 2025-26

Big Apple Fun Center

This report is for scores bowled February 6 which is Week 21 of 31

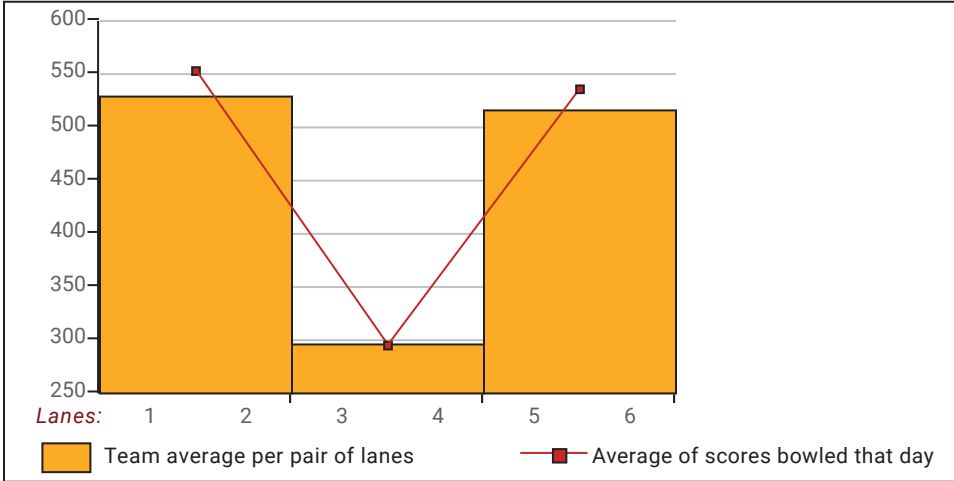
This Week's Statistics: Lefties vs Righties

Unless designated left handed, bowlers are considered right handed.

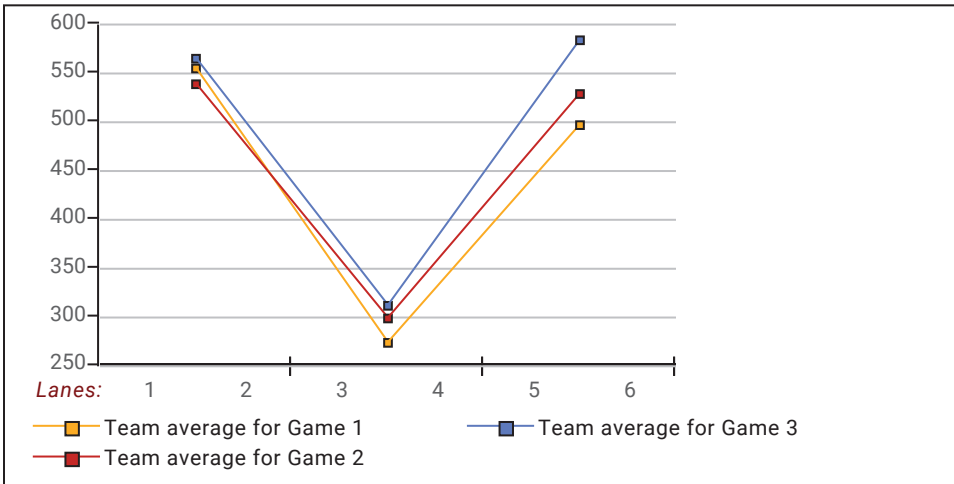
	Over All	Right	Left
How many people bowled	19	19	0
Number of games bowled	57	57	0
Actual average of week's scores	137.82	137.82	0.00
How many games above average	32	32	0
How many games below average	25	25	0
Pins above/below average per game	5.56	5.56	0.00
How many people raised average	13	13	--
by this amount	0.76	0.76	0.00
How many people went down	6	6	--
by this amount	-0.49	-0.49	0.00
League average before bowling	132.82	132.82	0.00
League average after bowling	133.19	133.19	0.00
Change in league average	0.37	0.37	0.00
800s	--	--	--
775s	--	--	--
750s	--	--	--
725s	--	--	--
700s	--	--	--
675s	--	--	--
650s	--	--	--
625s	--	--	--
600s	--	--	--
575s	1	1	--
550s	--	--	--
525s	1	1	--
500s	--	--	--
475s	--	--	--
450s	2	2	--
425s	4	4	--
400s	5	5	--
below 400	6	6	--
300s	--	--	--
275s	--	--	--
250s	--	--	--
225s	--	--	--
200s	--	--	--
175s	7	7	--
150s	10	10	--
125s	26	26	--
100s	7	7	--
below 100	7	7	--

This report is for scores bowled February 6 which is Week 21 of 31

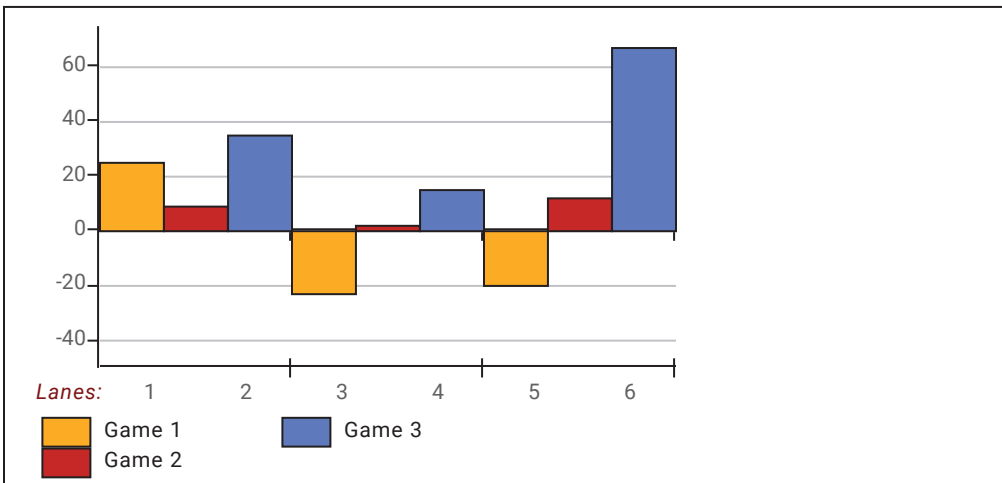
Team Average vs Avg of Scores



Average of Scores for Each Game

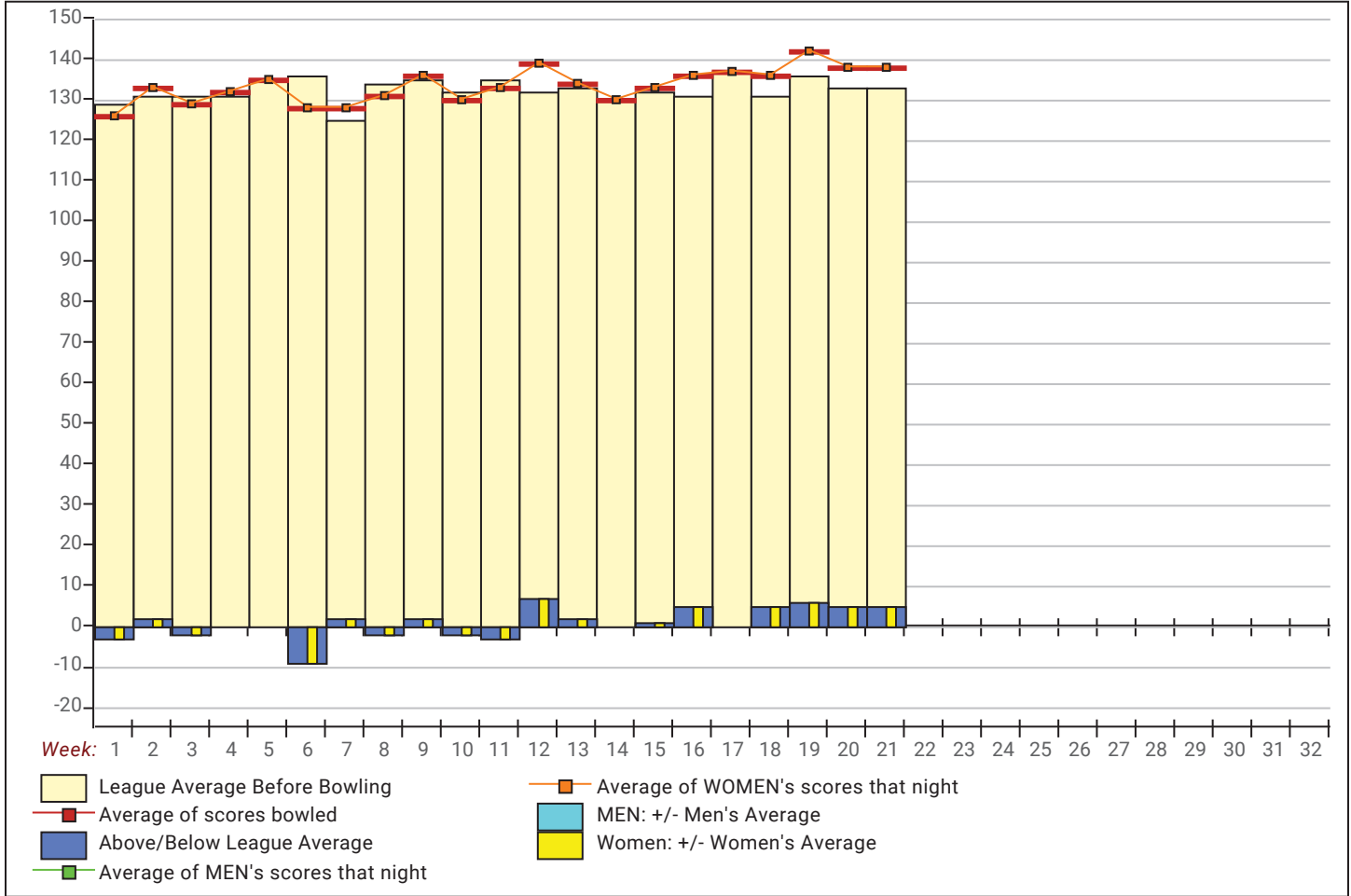


Amount Over/Under Team Average



This report is for scores bowled February 6 which is Week 21 of 31

League Average Week-by-Week



League Average Statistics for Last Week

	League	Right Hand	Left Hand
League Average Before Bowling	132.82	132.82	
Average of scores bowled that night	137.82	137.82	
New League Average After Bowling	133.19	133.19	
Change in League Average	.37	.37	
People Who Bowled Over Average	13	13	
People Who Bowled Under Average	6	6	
Average Amount of Series Over Avg	35.31	35.31	
Average Amount of Series Under Avg	-23.67	-23.67	
Difference Avg, NiteAvg	5.56	5.56	
Number of Bowlers	19	19	
Number of Games Bowled	57	57	
People Who Raised Their Average	13	13	
Raised By an Average of This Amount	.76	.76	
People Who Lowered Their Average	6	6	
Lowered By an Average of This Amou	-.49	-.49	
Number of Games Bowled Over Avera	32	32	
Number of Games Bowled Under Avera	25	25	

Note: Averages are based only on people who bowled.

Press Release -- 2/27/2026

2/6/2026 Week 21 of 31

Pinette 2025-26

Friday 6:30 pm

Big Apple Fun Center

Lanes 1 - 6

Team Standings

Place	Team Name	Avg p/gm	Points Won	Points Lost	Year-To-Date WON	Y-T-D LOST
1	Turner Body Shop	567	41	13	119½	69½
2	Dames of the Game	590	38	16	126½	62½
3	Versatile Roofing	470	30	24	100½	88½
4	Pediatric Dental Specialists	495	24	30	98½	90½
5	Hilton's Pin Buster	532	22	32	100	89
6	Bye Team		7	47	22	167

*** Although not shown, standings are determined by points only for the current split

Last Week's Top Scores

Scratch Game		Scratch Series		Handicap Game		Handicap Series	
199	Rebecca McPherson	585	Rebecca McPherson	247	Bev Walton	666	Bev Walton
195	Nicole Mulroney	532	Nicole Mulroney	245	Sue Janssen	640	Sue Janssen
180	Sue Janssen	457	Barb Farber	234	Helen Bockerman	639	Rebecca McPherson
175	Bev Walton	450	Bev Walton	230	Sheri Londer	633	Lindsay McLaughlin
171	Jacquie Slagle	445	Sue Janssen	227	Nicole Mulroney	630	Gala Sesna
170	Sheri Londer	441	Lindsay McLaughlin	227	DeAnn Brickner	628	Nicole Mulroney
163	Barb Farber	441	Jacquie Slagle	217	Emilie Adamson	619	Emilie Adamson
161	Helen Bockerman	438	Wanda Westphalen	217	Rebecca McPherson	596	Karen Lopez
159	DeAnn Brickner	418	Jessica Keeten	216	Lindsay McLaughlin	594	Sheri Londer
155	Wanda Westphalen	417	Gala Sesna	215	Jacquie Slagle	589	Barb Farber

Local and Bowling Center Awards

Name	USBC ID Number	Award Average	Award Games	G1	G2	G3	Series	Award Score	Award Received
Emilie E. Adamson	4132-1518 USBC	119	60	145	114	144	403	403	400 Series (Local Assoc. Awards)
Helen M. Bockerman	4161-244 USBC	118	39	103	98	161	362	161	150 Game (Local Assoc. Awards)
Sue A. Janssen	4132-14 USBC	127	54	146	119	180	445	180	175 Game (Local Assoc. Awards)
Bev Walton	4132-1 USBC	120	33	127	148	175	450	450	400 Series (Local Assoc. Awards)
	4132-1 USBC	120	33	127	148	175	450	175	175 Game (Local Assoc. Awards)