

Pinette 2025-26

Friday 6:30 pm

Big Apple Fun Center

Lanes 1 - 6

President: Sue Janssen (308)627-5609

Vice President: Bev Walton (308)234-3987

Secretary/Treasurer: Rebecca McPherson (402)984-0342

Team Standings

Place	#	Team Name	Points Won	Points Lost	%Won	Pins + HDCP	Scratch Pins	Avg p/gm	High Game	High Sers	HDCP Game	HDCP Sers
1	3	Turner Body Shop	30	6	83.3	44185	32161	564	697	1948	866	2455
2	4	Dames of the Game	24	12	66.7	44516	33549	588	722	1987	917	2560
3	2	Pediatric Dental Specialists	18	18	50.0	43582	28084	492	584	1608	851	2408
4	1	Versatile Roofing	18	18	50.0	43656	26652	467	570	1547	873	2441
5	5	Hilton's Pin Buster	15	21	41.7	43957	30295	531	631	1768	876	2492
6	6	Bye Team	3	33		0	0		0	0	0	0

Review of Last Week's Bowling.....

Lanes	Team Name	HDCP -1-	HDCP -2-	HDCP -3-	HDCP Total	Last Wk WON	Team Name	HDCP -1-	HDCP -2-	HDCP -3-	HDCP Total	Last Wk WON
1-2	Turner Body Shop	754	795	789	2338	7	<---> Hilton's Pin Buster	738	808	751	2297	2
3-4	Pediatric Dental Speci	820	851	737	2408	9	<---> Bye Team	0	0	0	0	0
5-6	Dames of the Game	834	885	841	2560	9	<---> Versatile Roofing	798	759	732	2289	0

Lane Assignments

	1-2	3-4	5-6
Wk20 01/30	4- 2	1- 5	3- 6
Wk21 02/06	1- 3	6- 4	5- 2
HD2 02/13	👉 Women's Tourny No bowling		
Wk22 02/20	5- 6	1- 2	3- 4

Last Week's Top Scores

Team Scratch Game		Team Scratch Series		Team Handicap Game		Team Handicap Series	
694	Dames of the Game	1987	Dames of the Game	885	Dames of the Game	2560	Dames of the Gam
584	Pediatric Dental Specialist	1678	Turner Body Shop	851	Pediatric Dental Specialist	2408	Pediatric Dental Sp
575	Turner Body Shop	1607	Pediatric Dental Specialist	808	Hilton's Pin Buster	2338	Turner Body Shop
575	Hilton's Pin Buster	1598	Hilton's Pin Buster	798	Versatile Roofing	2297	Hilton's Pin Buster
498	Versatile Roofing	1389	Versatile Roofing	795	Turner Body Shop	2289	Versatile Roofing
Scratch Game		Scratch Series		Handicap Game		Handicap Series	
223	Rebecca McPherson	603	Rebecca McPherson	253	Jessica Keeten	665	DeAnn Brickner
196	Jessica Keeten	542	Allie Moore	251	DeAnn Brickner	663	Rebecca McPherson
185	Allie Moore	494	Wanda Westphalen	243	Rebecca McPherson	632	Wanda Westphalen
180	Wanda Westphalen	465	Barb Farber	241	Bev Walton	625	Beth Carr
179	DeAnn Brickner	461	Denae Washington	231	Beth Carr	623	Allie Moore
171	Denae Washington	449	DeAnn Brickner	230	Gala Sesna	620	Gala Sesna
169	Bev Walton	448	Jessica Keeten	226	Wanda Westphalen	619	Jessica Keeten
168	Barb Farber	430	Beth Carr	220	Janet Anderson	613	Bev Walton
166	Beth Carr	414	Sheri Londer	217	Emilie Adamson	609	Janet Anderson
158	Gala Sesna	404	Gala Sesna	216	Denae Washington	597	Barb Farber

Season High Scores

Team Scratch Game		Team Scratch Series		Team Handicap Game		Team Handicap Series	
722	Dames of the Game	1987	Dames of the Game	917	Dames of the Game	2560	Dames of the Gam
697	Turner Body Shop	1948	Turner Body Shop	876	Hilton's Pin Buster	2492	Hilton's Pin Buster
631	Hilton's Pin Buster	1768	Hilton's Pin Buster	873	Versatile Roofing	2455	Turner Body Shop
584	Pediatric Dental Specialist	1608	Pediatric Dental Specialist	866	Turner Body Shop	2441	Versatile Roofing
570	Versatile Roofing	1547	Versatile Roofing	851	Pediatric Dental Specialist	2408	Pediatric Dental Sp

Season High Scores - Continued

Scratch Game		Scratch Series		Handicap Game		Handicap Series	
237	Rebecca McPherson	605	Rebecca McPherson	266	Tammie Runions	681	Barb Farber
235	Allie Moore	578	Allie Moore	264	Allie Moore	680	Sue Janssen
216	Nicole Mulroney	549	Nicole Mulroney	262	Rebecca McPherson	680	Rebecca McPherson
213	Dani Krotz	546	Barb Farber	255	Sue Janssen	671	Bev Walton
212	Tammie Runions	532	Dani Krotz	253	Jessica Keeten	669	Denae Washington
207	Barb Farber	530	Denae Washington	253	Denae Washington	665	DeAnn Brickner
206	Denae Washington	511	Wanda Westphalen	252	Helen Bockerman	662	Allie Moore
196	Jessica Keeten	493	Jacque Slagle	251	DeAnn Brickner	659	Gala Sesna
192	Wanda Westphalen	479	Sue Janssen	249	Barb Farber	655	Janet Anderson
188	Sue Janssen	478	Tammie Runions	249	Nicole Mulroney	652	Wanda Westphalen

Team Rosters

1 - Versatile Roofing

Name	Avg	HDCP	Pins	Gms	Points Won	High Game	High Sers	HDCP Game	HDCP Sers	0's	100's	200's	0's	400's	500's
Sandy L. Hauver	75	112	2951	39	5.0	127	279	236	606	37	2	--	13	--	--
Sue Isaac	102	88	1233	12	3.0	116	323	205	590	5	7	--	4	--	--
Gala Z. Sesna	119	72	6477	54	11.0	167	423	244	659	9	45	--	13	5	--
Emilie E. Adamson	120	72	6858	57	12.0	166	423	240	645	4	53	--	15	4	--
Barb Farber	151	44	8626	57	18.0	207	546	249	681	--	54	3	3	12	4

2 - Pediatric Dental Specialists

Name	Avg	HDCP	Pins	Gms	Points Won	High Game	High Sers	HDCP Game	HDCP Sers	0's	100's	200's	0's	400's	500's
Etha J. Griffin	113	78	6148	54	13.0	151	399	222	612	8	46	--	18	--	--
Eileen M. McLaughlin	116	75	4527	39	6.0	157	415	233	643	3	36	--	11	2	--
Bev Walton	120	72	3976	33	6.0	169	446	241	671	4	29	--	9	2	--
Sheri J. Londer	133	60	6825	51	12.0	161	441	221	621	2	49	--	6	11	--
Jessica Keeten	137	56	5354	39	16.0	196	448	253	619	--	39	--	2	11	--

3 - Turner Body Shop

Name	Avg	HDCP	Pins	Gms	Points Won	High Game	High Sers	HDCP Game	HDCP Sers	0's	100's	200's	0's	400's	500's
Kerry H. Smith	93	96	1954	21	3.0	124	317	223	614	13	8	--	7	--	--
Karen L. Lopez	129	63	5435	42	10.5	169	455	227	629	2	40	--	10	4	--
Beth A. Carr	129	63	2721	21	4.0	166	430	231	625	1	20	--	4	3	--
Wanda M. Westphalen	150	45	6302	42	11.0	192	511	244	652	--	42	--	2	11	1
Jacque L. Slagle	151	44	8156	54	12.0	182	493	224	634	--	54	--	--	18	--
Nicole J. Mulroney	165	31	6455	39	15.0	216	549	249	645	--	34	5	--	7	6

4 - Dames of the Game

Name	Avg	HDCP	Pins	Gms	Points Won	High Game	High Sers	HDCP Game	HDCP Sers	0's	100's	200's	0's	400's	500's
Helen M. Bockerman	118	73	4251	36	7.5	179	417	252	642	11	25	--	11	1	--
Janet E. Anderson	121	71	2926	24	6.0	156	427	232	655	1	23	--	7	1	--
DeAnn M. Brickner	123	69	4075	33	4.0	179	449	251	665	5	28	--	10	1	--
Michelle Shultheis	139	54	2511	18	3.0	165	461	220	626	--	18	--	2	4	--
Allie E. Moore	170	27	7161	42	17.0	235	578	264	662	--	38	4	--	5	9
Rebecca L. McPherson	179	18	8073	45	21.0	237	605	262	680	--	34	11	--	2	12

5 - Hilton's Pin Buster

Name	Avg	HDCP	Pins	Gms	Points Won	High Game	High Sers	HDCP Game	HDCP Sers	0's	100's	200's	0's	400's	500's
Linda K. Johnson	123	69	7014	57	13.0	157	407	227	614	6	51	--	17	2	--
Sue A. Janssen	127	65	6518	51	13.0	188	479	255	680	--	51	--	13	4	--
Tammie J. Runions	138	55	4565	33	8.0	212	478	266	640	--	32	1	4	7	--
Denae L. Washington	150	45	7700	51	11.0	206	530	253	669	--	50	1	2	13	2

6 - Bye Team

Temporary Substitutes

<u>Name</u>	<u>Avg</u>	<u>HDCP</u>	<u>Pins</u>	<u>Gms</u>	<u>Points Won</u>	<u>High Game</u>	<u>High Sers</u>	<u>HDCP Game</u>	<u>HDCP Sers</u>	<u>0's</u>	<u>100's</u>	<u>200's</u>	<u>0's</u>	<u>400's</u>	<u>500's</u>
Kira L. Hancock	135	58	811	6		169	446	215	584	--	6	--	1	1	--
Angie C. Hauserman	111	80	1002	9	1.0	133	372	212	609	3	6	--	3	--	--
Dani Krotz	158	37	2855	18	4.0	213	532	247	634	--	17	1	--	5	1
Lindsay L. McLaughlin	128	64	3090	24	3.0	162	423	216	605	--	24	--	5	3	--
Jacqui Moore	122	70	1099	9	3.0	153	386	226	625	1	8	--	3	--	--

High Individual Match Points

21 Rebecca McPherson	18 Barb Farber	17 Allie Moore	16 Jessica Keeten
15 Nicole Mulrone	13 Etha Griffin	13 Sue Janssen	13 Linda Johnson
12 Emilie Adamson	12 Jacquie Slagle	12 Sheri Londer	11 Wanda Westphalen

Individual High Averages

179.40 Rebecca McPherson	170.50 Allie Moore	165.51 Nicole Mulrone	151.33 Barb Farber
151.04 Jacquie Slagle	150.98 Denae Washington	150.05 Wanda Westphalen	138.33 Tammie Runions
137.28 Jessica Keeten	133.82 Sheri Londer	129.57 Beth Carr	129.40 Karen Lopez

Most Improved Average

111 to 119.94 = +8.94 Gala Sesna	123 to 127.80 = +4.80 Sue Janssen	116 to 120.48 = +4.48 Bev Walton
116 to 120.32 = +4.32 Emilie Adamson	167 to 170.50 = +3.50 Allie Moore	176 to 179.40 = +3.40 Rebecca McPhers

Most Un-Improved Averages

121 to 116.08 = -4.92 Eileen McLaughlin	132 to 129.40 = -2.60 Karen Lopez	78 to 75.67 = -2.33 Sandy Hauver
153 to 150.98 = -2.02 Denae Washington	153 to 151.33 = -1.67 Barb Farber	139 to 138.33 = -0.67 Tammie Runions

Pinette 2025-26

Big Apple Fun Center

Reprint of Scores -- Week 19

Lane 1 3 - Turner Body Shop Week 19 1/23/2026

Name	Old Avg	Old HDCP	-1-	-2-	-3-	Total	HDCP Total
Beth A. Carr	127	65	126	138	166	430	625
Karen L. Lopez	129	63	151	123	115	389	578
Kira L. Hancock	148	46	121	134	110	365	503
Wanda M. Westphalen	bk148	46	136	180	178	494	632
			====	====	====	====	====
Scratch Total			534	575	569	1678	1678
Handicap			220	220	220		660
Total			754	795	789	1678	2338
Team Points Won			1.0	0.0	1.0	3.0	3.0
Match Points Won			0.0	0.0	0.0	4.0	4.0
Total Points Won			1.0	0.0	1.0	7.0	7.0

Lane 2 5 - Hilton's Pin Buster Week 19 1/23/2026

Name	Old Avg	Old HDCP	-1-	-2-	-3-	Total	HDCP Total
Linda K. Johnson	123	69	110	140	111	361	568
Sue A. Janssen	127	65	128	142	112	382	577
Tammie J. Runions	139	54	127	122	145	394	556
Denae L. Washington	150	45	140	171	150	461	596
			====	====	====	====	====
Scratch Total			505	575	518	1598	1598
Handicap			233	233	233		699
Total			738	808	751	1598	2297
Team Points Won			0.0	1.0	0.0	1.0	1.0
Match Points Won			0.0	0.0	0.0	1.0	1.0
Total Points Won			0.0	1.0	0.0	2.0	2.0

Lane 3 2 - Pediatric Dental Specialists Week 19 1/23/2026

Name	Old Avg	Old HDCP	-1-	-2-	-3-	Total	HDCP Total
Etha J. Griffin	113	78	101	131	116	348	582
Bev Walton	bk119	72	115	169	113	397	613
Sheri J. Londer	133	60	141	141	132	414	594
Jessica Keeten	136	57	196	143	109	448	619
			====	====	====	====	====
Scratch Total			553	584	470	1607	1607
Handicap			267	267	267		801
Total			820	851	737	1607	2408
Team Points Won			1.0	1.0	1.0	4.0	4.0
Match Points Won			0.0	0.0	0.0	5.0	5.0
Total Points Won			1.0	1.0	1.0	9.0	9.0

Lane 4 6 - Bye Team Week 19 1/23/2026

Name	Old Avg	Old HDCP	-1-	-2-	-3-	Total	HDCP Total
No one bowled							

Lane 5 4 - Dames of the Game Week 19 1/23/2026

Name	Old Avg	Old HDCP	-1-	-2-	-3-	Total	HDCP Total
Janet E. Anderson	120	72	130	148	115	393	609
DeAnn M. Brickner	bk120	72	132	138	179	449	665
Allie E. Moore	169	27	179	185	178	542	623
Rebecca L. McPherson	bk177	20	202	223	178	603	663
			====	====	====	====	====
Scratch Total			643	694	650	1987	1987
Handicap			191	191	191		573
Total			834	885	841	1987	2560
Team Points Won			1.0	1.0	1.0	4.0	4.0
Match Points Won			0.0	0.0	0.0	5.0	5.0
Total Points Won			1.0	1.0	1.0	9.0	9.0

Lane 6 1 - Versatile Roofing Week 19 1/23/2026

Name	Old Avg	Old HDCP	-1-	-2-	-3-	Total	HDCP Total
Sandy L. Hauver	75	112	a55	a55	a55	165	501
Gala Z. Sesna	119	72	130	158	116	404	620
Emilie E. Adamson	120	72	145	108	102	355	571
Barb Farber	151	44	168	138	159	465	597
			====	====	====	====	====
Scratch Total			498	459	432	1389	1389
Handicap			300	300	300		900
Total			798	759	732	1389	2289
Team Points Won			0.0	0.0	0.0	0.0	0.0
Match Points Won			0.0	0.0	0.0	0.0	0.0
Total Points Won			0.0	0.0	0.0	0.0	0.0

Pinette 2025-26

Big Apple Fun Center

Note: This report includes information through January 23 which is Week 19 of 31

Match Points Won (This Week) -- Week 19

Lane 1 3 - Turner Body Shop Week 19 1/23/2026

Name	Last Wk Won	Last Wk Lost	HDCP -1-	HDCP -2-	HDCP -3-	HDCP Total
Beth A. Carr	1.0		191	203	231	625
Karen L. Lopez	1.0		214	186	178	578
Kira L. Hancock		1.0	167	180	156	503
Wanda M. Westphalen	2.0		182	226	224	632
=====						
Scratch Total			534	575	569	1678
Handicap			220	220	220	660
Total			754	795	789	2338
Team Points Won			1.0	0.0	1.0	3.0
Match Points Won			0.0	0.0	0.0	4.0
Total Points Won			1.0	0.0	1.0	7.0

Lane 3 2 - Pediatric Dental Specialists Week 19 1/23/2026

Name	Last Wk Won	Last Wk Lost	HDCP -1-	HDCP -2-	HDCP -3-	HDCP Total
Etha J. Griffin	1.0		179	209	194	582
Bev Walton	1.0		187	241	185	613
Sheri J. Londer	1.0		201	201	192	594
Jessica Keeten	2.0		253	200	166	619
=====						
Scratch Total			553	584	470	1607
Handicap			267	267	267	801
Total			820	851	737	2408
Team Points Won			1.0	1.0	1.0	4.0
Match Points Won			0.0	0.0	0.0	5.0
Total Points Won			1.0	1.0	1.0	9.0

Lane 5 4 - Dames of the Game Week 19 1/23/2026

Name	Last Wk Won	Last Wk Lost	HDCP -1-	HDCP -2-	HDCP -3-	HDCP Total
Janet E. Anderson	1.0		202	220	187	609
DeAnn M. Brickner	1.0		204	210	251	665
Allie E. Moore	1.0		206	212	205	623
Rebecca L. McPherson	2.0		222	243	198	663
=====						
Scratch Total			643	694	650	1987
Handicap			191	191	191	573
Total			834	885	841	2560
Team Points Won			1.0	1.0	1.0	4.0
Match Points Won			0.0	0.0	0.0	5.0
Total Points Won			1.0	1.0	1.0	9.0

Lane 2 5 - Hilton's Pin Buster Week 19 1/23/2026

Name	Last Wk Won	Last Wk Lost	HDCP -1-	HDCP -2-	HDCP -3-	HDCP Total
Linda K. Johnson		1.0	179	209	180	568
Sue A. Janssen		1.0	193	207	177	577
Tammie J. Runions	1.0		181	176	199	556
Denae L. Washington		1.0	185	216	195	596
=====						
Scratch Total			505	575	518	1598
Handicap			233	233	233	699
Total			738	808	751	2297
Team Points Won			0.0	1.0	0.0	1.0
Match Points Won			0.0	0.0	0.0	1.0
Total Points Won			0.0	1.0	0.0	2.0

Lane 4 6 - Bye Team Week 19 1/23/2026

Name	Last Wk Won	Last Wk Lost	HDCP -1-	HDCP -2-	HDCP -3-	HDCP Total
No one bowled						

Lane 6 1 - Versatile Roofing Week 19 1/23/2026

Name	Last Wk Won	Last Wk Lost	HDCP -1-	HDCP -2-	HDCP -3-	HDCP Total
Sandy L. Hauver		1.0	a167a	167a	167	501
Gala Z. Sesna		1.0	202	230	188	620
Emilie E. Adamson		1.0	217	180	174	571
Barb Farber		1.0	212	182	203	597
=====						
Scratch Total			498	459	432	1389
Handicap			300	300	300	900
Total			798	759	732	2289
Team Points Won			0.0	0.0	0.0	0.0
Match Points Won			0.0	0.0	0.0	0.0
Total Points Won			0.0	0.0	0.0	0.0

Pinette 2025-26

Big Apple Fun Center

* Bowlers listed must have a minimum of 1 games.

Match Points Won (Total for Year)

Name	Points		%Won	Avg	Gms	Name	Points		%Won	Avg	Gms
	Won	Lost					Won	Lost			
Rebecca L. McPherson	21.0	6.0	77.78%	179	45	Helen M. Bockerman	7.5	5.5	57.69%	118	36
Barb Farber	18.0	10.0	64.29%	151	57	Janet E. Anderson	6.0	2.0	75.00%	121	24
Allie E. Moore	17.0	3.0	85.00%	170	42	Eileen M. McLaughlin	6.0	8.0	42.86%	116	39
Jessica Keeten	16.0	3.0	84.21%	137	39	Bev Walton	6.0	7.0	46.15%	120	33
Nicole J. Mulroney	15.0	5.0	75.00%	165	39	Sandy L. Hauver	5.0	11.0	31.25%	75	39
Etha J. Griffin	13.0	5.0	72.22%	113	54	Dani Krotz	4.0	4.0	50.00%	158	18
Sue A. Janssen	13.0	8.0	61.90%	127	51	Beth A. Carr	4.0	3.0	57.14%	129	21
Linda K. Johnson	13.0	6.0	68.42%	123	57	DeAnn M. Brickner	4.0	7.0	36.36%	123	33
Emilie E. Adamson	12.0	8.0	60.00%	120	57	Jacqui Moore	3.0		100.00%	122	9
Jacque L. Slagle	12.0	7.0	63.16%	151	54	Lindsay L. McLaughlin	3.0	5.0	37.50%	128	24
Sheri J. Londer	12.0	6.0	66.67%	133	51	Michelle Shultheis	3.0	4.0	42.86%	139	18
Wanda M. Westphalen	11.0	5.0	68.75%	150	42	Kerry H. Smith	3.0	4.0	42.86%	93	21
Denae L. Washington	11.0	10.0	52.38%	150	51	Sue Isaac	3.0	1.0	75.00%	102	12
Gala Z. Sesna	11.0	7.0	61.11%	119	54	Angie C. Hauserman	1.0	2.0	33.33%	111	9
Karen L. Lopez	10.5	5.5	65.63%	129	42	Kira L. Hancock		2.0	0.00%	135	6
Tammie J. Runions	8.0	5.0	61.54%	138	33						

Pinette 2025-26

Big Apple Fun Center

* Bowlers listed must have a minimum of 1 games.

Change in Average

Name	-----Old-----		Old					---Average Change---			Weekly Over Avg
	Pins	Games	Avg	-1-	-2-	-3-	Total	New	Old	---> +/-	Series Avg +/-
Emilie E. Adamson	6503	54	120	145	108	102	355	120.32	- 120.43	= -0.11	355 - 360=-5
Janet E. Anderson	2533	21	120	130	148	115	393	121.92	- 120.62	= 1.30	393 - 360=33
Helen M. Bockerman	4251	36	118				0	118.08	- 118.08	= 0.00	
DeAnn M. Brickner	3626	30	bk120	132	138	179	449	123.48	- 120.87	= 2.62	449 - 360=89
Beth A. Carr	2291	18	127	126	138	166	430	129.57	- 127.28	= 2.29	430 - 381=49
Barb Farber	8161	54	151	168	138	159	465	151.33	- 151.13	= 0.20	465 - 453=12
Etha J. Griffin	5800	51	113	101	131	116	348	113.85	- 113.73	= 0.13	348 - 339=9
Kira L. Hancock	446	3	148	121	134	110	365	135.17	- 148.67	= -13.50	365 - 444=-79
Angie C. Hauserman	1002	9	bk111				0	111.33	- 111.33	= 0.00	
Sandy L. Hauver	2951	39	75	a55	a55	a55	165	75.67	- 75.67	= 0.00	
Sue Isaac	1233	12	102				0	102.75	- 102.75	= 0.00	
Sue A. Janssen	6136	48	127	128	142	112	382	127.80	- 127.83	= -0.03	382 - 381=1
Linda K. Johnson	6653	54	123	110	140	111	361	123.05	- 123.20	= -0.15	361 - 369=-8
Jessica Keeten	4906	36	136	196	143	109	448	137.28	- 136.28	= 1.00	448 - 408=40
Dani Krotz	2855	18	158				0	158.61	- 158.61	= 0.00	
Sheri J. Londer	6411	48	133	141	141	132	414	133.82	- 133.56	= 0.26	414 - 399=15
Karen L. Lopez	5046	39	129	151	123	115	389	129.40	- 129.38	= 0.02	389 - 387=2
Eileen M. McLaughlin	4527	39	116				0	116.08	- 116.08	= 0.00	
Lindsay L. McLaughlin	3090	24	128				0	128.75	- 128.75	= 0.00	
Rebecca L. McPherson	7470	42	bk177	202	223	178	603	179.40	- 177.86	= 1.54	603 - 531=72
Allie E. Moore	6619	39	169	179	185	178	542	170.50	- 169.72	= 0.78	542 - 507=35
Jacqui Moore	1099	9	122				0	122.11	- 122.11	= 0.00	
Nicole J. Mulroney	6455	39	bk165				0	165.51	- 165.51	= 0.00	
Tammie J. Runions	4171	30	139	127	122	145	394	138.33	- 139.03	= -0.70	394 - 417=-23
Gala Z. Sesna	6073	51	119	130	158	116	404	119.94	- 119.08	= 0.87	404 - 357=47
Michelle Shultheis	2511	18	139				0	139.50	- 139.50	= 0.00	
Jacquie L. Slagle	8156	54	151				0	151.04	- 151.04	= 0.00	
Kerry H. Smith	1954	21	93				0	93.05	- 93.05	= 0.00	
Bev Walton	3579	30	bk119	115	169	113	397	120.48	- 119.30	= 1.18	397 - 357=40
Denae L. Washington	7239	48	150	140	171	150	461	150.98	- 150.81	= 0.17	461 - 450=11
Wanda M. Westphalen	5808	39	bk148	136	180	178	494	150.05	- 148.92	= 1.12	494 - 444=50

Pinette 2025-26

Big Apple Fun Center

* Bowlers listed must have a minimum of 1 games.

High Average Listing

	<u>Name</u>	<u>True Average</u>	<u>Pins</u>	<u>Gms</u>	<u>To Raise Avg +1</u>	<u>To Drop Avg -1</u>
1	Rebecca L. McPherson	179.40	8073	45	567	518
2	Allie E. Moore	170.50	7161	42	534	488
3	Nicole J. Mulroney	165.51	6455	39	517	474
4	Dani Krotz	158.61	2855	18	484	462
5	Barb Farber	151.33	8626	57	494	433
6	Jacquie L. Slagle	151.04	8156	54	508	450
7	Denae L. Washington	150.98	7700	51	454	399
8	Wanda M. Westphalen	150.05	6302	42	493	447
9	Michelle Shultheis	139.50	2511	18	429	407
10	Tammie J. Runions	138.33	4565	33	439	402
11	Jessica Keeten	137.28	5354	39	442	399
12	Kira L. Hancock	135.17	811	6	413	403
13	Sheri J. Londer	133.82	6825	51	411	356
14	Beth A. Carr	129.57	2721	21	399	374
15	Karen L. Lopez	129.40	5435	42	415	369
16	Lindsay L. McLaughlin	128.75	3090	24	393	365
17	Sue A. Janssen	127.80	6518	51	394	339
18	DeAnn M. Brickner	123.48	4075	33	389	352
19	Linda K. Johnson	123.05	7014	57	426	365
20	Jacqui Moore	122.11	1099	9	377	364
21	Janet E. Anderson	121.92	2926	24	368	340
22	Bev Walton	120.48	3976	33	380	343
23	Emilie E. Adamson	120.32	6858	57	402	341
24	Gala Z. Sesna	119.94	6477	54	363	305
25	Helen M. Bockerman	118.08	4251	36	390	350
26	Eileen M. McLaughlin	116.08	4527	39	387	344
27	Etha J. Griffin	113.85	6148	54	350	292
28	Angie C. Hauserman	111.33	1002	9	342	329
29	Sue Isaac	102.75	1233	12	312	296
30	Kerry H. Smith	93.05	1954	21	302	277
31	Sandy L. Hauver	75.67	2951	39	241	198

Pinette 2025-26

Big Apple Fun Center

* Bowlers listed must have a minimum of 22 games.

Note: This report includes information through January 23 which is Week 19 of 31

Most Improved Averages

Name	True		Most Improved		Name	True		Most Improved	
	Average	Gms	Avg	+/-		Average	Gms	Avg	+/-
Gala Z. Sesna	119.94	54	111	+8.94	Etha J. Griffin	113.85	54	113	+0.85
Sue A. Janssen	127.80	51	123	+4.80	Sheri J. Londer	133.82	51	133	+0.82
Bev Walton	120.48	33	116	+4.48	Lindsay L. McLaughlin	128.75	24	128	+0.75
Emilie E. Adamson	120.32	57	116	+4.32	Linda K. Johnson	123.05	57	123	+0.05
Allie E. Moore	170.50	42	167	+3.50	DeAnn M. Brickner	123.48	33	124	-0.52
Rebecca L. McPherson	179.40	45	176	+3.40	Tammie J. Runions	138.33	33	139	-0.67
Jessica Keeten	137.28	39	135	+2.28	Barb Farber	151.33	57	153	-1.67
Helen M. Bockerman	118.08	36	116	+2.08	Denae L. Washington	150.98	51	153	-2.02
Jacque L. Slagle	151.04	54	149	+2.04	Sandy L. Hauver	75.67	39	78	-2.33
Janet E. Anderson	121.92	24	120	+1.92	Karen L. Lopez	129.40	42	132	-2.60
Nicole J. Mulroney	165.51	39	164	+1.51	Eileen M. McLaughlin	116.08	39	121	-4.92
Wanda M. Westphalen	150.05	42	149	+1.05					

Pinette 2025-26

Big Apple Fun Center

* Bowlers listed must have a minimum of 1 games.

Most Pins Over Average

Name	-----Old-----		Old					---Average Change---			Weekly Over Avg
	Pins	Games	Avg	-1-	-2-	-3-	Total	New - Old	---> +/-	Series Avg +/-	
DeAnn M. Brickner	3626	30	bk120	132	138	179	449	123.48 - 120.87	=	2.62	449 - 360=89
Rebecca L. McPherson	7470	42	bk177	202	223	178	603	179.40 - 177.86	=	1.54	603 - 531=72
Wanda M. Westphalen	5808	39	bk148	136	180	178	494	150.05 - 148.92	=	1.12	494 - 444=50
Beth A. Carr	2291	18	127	126	138	166	430	129.57 - 127.28	=	2.29	430 - 381=49
Gala Z. Sesna	6073	51	119	130	158	116	404	119.94 - 119.08	=	0.87	404 - 357=47
Jessica Keeten	4906	36	136	196	143	109	448	137.28 - 136.28	=	1.00	448 - 408=40
Bev Walton	3579	30	bk119	115	169	113	397	120.48 - 119.30	=	1.18	397 - 357=40
Allie E. Moore	6619	39	169	179	185	178	542	170.50 - 169.72	=	0.78	542 - 507=35
Janet E. Anderson	2533	21	120	130	148	115	393	121.92 - 120.62	=	1.30	393 - 360=33
Sheri J. Londer	6411	48	133	141	141	132	414	133.82 - 133.56	=	0.26	414 - 399=15
Barb Farber	8161	54	151	168	138	159	465	151.33 - 151.13	=	0.20	465 - 453=12
Denae L. Washington	7239	48	150	140	171	150	461	150.98 - 150.81	=	0.17	461 - 450=11
Etha J. Griffin	5800	51	113	101	131	116	348	113.85 - 113.73	=	0.13	348 - 339=9
Karen L. Lopez	5046	39	129	151	123	115	389	129.40 - 129.38	=	0.02	389 - 387=2
Sue A. Janssen	6136	48	127	128	142	112	382	127.80 - 127.83	=	-0.03	382 - 381=1
Emilie E. Adamson	6503	54	120	145	108	102	355	120.32 - 120.43	=	-0.11	355 - 360=-5
Linda K. Johnson	6653	54	123	110	140	111	361	123.05 - 123.20	=	-0.15	361 - 369=-8
Tammie J. Runions	4171	30	139	127	122	145	394	138.33 - 139.03	=	-0.70	394 - 417=-23
Kira L. Hancock	446	3	148	121	134	110	365	135.17 - 148.67	=	-13.50	365 - 444=-79

Pinette 2025-26

Big Apple Fun Center

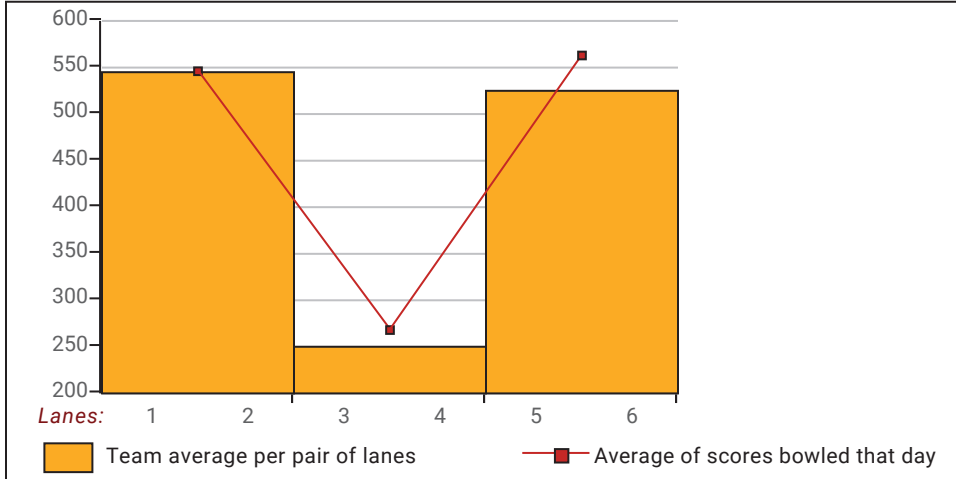
This report is for scores bowled January 23 which is Week 19 of 31

This Week's Statistics: Lefties vs Righties

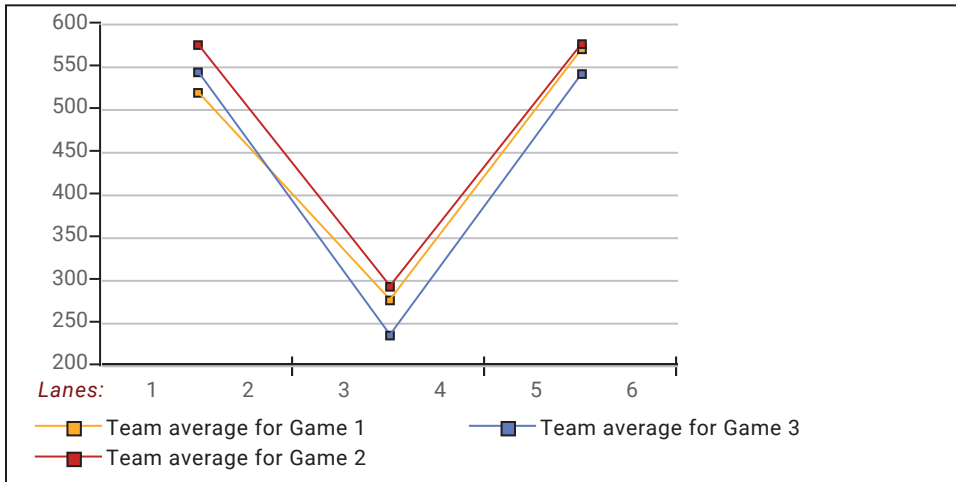
Unless designated left handed, bowlers are considered right handed.

	Over All	Right	Left
How many people bowled	19	19	0
Number of games bowled	57	57	0
Actual average of week's scores	142.00	142.00	0.00
How many games above average	33	33	0
How many games below average	23	23	0
Pins above/below average per game	6.84	6.84	0.00
How many people raised average	14	14	--
by this amount	0.96	0.96	0.00
How many people went down	5	5	--
by this amount	-2.90	-2.90	0.00
League average before bowling	135.67	135.67	0.00
League average after bowling	135.62	135.62	0.00
Change in league average	-0.05	-0.05	0.00
800s	--	--	--
775s	--	--	--
750s	--	--	--
725s	--	--	--
700s	--	--	--
675s	--	--	--
650s	--	--	--
625s	--	--	--
600s	1	1	--
575s	--	--	--
550s	--	--	--
525s	1	1	--
500s	--	--	--
475s	1	1	--
450s	2	2	--
425s	3	3	--
400s	2	2	--
below 400	9	9	--
300s	--	--	--
275s	--	--	--
250s	--	--	--
225s	--	--	--
200s	2	2	--
175s	8	8	--
150s	8	8	--
125s	22	22	--
100s	17	17	--
below 100	--	--	--

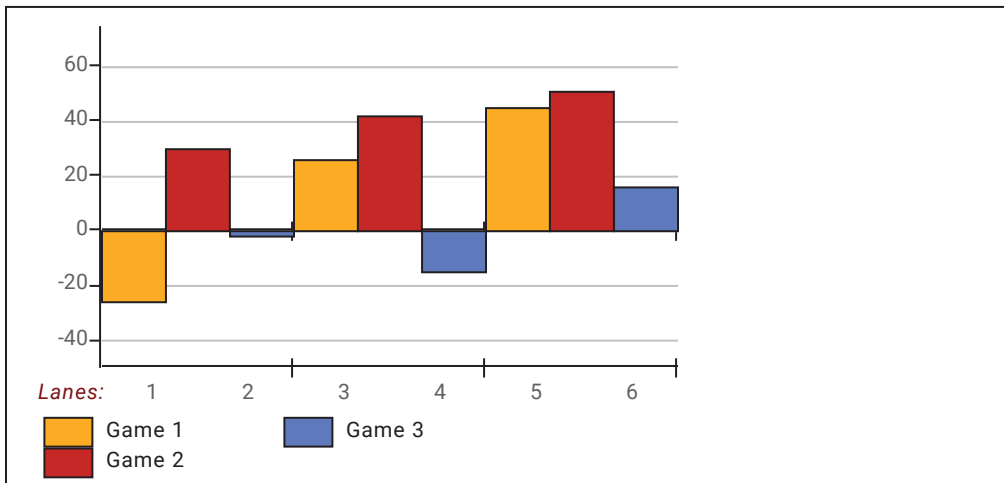
Team Average vs Avg of Scores



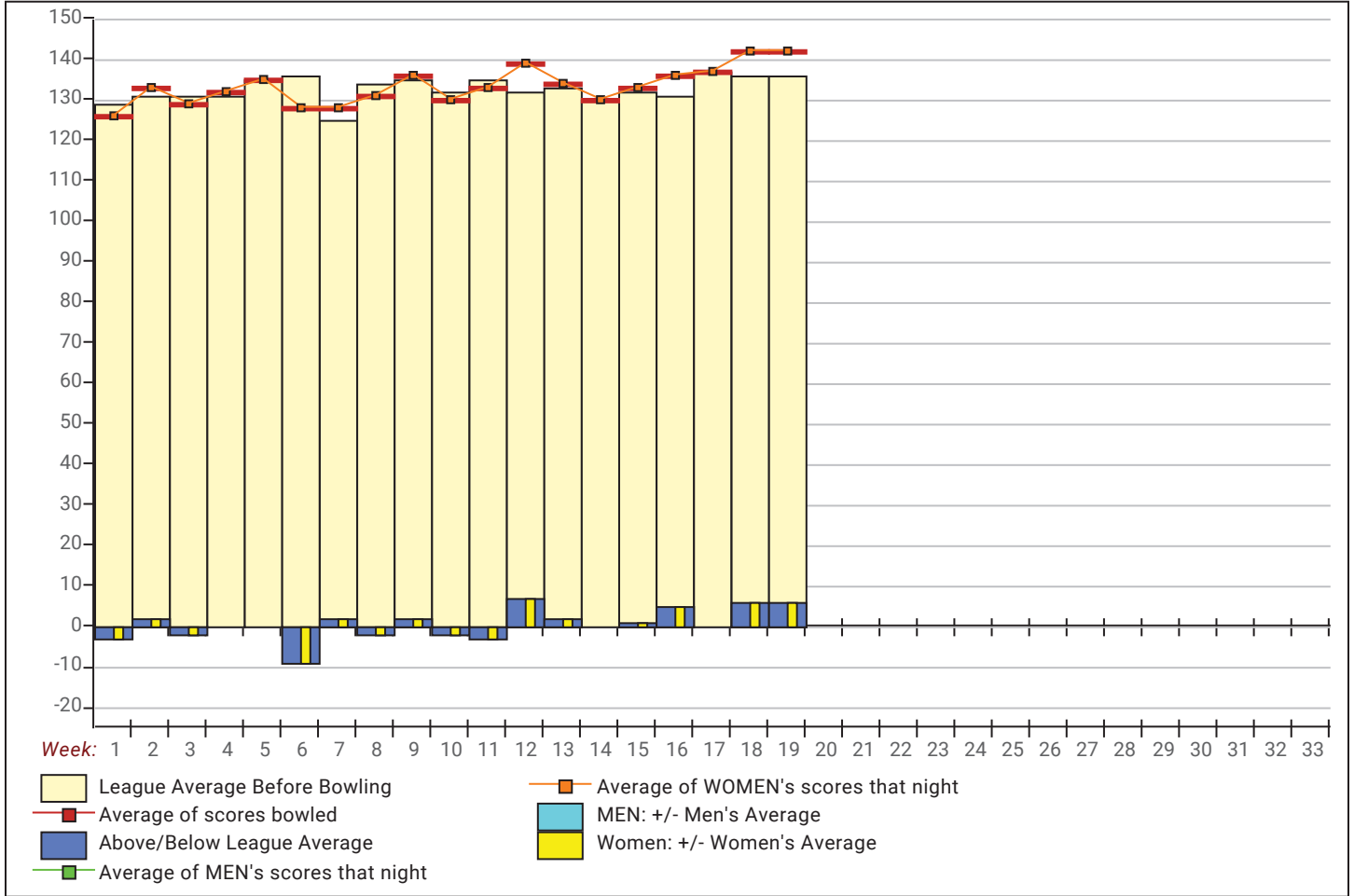
Average of Scores for Each Game



Amount Over/Under Team Average



League Average Week-by-Week



League Average Statistics for Last Week

	League	Right Hand	Left Hand
League Average Before Bowling	135.67	135.67	
Average of scores bowled that night	142.00	142.00	
New League Average After Bowling	135.62	135.62	
Change in League Average	-.05	-.05	
People Who Bowled Over Average	14	14	
People Who Bowled Under Average	5	5	
Average Amount of Series Over Avg	36.00	36.00	
Average Amount of Series Under Avg	-22.80	-22.80	
Difference Avg, NiteAvg	6.84	6.84	
Number of Bowlers	19	19	
Number of Games Bowled	57	57	
People Who Raised Their Average	14	14	
Raised By an Average of This Amount	.96	.96	
People Who Lowered Their Average	5	5	
Lowered By an Average of This Amou	-2.90	-2.90	
Number of Games Bowled Over Avera	33	33	
Number of Games Bowled Under Avera	23	23	

Note: Averages are based only on people who bowled.

Press Release -- 1/30/2026

1/23/2026 Week 19 of 31

Pinette 2025-26

Friday 6:30 pm

Big Apple Fun Center

Lanes 1 - 6

Team Standings

Place	Team Name	Avg p/gm	Points Won	Points Lost	Year-To-Date WON	Y-T-D LOST
1	Turner Body Shop	564	30	6	108½	62½
2	Dames of the Game	588	24	12	112½	58½
3	Pediatric Dental Specialists	492	18	18	92½	78½
4	Versatile Roofing	467	18	18	88½	82½
5	Hilton's Pin Buster	531	15	21	93	78
6	Bye Team		3	33	18	153

*** Although not shown, standings are determined by points only for the current split

Last Week's Top Scores

Scratch Game		Scratch Series		Handicap Game		Handicap Series	
223	Rebecca McPherson	603	Rebecca McPherson	253	Jessica Keeten	665	DeAnn Brickner
196	Jessica Keeten	542	Allie Moore	251	DeAnn Brickner	663	Rebecca McPherson
185	Allie Moore	494	Wanda Westphalen	243	Rebecca McPherson	632	Wanda Westphalen
180	Wanda Westphalen	465	Barb Farber	241	Bev Walton	625	Beth Carr
179	DeAnn Brickner	461	Denae Washington	231	Beth Carr	623	Allie Moore
171	Denae Washington	449	DeAnn Brickner	230	Gala Sesna	620	Gala Sesna
169	Bev Walton	448	Jessica Keeten	226	Wanda Westphalen	619	Jessica Keeten
168	Barb Farber	430	Beth Carr	220	Janet Anderson	613	Bev Walton
166	Beth Carr	414	Sheri Londer	217	Emilie Adamson	609	Janet Anderson
158	Gala Sesna	404	Gala Sesna	216	Denae Washington	597	Barb Farber

Local and Bowling Center Awards

Name	USBC ID Number	Award Average	Award Games	G1	G2	G3	Series	Award Score	Award Received
DeAnn M. Brickner	4132-1016 USBC	120	30	132	138	179	449	449	400 Series (Local Assoc. Awards)
	4132-1016 USBC	120	30	132	138	179	449	179	175 Game (Local Assoc. Awards)
Jessica Keeten	9891-710 USBC	136	36	196	143	109	448	196	175 Game (Local Assoc. Awards)
Gala Z. Sesna	4132-360 USBC	119	51	130	158	116	404	404	400 Series (Local Assoc. Awards)
	4132-360 USBC	119	51	130	158	116	404	158	150 Game (Local Assoc. Awards)
Bev Walton	4132-1 USBC	119	30	115	169	113	397	169	150 Game (Local Assoc. Awards)