

Pinette 2025-26

Friday 6:30 pm

Lanes 1 - 6

Big Apple Fun Center

President: Sue Janssen (308)627-5609
 Vice President: Bev Walton (308)234-3987
 Secretary/Treasurer: Rebecca McPherson (402)984-0342

Team Standings

Place	#	Team Name	Points Won	Points Lost	%Won	Pins + HDCP	Scratch Pins	Avg p/gm	High Game	High Sers	HDCP Game	HDCP Sers
1	4	Dames of the Game	88½	46½	65.6	34881	26305	584	690	1946	855	2441
2	3	Turner Body Shop	78½	56½	58.1	34743	25176	559	653	1867	846	2425
3	5	Hilton's Pin Buster	78	57	57.8	34622	23804	528	630	1768	866	2446
4	2	Pediatric Dental Specialists	74½	60½	55.2	34287	22134	491	552	1608	821	2400
5	1	Versatile Roofing	70½	64½	52.2	34412	21011	466	557	1547	865	2441
6	6	Bye Team	15	120		0	0		0	0	0	0

Review of Last Week's Bowling.....

Lanes	Team Name	HDCP -1-	HDCP -2-	HDCP -3-	HDCP Total	Last Wk WON	Team Name	HDCP -1-	HDCP -2-	HDCP -3-	HDCP Total	Last Wk WON
1-2	Dames of the Game	760	757	741	2258	3½	<---> Turner Body Shop	768	783	725	2276	5½
3-4	Hilton's Pin Buster	763	866	796	2425	6	<---> Versatile Roofing	833	794	766	2393	3
5-6	Pediatric Dental Speci	751	760	736	2247	8	<---> Bye Team	0	0	0	0	1

Lane Assignments

	1-2	3-4	5-6
Wk16 12/19	3- 6	2- 4	5- 1
HD2 12/26 🇺🇸	Christmas Break No bowling		
HD3 01/02 🇺🇸	New Years Break No bowling		
Wk17 01/09	5- 4	6- 1	2- 3
Wk18 01/16	2- 1	4- 3	6- 5

Last Week's Top Scores

Team Scratch Game		Team Scratch Series		Team Handicap Game		Team Handicap Series	
630	Hilton's Pin Buster	1721	Turner Body Shop	866	Hilton's Pin Buster	2425	Hilton's Pin Buster
598	Turner Body Shop	1717	Hilton's Pin Buster	833	Versatile Roofing	2393	Versatile Roofing
543	Dames of the Game	1607	Dames of the Game	783	Turner Body Shop	2276	Turner Body Shop
529	Versatile Roofing	1481	Versatile Roofing	760	Pediatric Dental Specialist	2258	Dames of the Gam
490	Pediatric Dental Specialist	1437	Pediatric Dental Specialist	760	Dames of the Game	2247	Pediatric Dental Sp
Scratch Game		Scratch Series		Handicap Game		Handicap Series	
212	Tammie Runions	546	Barb Farber	266	Tammie Runions	681	Barb Farber
197	Barb Farber	521	Rebecca McPherson	244	Gala Sesna	654	Gala Sesna
193	Rebecca McPherson	478	Tammie Runions	242	Barb Farber	640	Tammie Runions
167	Nicole Mulrone	464	Nicole Mulrone	219	Jessica Keeten	599	Sue Janssen
167	Gala Sesna	463	Jacquie Slagle	217	DeAnn Brickner	598	Etha Griffin
165	Wanda Westphalen	455	Denae Washington	216	Etha Griffin	598	Jacquie Slagle
162	Jessica Keeten	427	Wanda Westphalen	215	Rebecca McPherson	596	Linda Johnson
162	Denae Washington	423	Gala Sesna	214	Sue Janssen	596	DeAnn Brickner
161	Jacquie Slagle	405	Jessica Keeten	210	Wanda Westphalen	590	Denae Washington
149	DeAnn Brickner	395	Sue Janssen	207	Denae Washington	587	Rebecca McPherson

Season High Scores

Team Scratch Game		Team Scratch Series		Team Handicap Game		Team Handicap Series	
690	Dames of the Game	1946	Dames of the Game	866	Hilton's Pin Buster	2446	Hilton's Pin Buster
653	Turner Body Shop	1867	Turner Body Shop	865	Versatile Roofing	2441	Versatile Roofing
630	Hilton's Pin Buster	1768	Hilton's Pin Buster	855	Dames of the Game	2441	Dames of the Gam
557	Versatile Roofing	1608	Pediatric Dental Specialist	846	Turner Body Shop	2425	Turner Body Shop
552	Pediatric Dental Specialist	1547	Versatile Roofing	821	Pediatric Dental Specialist	2400	Pediatric Dental Sp

Season High Scores - Continued

Scratch Game		Scratch Series		Handicap Game		Handicap Series	
237	Rebecca McPherson	605	Rebecca McPherson	266	Tammie Runions	681	Barb Farber
235	Allie Moore	547	Nicole Mulroney	264	Allie Moore	680	Rebecca McPherson
213	Dani Krotz	546	Barb Farber	262	Rebecca McPherson	671	Bev Walton
212	Tammie Runions	532	Dani Krotz	253	Denae Washington	669	Denae Washington
207	Barb Farber	530	Allie Moore	249	Barb Farber	659	Gala Sesna
206	Denae Washington	528	Denae Washington	247	Dani Krotz	655	Janet Anderson
201	Nicole Mulroney	511	Wanda Westphalen	244	Wanda Westphalen	652	Wanda Westphalen
192	Wanda Westphalen	493	Jacquie Slagle	244	Gala Sesna	645	Emilie Adamson
182	Jacquie Slagle	478	Tammie Runions	240	Emilie Adamson	643	Eileen McLaughlin
176	Jessica Keeten	461	Michelle Shultheis	239	Helen Bockerman	642	Helen Bockerman

Team Rosters

1 - Versatile Roofing

Name	Avg	HDCP	Pins	Gms	Points Won	High Game	High Sers	HDCP Game	HDCP Sers	0's	100's	200's	0's	400's	500's
Sandy L. Hauver	76	111	2538	33	5.0	127	279	236	606	31	2	--	11	--	--
Sue Isaac	102	88	1233	12	3.0	116	323	205	590	5	7	--	4	--	--
Gala Z. Sesna	116	75	4887	42	8.0	167	423	244	659	9	33	--	11	3	--
Emilie E. Adamson	118	73	5347	45	10.0	166	423	240	645	4	41	--	12	3	--
Barb Farber	151	44	6832	45	15.0	207	546	249	681	--	42	3	3	9	3

2 - Pediatric Dental Specialists

Name	Avg	HDCP	Pins	Gms	Points Won	High Game	High Sers	HDCP Game	HDCP Sers	0's	100's	200's	0's	400's	500's
Etha J. Griffin	113	78	4766	42	10.0	151	399	222	612	7	35	--	14	--	--
Eileen M. McLaughlin	115	76	4158	36	5.0	157	415	233	643	3	33	--	10	2	--
Bev Walton	120	72	2885	24	5.0	160	446	235	671	3	21	--	6	2	--
Sheri J. Londer	132	61	5177	39	9.0	161	441	221	621	2	37	--	6	7	--
Jessica Keeten	136	57	4497	33	13.0	176	434	235	617	--	33	--	2	9	--

3 - Turner Body Shop

Name	Avg	HDCP	Pins	Gms	Points Won	High Game	High Sers	HDCP Game	HDCP Sers	0's	100's	200's	0's	400's	500's
Kerry H. Smith	93	96	1954	21	3.0	124	317	223	614	13	8	--	7	--	--
Beth A. Carr	123	69	1484	12	1.0	154	411	216	597	1	11	--	3	1	--
Karen L. Lopez	128	64	4643	36	8.5	169	455	227	629	1	35	--	9	3	--
Jacquie L. Slagle	150	45	6750	45	8.0	182	493	224	634	--	45	--	--	15	--
Wanda M. Westphalen	150	45	4953	33	8.0	192	511	244	652	--	33	--	1	9	1
Nicole J. Mulroney	163	33	5392	33	12.0	201	547	232	631	--	30	3	--	7	4

4 - Dames of the Game

Name	Avg	HDCP	Pins	Gms	Points Won	High Game	High Sers	HDCP Game	HDCP Sers	0's	100's	200's	0's	400's	500's
Helen M. Bockerman	118	73	3543	30	6.5	164	417	239	642	8	22	--	9	1	--
Janet E. Anderson	119	72	2155	18	5.0	156	427	232	655	1	17	--	5	1	--
DeAnn M. Brickner	124	68	2996	24	3.0	161	392	224	598	2	22	--	8	--	--
Michelle Shultheis	139	54	2096	15	3.0	165	461	220	626	--	15	--	2	3	--
Allie E. Moore	168	28	5554	33	13.0	235	530	264	623	--	30	3	--	4	7
Rebecca L. McPherson	175	22	5781	33	15.0	237	605	262	680	--	27	6	--	2	8

5 - Hilton's Pin Buster

Name	Avg	HDCP	Pins	Gms	Points Won	High Game	High Sers	HDCP Game	HDCP Sers	0's	100's	200's	0's	400's	500's
Linda K. Johnson	123	69	5568	45	10.0	157	407	227	614	6	39	--	13	2	--
Sue A. Janssen	124	68	4871	39	10.0	166	409	233	616	--	39	--	11	2	--
Tammie J. Runions	141	53	3406	24	7.0	212	478	266	640	--	23	1	1	7	--
Denae L. Washington	150	45	5856	39	10.0	206	528	253	669	--	38	1	2	10	1

6 - Bye Team

Temporary Substitutes

<u>Name</u>	<u>Avg</u>	<u>HDCP</u>	<u>Pins</u>	<u>Gms</u>	<u>Points Won</u>	<u>High Game</u>	<u>High Sers</u>	<u>HDCP Game</u>	<u>HDCP Sers</u>	<u>0's</u>	<u>100's</u>	<u>200's</u>	<u>0's</u>	<u>400's</u>	<u>500's</u>
Angie C. Hauserman	bk112	79	315	3		126	315	205	552	1	2	--	1	--	--
Dani Krotz	158	37	2855	18	4.0	213	532	247	634	--	17	1	--	5	1
Lindsay L. McLaughlin	128	64	2695	21	2.0	162	423	216	605	--	21	--	4	3	--
Jacqui Moore	122	70	1099	9	3.0	153	386	226	625	1	8	--	3	--	--

High Individual Match Points

15 Barb Farber	15 Rebecca McPherson	13 Allie Moore	13 Jessica Keeten
12 Nicole Mulroney	10 Emilie Adamson	10 Etha Griffin	10 Sue Janssen
10 Linda Johnson	10 Denae Washington	9 Sheri Londer	8.5 Karen Lopez

Individual High Averages

175.18 Rebecca McPherson	168.30 Allie Moore	163.39 Nicole Mulroney	151.82 Barb Farber
150.15 Denae Washington	150.09 Wanda Westphalen	150.00 Jacquie Slagle	141.92 Tammie Runions
136.27 Jessica Keeten	132.74 Sheri Londer	128.97 Karen Lopez	128.33 Lindsay McLaughlin

Most Improved Average

111 to 116.36 = +5.36 Gala Sesna	116 to 120.21 = +4.21 Bev Walton	139 to 141.92 = +2.92 Tammie Runions
116 to 118.82 = +2.82 Emilie Adamson	116 to 118.10 = +2.10 Helen Bockerman	123 to 124.90 = +1.90 Sue Janssen

Most Un-Improved Averages

121 to 115.50 = -5.50 Eileen McLaughlin	132 to 128.97 = -3.03 Karen Lopez	153 to 150.15 = -2.85 Denae Washingto
153 to 151.82 = -1.18 Barb Farber	78 to 76.91 = -1.09 Sandy Hauver	176 to 175.18 = -0.82 Rebecca McPhers

Pinette 2025-26

Big Apple Fun Center

Reprint of Scores -- Week 15

Lane 1 4 - Dames of the Game Week 15 12/12/2025

Name	Old Avg	Old HDCP	-1-	-2-	-3-	Total	HDCP Total
Helen M. Bockerman	118	73	127	119	91	337	556
DeAnn M. Brickner	bk124	68	149	122	121	392	596
Michelle Shultheis	139	54	a119	a119	a119	357	519
Rebecca L. McPherson	bk175	22	148	180	193	521	587
			====	====	====	====	====
Scratch Total			543	540	524	1607	1607
Handicap			217	217	217		651
Total			760	757	741	1607	2258
Team Points Won			0.0	0.0	1.0	1.0	1.0
Match Points Won			0.0	0.0	0.0	2.5	2.5
Total Points Won			0.0	0.0	1.0	3.5	3.5

Lane 2 3 - Turner Body Shop Week 15 12/12/2025

Name	Old Avg	Old HDCP	-1-	-2-	-3-	Total	HDCP Total
Karen L. Lopez	129	63	131	133	103	367	556
Jacquie L. Slagle	149	45	161	158	144	463	598
Wanda M. Westphalen	bk150	45	136	165	126	427	562
Nicole J. Mulroney	bk164	32	155	142	167	464	560
			====	====	====	====	====
Scratch Total			583	598	540	1721	1721
Handicap			185	185	185		555
Total			768	783	725	1721	2276
Team Points Won			1.0	1.0	0.0	3.0	3.0
Match Points Won			0.0	0.0	0.0	2.5	2.5
Total Points Won			1.0	1.0	0.0	5.5	5.5

Lane 3 5 - Hilton's Pin Buster Week 15 12/12/2025

Name	Old Avg	Old HDCP	-1-	-2-	-3-	Total	HDCP Total
Linda K. Johnson	123	69	126	133	130	389	596
Sue A. Janssen	124	68	123	146	126	395	599
Tammie J. Runions	139	54	116	212	150	478	640
Denae L. Washington	150	45	162	139	154	455	590
			====	====	====	====	====
Scratch Total			527	630	560	1717	1717
Handicap			236	236	236		708
Total			763	866	796	1717	2425
Team Points Won			0.0	1.0	1.0	3.0	3.0
Match Points Won			0.0	0.0	0.0	3.0	3.0
Total Points Won			0.0	1.0	1.0	6.0	6.0

Lane 4 1 - Versatile Roofing Week 15 12/12/2025

Name	Old Avg	Old HDCP	-1-	-2-	-3-	Total	HDCP Total
Sandy L. Hauver	77	110	63	80	62	205	535
Gala Z. Sesna	114	77	167	134	122	423	654
Emilie E. Adamson	120	72	102	119	86	307	523
Barb Farber	149	45	197	157	192	546	681
			====	====	====	====	====
Scratch Total			529	490	462	1481	1481
Handicap			304	304	304		912
Total			833	794	766	1481	2393
Team Points Won			1.0	0.0	0.0	1.0	1.0
Match Points Won			0.0	0.0	0.0	2.0	2.0
Total Points Won			1.0	0.0	0.0	3.0	3.0

Lane 5 2 - Pediatric Dental Specialists Week 15 12/12/2025

Name	Old Avg	Old HDCP	-1-	-2-	-3-	Total	HDCP Total
Etha J. Griffin	112	79	137	127	97	361	598
Eileen M. McLaughlin	116	75	87	120	119	326	551
Sheri J. Londer	134	59	95	117	133	345	522
Jessica Keeten	136	57	162	126	117	405	576
			====	====	====	====	====
Scratch Total			481	490	466	1437	1437
Handicap			270	270	270		810
Total			751	760	736	1437	2247
Team Points Won			1.0	1.0	1.0	4.0	4.0
Match Points Won			0.0	0.0	0.0	4.0	4.0
Total Points Won			1.0	1.0	1.0	8.0	8.0

Lane 6 6 - Bye Team Week 15 12/12/2025

Name	Old Avg	Old HDCP	-1-	-2-	-3-	Total	HDCP Total
No one bowled							

Pinette 2025-26

Big Apple Fun Center

Note: This report includes information through December 12 which is Week 15 of 31

Match Points Won (This Week) -- Week 15

Lane 1 4 - Dames of the Game Week 15 12/12/2025

Name	Last Wk Won	Last Wk Lost	HDCP -1-	HDCP -2-	HDCP -3-	HDCP Total
Helen M. Bockerman	0.5	0.5	200	192	164	556
DeAnn M. Brickner		1.0	217	190	189	596
Michelle Shultheis		1.0	173	173	173	519
Rebecca L. McPherson	2.0		170	202	215	587
=====						
Scratch Total			543	540	524	1607
Handicap			217	217	217	651
Total			760	757	741	2258
Team Points Won			0.0	0.0	1.0	1.0
Match Points Won			0.0	0.0	0.0	2.5
Total Points Won			0.0	0.0	1.0	3.5

Lane 2 3 - Turner Body Shop Week 15 12/12/2025

Name	Last Wk Won	Last Wk Lost	HDCP -1-	HDCP -2-	HDCP -3-	HDCP Total
Karen L. Lopez	0.5	0.5	194	196	166	556
Jacque L. Slagle	1.0		206	203	189	598
Wanda M. Westphalen	1.0		181	210	171	562
Nicole J. Mulroney		1.0	187	174	199	560
=====						
Scratch Total			583	598	540	1721
Handicap			185	185	185	555
Total			768	783	725	2276
Team Points Won			1.0	1.0	0.0	3.0
Match Points Won			0.0	0.0	0.0	2.5
Total Points Won			1.0	1.0	0.0	5.5

Lane 3 5 - Hilton's Pin Buster Week 15 12/12/2025

Name	Last Wk Won	Last Wk Lost	HDCP -1-	HDCP -2-	HDCP -3-	HDCP Total
Linda K. Johnson	1.0		195	202	199	596
Sue A. Janssen		1.0	191	214	194	599
Tammie J. Runions	2.0		170	266	204	640
Denae L. Washington		1.0	207	184	199	590
=====						
Scratch Total			527	630	560	1717
Handicap			236	236	236	708
Total			763	866	796	2425
Team Points Won			0.0	1.0	1.0	3.0
Match Points Won			0.0	0.0	0.0	3.0
Total Points Won			0.0	1.0	1.0	6.0

Lane 4 1 - Versatile Roofing Week 15 12/12/2025

Name	Last Wk Won	Last Wk Lost	HDCP -1-	HDCP -2-	HDCP -3-	HDCP Total
Sandy L. Hauver		1.0	173	190	172	535
Gala Z. Sesna	1.0		244	211	199	654
Emilie E. Adamson		1.0	174	191	158	523
Barb Farber	1.0		242	202	237	681
=====						
Scratch Total			529	490	462	1481
Handicap			304	304	304	912
Total			833	794	766	2393
Team Points Won			1.0	0.0	0.0	1.0
Match Points Won			0.0	0.0	0.0	2.0
Total Points Won			1.0	0.0	0.0	3.0

Lane 5 2 - Pediatric Dental Specialists Week 15 12/12/2025

Name	Last Wk Won	Last Wk Lost	HDCP -1-	HDCP -2-	HDCP -3-	HDCP Total
Etha J. Griffin	1.0		216	206	176	598
Eileen M. McLaughlin	1.0		162	195	194	551
Sheri J. Londer		1.0	154	176	192	522
Jessica Keeten	2.0		219	183	174	576
=====						
Scratch Total			481	490	466	1437
Handicap			270	270	270	810
Total			751	760	736	2247
Team Points Won			1.0	1.0	1.0	4.0
Match Points Won			0.0	0.0	0.0	4.0
Total Points Won			1.0	1.0	1.0	8.0

Lane 6 6 - Bye Team Week 15 12/12/2025

Name	Last Wk Won	Last Wk Lost	HDCP -1-	HDCP -2-	HDCP -3-	HDCP Total
No one bowled						

Pinette 2025-26

Big Apple Fun Center

* Bowlers listed must have a minimum of 1 games.

Match Points Won (Total for Year)

Name	Points		%Won	Avg	Gms	Name	Points		%Won	Avg	Gms
	Won	Lost					Won	Lost			
Barb Farber	15.0	7.0	68.18%	151	45	Tammie J. Runions	7.0	3.0	70.00%	141	24
Rebecca L. McPherson	15.0	5.0	75.00%	175	33	Helen M. Bockerman	6.5	4.5	59.09%	118	30
Allie E. Moore	13.0	3.0	81.25%	168	33	Janet E. Anderson	5.0	1.0	83.33%	119	18
Jessica Keeten	13.0	3.0	81.25%	136	33	Eileen M. McLaughlin	5.0	7.0	41.67%	115	36
Nicole J. Mulrone	12.0	5.0	70.59%	163	33	Bev Walton	5.0	5.0	50.00%	120	24
Emilie E. Adamson	10.0	6.0	62.50%	118	45	Sandy L. Hauver	5.0	7.0	41.67%	76	33
Etha J. Griffin	10.0	4.0	71.43%	113	42	Dani Krotz	4.0	4.0	50.00%	158	18
Sue A. Janssen	10.0	6.0	62.50%	124	39	Jacqui Moore	3.0		100.00%	122	9
Linda K. Johnson	10.0	5.0	66.67%	123	45	Michelle Shultheis	3.0	3.0	50.00%	139	15
Denae L. Washington	10.0	7.0	58.82%	150	39	Kerry H. Smith	3.0	4.0	42.86%	93	21
Sheri J. Londer	9.0	4.0	69.23%	132	39	DeAnn M. Brickner	3.0	5.0	37.50%	124	24
Karen L. Lopez	8.5	4.5	65.38%	128	36	Sue Isaac	3.0	1.0	75.00%	102	12
Wanda M. Westphalen	8.0	4.0	66.67%	150	33	Lindsay L. McLaughlin	2.0	5.0	28.57%	128	21
Gala Z. Sesna	8.0	6.0	57.14%	116	42	Beth A. Carr	1.0	3.0	25.00%	123	12
Jacquie L. Slagle	8.0	7.0	53.33%	150	45	Angie C. Hauserman		1.0	0.00%	bk112	3

Pinette 2025-26

Big Apple Fun Center

* Bowlers listed must have a minimum of 1 games.

Change in Average

Name	-----Old-----		Old					---Average Change---			Weekly Over Avg
	Pins	Games	Avg	-1-	-2-	-3-	Total	New	Old	---> +/-	Series Avg +/-
Emilie E. Adamson	5040	42	120	102	119	86	307	118.82	- 120.00	= -1.18	307 - 360=-53
Janet E. Anderson	2155	18	119				0	119.72	- 119.72	= 0.00	
Helen M. Bockerman	3206	27	118	127	119	91	337	118.10	- 118.74	= -0.64	337 - 354=-17
DeAnn M. Brickner	2604	21	bk124	149	122	121	392	124.83	- 124.00	= 0.83	392 - 372=20
Beth A. Carr	1484	12	123				0	123.67	- 123.67	= 0.00	
Barb Farber	6286	42	149	197	157	192	546	151.82	- 149.67	= 2.16	546 - 447=99
Etha J. Griffin	4405	39	112	137	127	97	361	113.48	- 112.95	= 0.53	361 - 336=25
Angie C. Hauserman	315	3	bk112				0	105.00	- 105.00	= 0.00	
Sandy L. Hauver	2333	30	77	63	80	62	205	76.91	- 77.77	= -0.86	205 - 231=-26
Sue Isaac	1233	12	102				0	102.75	- 102.75	= 0.00	
Sue A. Janssen	4476	36	124	123	146	126	395	124.90	- 124.33	= 0.56	395 - 372=23
Linda K. Johnson	5179	42	123	126	133	130	389	123.73	- 123.31	= 0.42	389 - 369=20
Jessica Keeten	4092	30	136	162	126	117	405	136.27	- 136.40	= -0.13	405 - 408=-3
Dani Krotz	2855	18	158				0	158.61	- 158.61	= 0.00	
Sheri J. Londer	4832	36	134	95	117	133	345	132.74	- 134.22	= -1.48	345 - 402=-57
Karen L. Lopez	4276	33	129	131	133	103	367	128.97	- 129.58	= -0.60	367 - 387=-20
Eileen M. McLaughlin	3832	33	116	87	120	119	326	115.50	- 116.12	= -0.62	326 - 348=-22
Lindsay L. McLaughlin	2695	21	128				0	128.33	- 128.33	= 0.00	
Rebecca L. McPherson	5260	30	bk175	148	180	193	521	175.18	- 175.33	= -0.15	521 - 525=-4
Allie E. Moore	5554	33	168				0	168.30	- 168.30	= 0.00	
Jacqui Moore	1099	9	122				0	122.11	- 122.11	= 0.00	
Nicole J. Mulrone	4928	30	bk164	155	142	167	464	163.39	- 164.27	= -0.87	464 - 492=-28
Tammie J. Runions	2928	21	139	116	212	150	478	141.92	- 139.43	= 2.49	478 - 417=61
Gala Z. Sesna	4464	39	114	167	134	122	423	116.36	- 114.46	= 1.90	423 - 342=81
Michelle Shultheis	2096	15	139	a119	a119	a119	357	139.73	- 139.73	= 0.00	
Jacque L. Slagle	6287	42	149	161	158	144	463	150.00	- 149.69	= 0.31	463 - 447=16
Kerry H. Smith	1954	21	93				0	93.05	- 93.05	= 0.00	
Bev Walton	2885	24	bk120				0	120.21	- 120.21	= 0.00	
Denae L. Washington	5401	36	150	162	139	154	455	150.15	- 150.03	= 0.13	455 - 450=5
Wanda M. Westphalen	4526	30	bk150	136	165	126	427	150.09	- 150.87	= -0.78	427 - 450=-23

Pinette 2025-26

Big Apple Fun Center

* Bowlers listed must have a minimum of 1 games.

High Average Listing

	<u>Name</u>	<u>True Average</u>	<u>Pins</u>	<u>Gms</u>	<u>To Raise Avg +1</u>	<u>To Drop Avg -1</u>
1	Rebecca L. McPherson	175.18	5781	33	555	518
2	Allie E. Moore	168.30	5554	33	530	493
3	Nicole J. Mulroney	163.39	5392	33	512	475
4	Dani Krotz	158.61	2855	18	484	462
5	Barb Farber	151.82	6832	45	464	415
6	Denae L. Washington	150.15	5856	39	486	443
7	Wanda M. Westphalen	150.09	4953	33	483	446
8	Jacquie L. Slagle	150.00	6750	45	498	449
9	Tammie J. Runions	141.92	3406	24	428	400
10	Michelle Shultheis	139.73	2096	15	424	405
11	Jessica Keeten	136.27	4497	33	435	398
12	Sheri J. Londer	132.74	5177	39	409	366
13	Karen L. Lopez	128.97	4643	36	388	348
14	Lindsay L. McLaughlin	128.33	2695	21	401	376
15	Sue A. Janssen	124.90	4871	39	379	336
16	DeAnn M. Brickner	124.83	2996	24	379	351
17	Linda K. Johnson	123.73	5568	45	384	335
18	Beth A. Carr	123.67	1484	12	376	360
19	Jacqui Moore	122.11	1099	9	377	364
20	Bev Walton	120.21	2885	24	382	354
21	Janet E. Anderson	119.72	2155	18	365	343
22	Emilie E. Adamson	118.82	5347	45	365	316
23	Helen M. Bockerman	118.10	3543	30	384	350
24	Gala Z. Sesna	116.36	4887	42	378	332
25	Eileen M. McLaughlin	115.50	4158	36	366	326
26	Etha J. Griffin	113.48	4766	42	364	318
27	Angie C. Hauserman	105.00	315	3	321	314
28	Sue Isaac	102.75	1233	12	312	296
29	Kerry H. Smith	93.05	1954	21	302	277
30	Sandy L. Hauver	76.91	2538	33	234	197

Pinette 2025-26

Big Apple Fun Center

* Bowlers listed must have a minimum of 22 games.

Note: This report includes information through December 12 which is Week 15 of 31

Most Improved Averages

Name	True		Most Improved		Name	True		Most Improved	
	Average	Gms	Avg	+/-		Average	Gms	Avg	+/-
Gala Z. Sesna	116.36	42	111	+5.36	Linda K. Johnson	123.73	45	123	+0.73
Bev Walton	120.21	24	116	+4.21	Etha J. Griffin	113.48	42	113	+0.48
Tammie J. Runions	141.92	24	139	+2.92	Sheri J. Londer	132.74	39	133	-0.26
Emilie E. Adamson	118.82	45	116	+2.82	Nicole J. Mulroney	163.39	33	164	-0.61
Helen M. Bockerman	118.10	30	116	+2.10	Rebecca L. McPherson	175.18	33	176	-0.82
Sue A. Janssen	124.90	39	123	+1.90	Sandy L. Hauver	76.91	33	78	-1.09
Allie E. Moore	168.30	33	167	+1.30	Barb Farber	151.82	45	153	-1.18
Jessica Keeten	136.27	33	135	+1.27	Denae L. Washington	150.15	39	153	-2.85
Wanda M. Westphalen	150.09	33	149	+1.09	Karen L. Lopez	128.97	36	132	-3.03
Jacque L. Slagle	150.00	45	149	+1.00	Eileen M. McLaughlin	115.50	36	121	-5.50
DeAnn M. Brickner	124.83	24	124	+0.83					

Pinette 2025-26

Big Apple Fun Center

* Bowlers listed must have a minimum of 1 games.

Most Pins Over Average

Name	-----Old-----		Old					---Average Change---			Weekly Over Avg
	Pins	Games	Avg	-1-	-2-	-3-	Total	New - Old	---> +/-	Series Avg +/-	
Barb Farber	6286	42	149	197	157	192	546	151.82 - 149.67	= 2.16	546 - 447=99	
Gala Z. Sesna	4464	39	114	167	134	122	423	116.36 - 114.46	= 1.90	423 - 342=81	
Tammie J. Runions	2928	21	139	116	212	150	478	141.92 - 139.43	= 2.49	478 - 417=61	
Etha J. Griffin	4405	39	112	137	127	97	361	113.48 - 112.95	= 0.53	361 - 336=25	
Sue A. Janssen	4476	36	124	123	146	126	395	124.90 - 124.33	= 0.56	395 - 372=23	
Linda K. Johnson	5179	42	123	126	133	130	389	123.73 - 123.31	= 0.42	389 - 369=20	
DeAnn M. Brickner	2604	21	bk124	149	122	121	392	124.83 - 124.00	= 0.83	392 - 372=20	
Jacquie L. Slagle	6287	42	149	161	158	144	463	150.00 - 149.69	= 0.31	463 - 447=16	
Denae L. Washington	5401	36	150	162	139	154	455	150.15 - 150.03	= 0.13	455 - 450=5	
Jessica Keeten	4092	30	136	162	126	117	405	136.27 - 136.40	= -0.13	405 - 408=-3	
Rebecca L. McPherson	5260	30	bk175	148	180	193	521	175.18 - 175.33	= -0.15	521 - 525=-4	
Helen M. Bockerman	3206	27	118	127	119	91	337	118.10 - 118.74	= -0.64	337 - 354=-17	
Karen L. Lopez	4276	33	129	131	133	103	367	128.97 - 129.58	= -0.60	367 - 387=-20	
Eileen M. McLaughlin	3832	33	116	87	120	119	326	115.50 - 116.12	= -0.62	326 - 348=-22	
Wanda M. Westphalen	4526	30	bk150	136	165	126	427	150.09 - 150.87	= -0.78	427 - 450=-23	
Sandy L. Hauver	2333	30	77	63	80	62	205	76.91 - 77.77	= -0.86	205 - 231=-26	
Nicole J. Mulrone	4928	30	bk164	155	142	167	464	163.39 - 164.27	= -0.87	464 - 492=-28	
Emilie E. Adamson	5040	42	120	102	119	86	307	118.82 - 120.00	= -1.18	307 - 360=-53	
Sheri J. Londer	4832	36	134	95	117	133	345	132.74 - 134.22	= -1.48	345 - 402=-57	

Pinette 2025-26

Big Apple Fun Center

This report is for scores bowled December 12 which is Week 15 of 31

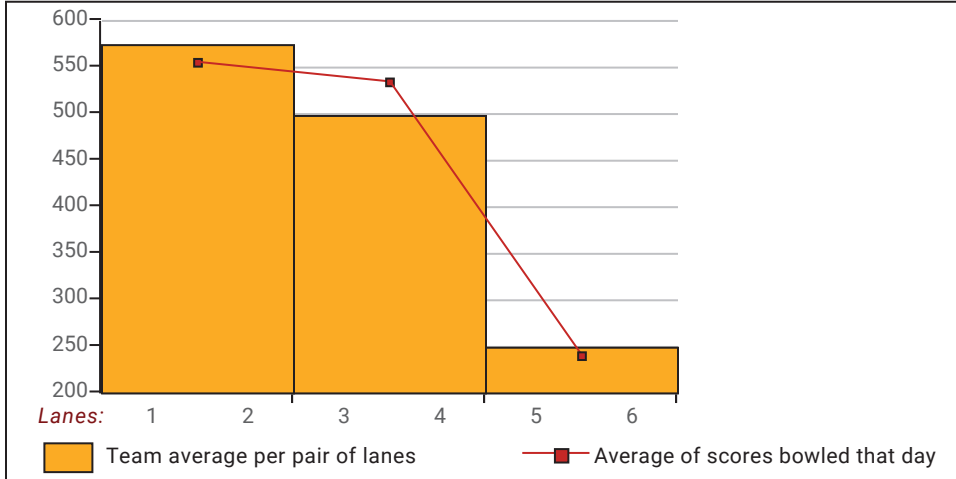
This Week's Statistics: Lefties vs Righties

Unless designated left handed, bowlers are considered right handed.

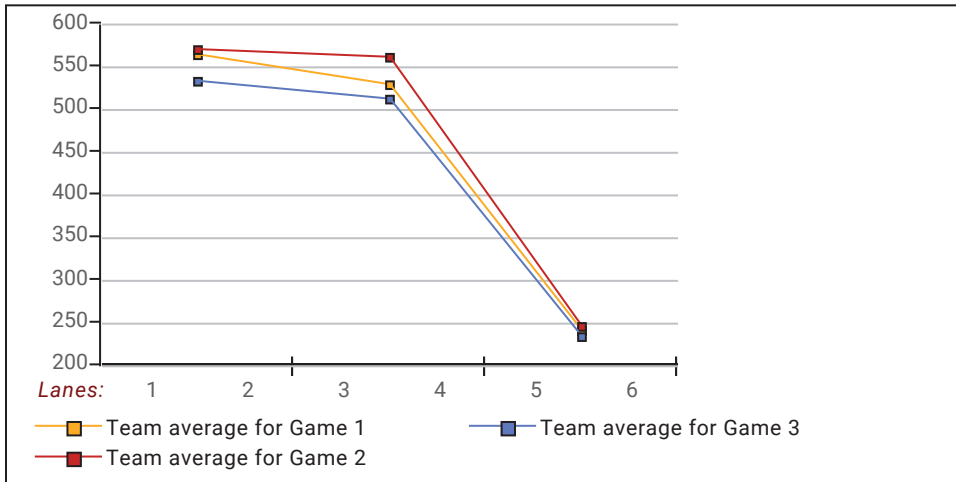
	Over All	Right	Left
How many people bowled	19	19	0
Number of games bowled	57	57	0
Actual average of week's scores	133.44	133.44	0.00
How many games above average	32	32	0
How many games below average	25	25	0
Pins above/below average per game	1.70	1.70	0.00
How many people raised average	9	9	--
by this amount	1.04	1.04	0.00
How many people went down	10	10	--
by this amount	-0.73	-0.73	0.00
League average before bowling	132.17	132.17	0.00
League average after bowling	132.27	132.27	0.00
Change in league average	0.11	0.11	0.00
800s	--	--	--
775s	--	--	--
750s	--	--	--
725s	--	--	--
700s	--	--	--
675s	--	--	--
650s	--	--	--
625s	--	--	--
600s	--	--	--
575s	--	--	--
550s	--	--	--
525s	1	1	--
500s	1	1	--
475s	1	1	--
450s	3	3	--
425s	1	1	--
400s	2	2	--
below 400	10	10	--
300s	--	--	--
275s	--	--	--
250s	--	--	--
225s	--	--	--
200s	1	1	--
175s	4	4	--
150s	11	11	--
125s	20	20	--
100s	13	13	--
below 100	8	8	--

This report is for scores bowled December 12 which is Week 15 of 31

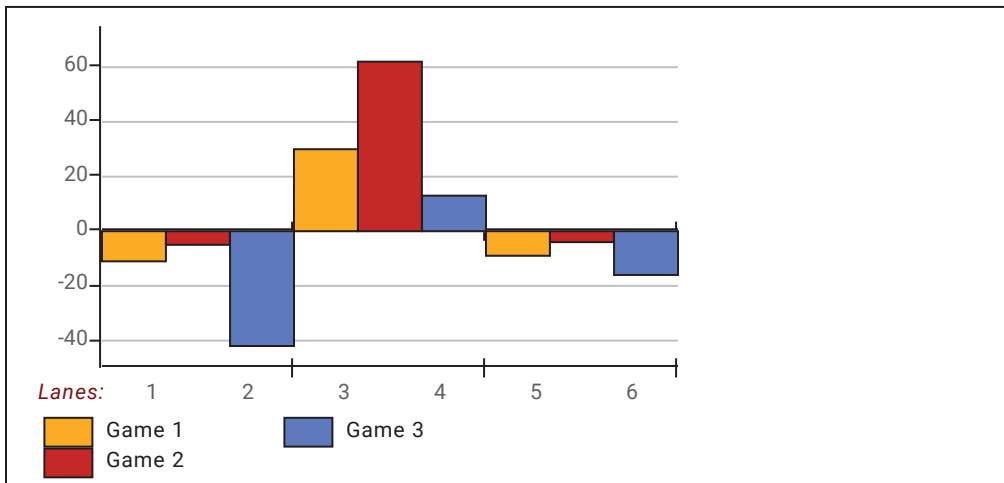
Team Average vs Avg of Scores



Average of Scores for Each Game

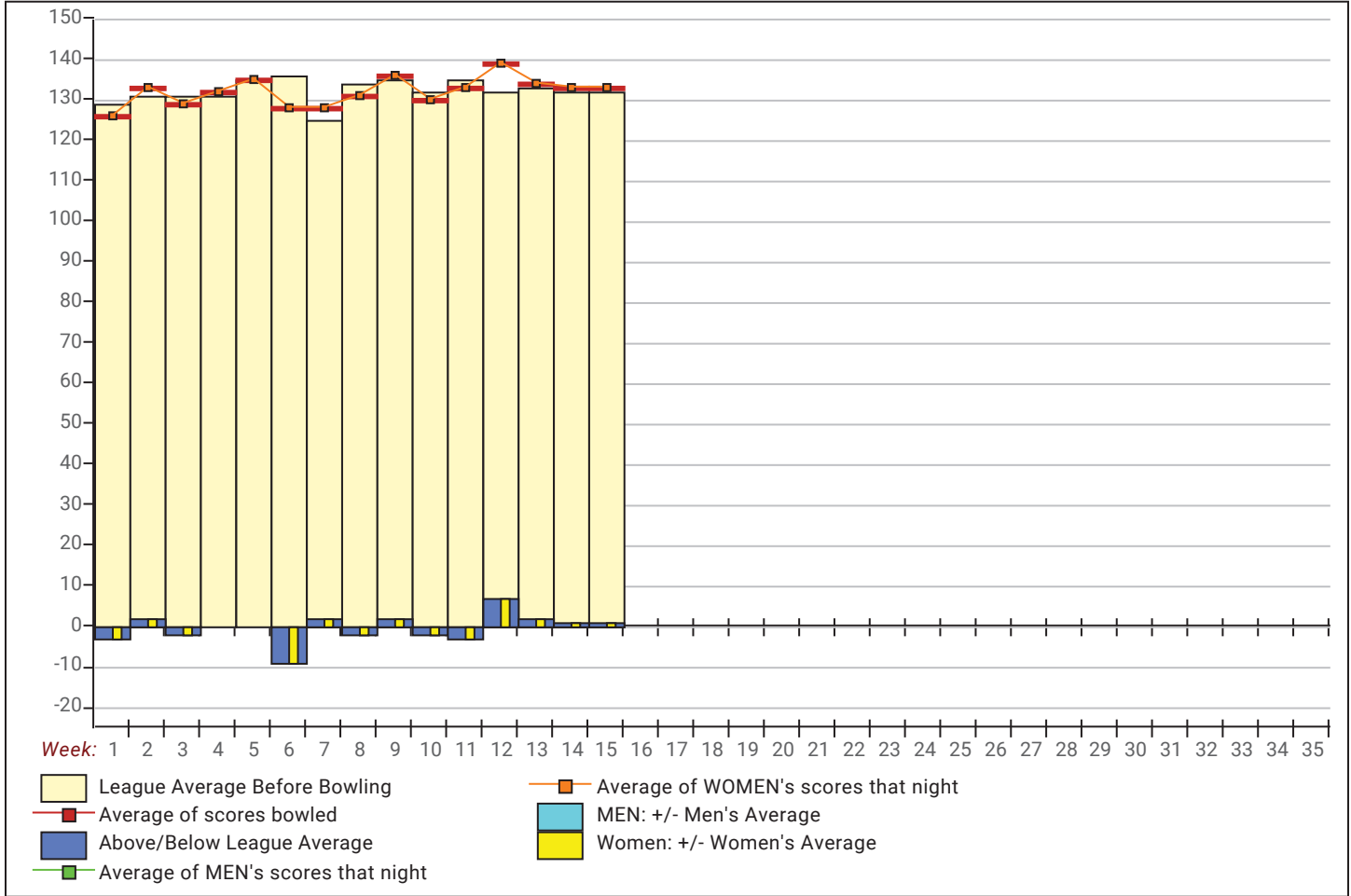


Amount Over/Under Team Average



This report is for scores bowled December 12 which is Week 15 of 31

League Average Week-by-Week



League Average Statistics for Last Week

	League	Right Hand	Left Hand
League Average Before Bowling	132.17	132.17	
Average of scores bowled that night	133.44	133.44	
New League Average After Bowling	132.27	132.27	
Change in League Average	.11	.11	
People Who Bowled Over Average	9	9	
People Who Bowled Under Average	10	10	
Average Amount of Series Over Avg	38.89	38.89	
Average Amount of Series Under Avg	-25.30	-25.30	
Difference Avg, NiteAvg	1.70	1.70	
Number of Bowlers	19	19	
Number of Games Bowled	57	57	
People Who Raised Their Average	9	9	
Raised By an Average of This Amount	1.04	1.04	
People Who Lowered Their Average	10	10	
Lowered By an Average of This Amou	-.73	-.73	
Number of Games Bowled Over Avera	32	32	
Number of Games Bowled Under Avera	25	25	

Note: Averages are based only on people who bowled.

Press Release -- 12/13/2025

12/12/2025 Week 15 of 31

Pinette 2025-26

Friday 6:30 pm

Big Apple Fun Center

Lanes 1 - 6

Team Standings

Place	Team Name	Avg p/gm	Points Won	Points Lost	Year-To-Date WON	Y-T-D LOST
1	Dames of the Game	584	88½	46½	88½	46½
2	Turner Body Shop	559	78½	56½	78½	56½
3	Hilton's Pin Buster	528	78	57	78	57
4	Pediatric Dental Specialists	491	74½	60½	74½	60½
5	Versatile Roofing	466	70½	64½	70½	64½
6	Bye Team		15	120	15	120

*** Although not shown, standings are determined by points only for the current split

Last Week's Top Scores

Scratch Game		Scratch Series		Handicap Game		Handicap Series	
212	Tammie Runions	546	Barb Farber	266	Tammie Runions	681	Barb Farber
197	Barb Farber	521	Rebecca McPherson	244	Gala Sesna	654	Gala Sesna
193	Rebecca McPherson	478	Tammie Runions	242	Barb Farber	640	Tammie Runions
167	Nicole Mulroney	464	Nicole Mulroney	219	Jessica Keeten	599	Sue Janssen
167	Gala Sesna	463	Jacque Slagle	217	DeAnn Brickner	598	Etha Griffin
165	Wanda Westphalen	455	Denae Washington	216	Etha Griffin	598	Jacque Slagle
162	Jessica Keeten	427	Wanda Westphalen	215	Rebecca McPherson	596	Linda Johnson
162	Denae Washington	423	Gala Sesna	214	Sue Janssen	596	DeAnn Brickner
161	Jacque Slagle	405	Jessica Keeten	210	Wanda Westphalen	590	Denae Washington
149	DeAnn Brickner	395	Sue Janssen	207	Denae Washington	587	Rebecca McPherson

Local and Bowling Center Awards

Name	USBC ID Number	Award Average	Award Games	G1	G2	G3	Series	Award Score	Award Received
Tammie J. Runions	4132-773 USBC	139	21	116	212	150	478	212	200 Game (Local Assoc. Awards)
Gala Z. Sesna	4132-360 USBC	114	39	167	134	122	423	423	400 Series (Local Assoc. Awards)
	4132-360 USBC	114	39	167	134	122	423	167	150 Game (Local Assoc. Awards)