

Pinette 2023-24

Friday 6:30 pm

Lanes 1 - 6

Big Apple Fun Center

President: Sue Janssen (308)627-5609

Vice President: Bev Walton (308)234-3987

Secretary/Treasurer: Rebecca McPherson (402)984-0342

Team Standings

Place	Lane	#	Team Name	Points Won	Points Lost	%Won	Pins + HDCP	Scratch Pins	Avg p/gm	High Game	High Sers	HDCP Game	HDCP Sers
1	3	3	Turner Body Shop	54	27	66.7	20939	16379	606	719	1928	887	2432
2	1	2	Dames of the Game	53	28	65.4	20832	15288	566	677	1863	854	2400
3	5	4	Hilton's Pin Buster	45	36	55.6	20634	14235	527	617	1661	846	2372
4	4	1	Versatile Roofing	39	42	48.1	20387	11708	433	532	1438	823	2399
5	2	5	Pediatric Dental Specialists	38	43	46.9	18482	12704	529	631	1679	865	2381
6	6	6	Bye Team	14	67		0	0		0	0	0	0

Review of Last Week's Bowling.....

Lanes	Team Name	HDCP -1-	HDCP -2-	HDCP -3-	HDCP Total	Last Wk WON	Team Name	HDCP -1-	HDCP -2-	HDCP -3-	HDCP Total	Last Wk WON
1-2	Bye Team	0	0	0	0	0	<---> Turner Body Shop	765	769	838	2372	9
3-4	Dames of the Game	814	808	718	2340	3	<---> Hilton's Pin Buster	818	787	767	2372	6
5-6	Pediatric Dental Speci	757	801	783	2341	4	<---> Versatile Roofing	772	794	781	2347	5

Lane Assignments

	1-2	3-4	5-6
Wk10 11/10	2- 5	3- 1	4- 6
Wk11 11/17	4- 3	6- 5	2- 1
Wk12 11/24	👉 Thanksgiving	No bowling	
Wk12 12/01	6- 1	3- 2	4- 5

Last Week's Top Scores

Team Scratch Game	Team Scratch Series	Team Handicap Game	Team Handicap Series
663 Turner Body Shop	1847 Turner Body Shop	838 Turner Body Shop	2372 Turner Body Shop
623 Dames of the Game	1767 Dames of the Game	818 Hilton's Pin Buster	2372 Hilton's Pin Buster
581 Hilton's Pin Buster	1661 Hilton's Pin Buster	814 Dames of the Game	2347 Versatile Roofing
568 Pediatric Dental Specialist	1642 Pediatric Dental Specialist	801 Pediatric Dental Specialist	2341 Pediatric Dental Sp
468 Versatile Roofing	1369 Versatile Roofing	794 Versatile Roofing	2340 Dames of the Gam
Scratch Game	Scratch Series	Handicap Game	Handicap Series
219 Rebecca McPherson	564 Rebecca McPherson	244 Jacquie Slagle	644 Barb Farber
202 Jacquie Slagle	543 Allie Moore	232 Cindy Gibbons	642 Allie Moore
193 Cindy Gibbons	524 Cindy Gibbons	231 Denae Washington	641 Cindy Gibbons
192 Allie Moore	501 Nicole Mulroney	230 Sue Janssen	641 Sheri Londer
186 Denae Washington	482 Barb Farber	229 Barb Farber	609 Sue Janssen
176 Wanda Westphalen	468 Jacquie Slagle	228 Rebecca McPherson	608 Gala Sesna
176 Nicole Mulroney	464 Denae Washington	225 Allie Moore	601 Karen Lopez
175 Barb Farber	463 Wanda Westphalen	221 Gala Sesna	599 Denae Washington
167 Sue Janssen	443 Sheri Londer	220 Wanda Westphalen	595 Wanda Westphalen
152 Karen Lopez	420 Sue Janssen	217 Sheri Londer	594 Jacquie Slagle

Season High Scores

Team Scratch Game	Team Scratch Series	Team Handicap Game	Team Handicap Series
719 Turner Body Shop	1928 Turner Body Shop	887 Turner Body Shop	2432 Turner Body Shop
677 Dames of the Game	1863 Dames of the Game	865 Pediatric Dental Specialist	2400 Dames of the Gam
631 Pediatric Dental Specialist	1679 Pediatric Dental Specialist	854 Dames of the Game	2399 Versatile Roofing
617 Hilton's Pin Buster	1661 Hilton's Pin Buster	846 Hilton's Pin Buster	2381 Pediatric Dental Sp
532 Versatile Roofing	1438 Versatile Roofing	823 Versatile Roofing	2372 Hilton's Pin Buster

Season High Scores - Continued

Scratch Game		Scratch Series		Handicap Game		Handicap Series	
247	Rebecca McPherson	595	Rebecca McPherson	257	Rebecca McPherson	695	Denae Washington
223	Allie Moore	572	Allie Moore	244	Jacquie Slagle	675	Janet Anderson
211	Nicole Mulroney	563	Denae Washington	243	Helen Bockerman	656	Gala Sesna
202	Jacquie Slagle	553	Nicole Mulroney	242	Wanda Westphalen	652	Beth Carr
197	Wanda Westphalen	526	Barb Farber	240	Etha Griffin	648	Wanda Westphalen
196	Denae Washington	524	Cindy Gibbons	240	Denae Washington	646	Barb Farber
193	Cindy Gibbons	522	Wanda Westphalen	240	Gala Sesna	642	Allie Moore
188	Barb Farber	495	Jacquie Slagle	239	Nicole Mulroney	641	Cindy Gibbons
178	Karen Lopez	469	Beth Carr	238	Janet Anderson	641	Sheri Londer
175	Lindsay McLaughlin	444	Angie Hauserman	236	Allie Moore	639	Sue Janssen
				236	Karen Lopez		

Team Rosters

1 - Versatile Roofing

Name	Avg	HDCP	Pins	Gms	Points Won	High Game	High Sers	HDCP Game	HDCP Sers	Most Improved Avg +/-	To Raise Avg +1	To Drop Avg -1	Weekly Over Avg Series Avg +/-
Sandy L. Hauver	81	107	1874	23	5.0	107	277	214	604	81 +0.48	258	231	238 - 243=-5
Sue Isaac	88	100	795	9	1.0	112	269	209	560		273	260	
Gala Z. Sesna	103	87	2784	27	4.0	149	383	240	656	98 +5.11	336	305	341 - 303=38
Emilie E. Adamson	114	77	2738	24	4.0	140	381	213	588	115 -0.92	367	339	308 - 345=-37
Barb Farber	143	51	3010	21	6.0	188	526	229	646	143 +0.33	446	421	482 - 420=62

2 - Dames of the Game

Name	Avg	HDCP	Pins	Gms	Points Won	High Game	High Sers	HDCP Game	HDCP Sers	Most Improved Avg +/-	To Raise Avg +1	To Drop Avg -1	Weekly Over Avg Series Avg +/-
Carol J. Fenstermacher	108	82	2937	27	5.0	149	398	227	632	112 -3.22	333	302	299 - 327=-28
Helen M. Bockerman	123	69	2969	24	6.0	174	393	243	600	124 -0.29	379	351	361 - 372=-11
DeAnn M. Brickner	bk130	63	355	3	1.0	130	355	193	544		359	352	
Allie E. Moore	166	30	2992	18	5.0	223	572	236	642		515	493	543 - 489=54
Rebecca L. McPherson	189	9	4553	24	11.0	247	595	257	635	189 +0.71	577	549	564 - 567=-3

3 - Turner Body Shop

Name	Avg	HDCP	Pins	Gms	Points Won	High Game	High Sers	HDCP Game	HDCP Sers	Most Improved Avg +/-	To Raise Avg +1	To Drop Avg -1	Weekly Over Avg Series Avg +/-
Beth A. Carr	bk132	61	880	6	2.0	164	469	225	652		443	433	
Karen L. Lopez	132	61	3186	24	4.0	178	435	236	601	131 +1.75	405	377	415 - 393=22
Wanda M. Westphalen	152	43	4106	27	5.0	197	522	242	648	152 +0.07	484	453	463 - 453=10
Jacquie L. Slagle	153	42	4141	27	8.0	202	495	244	627	152 +1.37	479	448	468 - 459=9
Nicole J. Mulroney	169	27	4066	24	11.0	211	553	239	635	169 +0.42	524	496	501 - 507=-6

4 - Hilton's Pin Buster

Name	Avg	HDCP	Pins	Gms	Points Won	High Game	High Sers	HDCP Game	HDCP Sers	Most Improved Avg +/-	To Raise Avg +1	To Drop Avg -1	Weekly Over Avg Series Avg +/-
Linda K. Johnson	119	72	3217	27	5.0	144	376	213	604	118 +1.15	383	352	372 - 354=18
Sue A. Janssen	130	63	2744	21	4.0	167	435	230	639	130 +0.67	400	375	420 - 387=33
Susie Larson	136	57	818	6	2.0	152	415	207	580		415	405	
Lindsay L. McLaughlin	139	54	1255	9	1.0	175	443	231	611		425	412	405 - 411=-6
Denae L. Washington	149	45	4041	27	9.0	196	563	240	695	149 +0.67	459	428	464 - 447=17

5 - Pediatric Dental Specialists

Name	Avg	HDCP	Pins	Gms	Points Won	High Game	High Sers	HDCP Game	HDCP Sers	Most Improved Avg +/-	To Raise Avg +1	To Drop Avg -1	Weekly Over Avg Series Avg +/-
Etha J. Griffin	122	70	2212	18	4.0	173	403	240	604		371	349	
Bev Walton	125	67	2640	21	3.0	172	416	226	578	125 +0.71	384	359	352 - 381=-29
Eileen M. McLaughlin	125	67	2265	18	4.0	150	422	211	605		381	359	323 - 387=-64
Sheri J. Londer	129	63	2718	21	5.0	153	443	225	641	129 +0.43	402	377	443 - 378=65
Cindy Gibbons	159	36	2869	18	5.0	193	524	233	641		491	469	524 - 468=56

6 - Bye Team

Temporary Substitutes

<u>Name</u>	<u>Avg</u>	<u>HDCP</u>	<u>Pins</u>	<u>Gms</u>	<u>Points Won</u>	<u>High Game</u>	<u>High Sers</u>	<u>HDCP Game</u>	<u>HDCP Sers</u>	<u>Most Improved Avg +/-</u>	<u>To Raise Avg +1</u>	<u>To Drop Avg -1</u>	<u>Weekly Over Avg Series Avg +/-</u>
Janet E. Anderson	118	73	1068	9	1.0	155	426	238	675		360	347	
Angie C. Hauserman	129	63	1548	12	4.0	158	444	224	633		402	386	

High Individual Match Points

11 Nicole Mulrone	11 Rebecca McPherson	9 Denae Washington	8 Jacquie Slagle
6 Barb Farber	6 Helen Bockerman	5 Wanda Westphalen	5 Allie Moore
5 Linda Johnson	5 Cindy Gibbons	5 Carol Fenstermacher	5 Sandy Hauver

Individual High Averages

189.71 Rebecca McPherson	169.42 Nicole Mulrone	153.37 Jacquie Slagle	152.07 Wanda Westphalen
149.67 Denae Washington	143.33 Barb Farber	132.75 Karen Lopez	130.67 Sue Janssen
129.43 Sheri Londer	125.71 Bev Walton	123.71 Helen Bockerman	119.15 Linda Johnson

Most Improved Average

98 to 103.11 = +5.11 Gala Sesna	131 to 132.75 = +1.75 Karen Lopez	152 to 153.37 = +1.37 Jacquie Slagle
118 to 119.15 = +1.15 Linda Johnson	125 to 125.71 = +0.71 Bev Walton	189 to 189.71 = +0.71 Rebecca McPhers

Most Un-Improved Averages

112 to 108.78 = -3.22 Carol Fenstermac	115 to 114.08 = -0.92 Emilie Adamson	124 to 123.71 = -0.29 Helen Bockerman
152 to 152.07 = +0.07 Wanda Westphale	143 to 143.33 = +0.33 Barb Farber	169 to 169.42 = +0.42 Nicole Mulrone

Pinette 2023-24

Big Apple Fun Center Reprint of Scores -- Week 9

Lane 1 6 - Bye Team Week 9 11/3/2023

Name	Old Avg	Old HDCP	-1-	-2-	-3-	Total	HDCP Total
Scratch Total			623	617	527	1767	1767
Handicap			191	191	191		573
Total			814	808	718	1767	2340
Team Points Won			0.0	1.0	0.0	1.0	1.0
Match Points Won			0.0	0.0	0.0	2.0	2.0
Total Points Won			0.0	1.0	0.0	3.0	3.0

Lane 2 3 - Turner Body Shop Week 9 11/3/2023

Name	Old Avg	Old HDCP	-1-	-2-	-3-	Total	HDCP Total
Karen L. Lopez	131	62	152	133	130	415	601
Wanda M. Westphalen	151	44	143	144	176	463	595
Jacquie L. Slagle	153	42	125	141	202	468	594
Nicole J. Mulroney	169	27	170	176	155	501	582
Scratch Total			590	594	663	1847	1847
Handicap			175	175	175		525
Total			765	769	838	1847	2372
Team Points Won			1.0	1.0	1.0	4.0	4.0
Match Points Won			0.0	0.0	0.0	5.0	5.0
Total Points Won			1.0	1.0	1.0	9.0	9.0

Lane 3 2 - Dames of the Game Week 9 11/3/2023

Name	Old Avg	Old HDCP	-1-	-2-	-3-	Total	HDCP Total
Carol J. Fenstermacher	109	81	103	95	101	299	542
Helen M. Bockerman	124	68	109	132	120	361	565
Allie E. Moore	163	33	192	189	162	543	642
Rebecca L. McPherson	189	9	219	201	144	564	591
Scratch Total			623	617	527	1767	1767
Handicap			191	191	191		573
Total			814	808	718	1767	2340
Team Points Won			0.0	1.0	0.0	1.0	1.0
Match Points Won			0.0	0.0	0.0	2.0	2.0
Total Points Won			0.0	1.0	0.0	3.0	3.0

Lane 4 4 - Hilton's Pin Buster Week 9 11/3/2023

Name	Old Avg	Old HDCP	-1-	-2-	-3-	Total	HDCP Total
Linda K. Johnson	118	73	119	136	117	372	591
Sue A. Janssen	129	63	167	106	147	420	609
Lindsay L. McLaughlin	bk137	56	144	122	139	405	573
Denae L. Washington	149	45	151	186	127	464	599
Scratch Total			581	550	530	1661	1661
Handicap			237	237	237		711
Total			818	787	767	1661	2372
Team Points Won			1.0	0.0	1.0	3.0	3.0
Match Points Won			0.0	0.0	0.0	3.0	3.0
Total Points Won			1.0	0.0	1.0	6.0	6.0

Lane 5 5 - Pediatric Dental Specialists Week 9 11/3/2023

Name	Old Avg	Old HDCP	-1-	-2-	-3-	Total	HDCP Total
Sheri J. Londer	126	66	151	141	151	443	641
Bev Walton	127	65	96	141	115	352	547
Eileen M. McLaughlin	129	63	100	93	130	323	512
Cindy Gibbons	156	39	177	193	154	524	641
Scratch Total			524	568	550	1642	1642
Handicap			233	233	233		699
Total			757	801	783	1642	2341
Team Points Won			0.0	1.0	1.0	2.0	2.0
Match Points Won			0.0	0.0	0.0	2.0	2.0
Total Points Won			0.0	1.0	1.0	4.0	4.0

Lane 6 1 - Versatile Roofing Week 9 11/3/2023

Name	Old Avg	Old HDCP	-1-	-2-	-3-	Total	HDCP Total
Sandy L. Hauver	81	107	77	83	78	238	559
Gala Z. Sesna	101	89	112	97	132	341	608
Emilie E. Adamson	115	76	107	113	88	308	536
Barb Farber	140	54	150	175	157	482	644
Scratch Total			446	468	455	1369	1369
Handicap			326	326	326		978
Total			772	794	781	1369	2347
Team Points Won			1.0	0.0	0.0	2.0	2.0
Match Points Won			0.0	0.0	0.0	3.0	3.0
Total Points Won			1.0	0.0	0.0	5.0	5.0

Pinette 2023-24

Big Apple Fun Center

Match Points Won (This Week) -- Week 9

Lane 1 6 - Bye Team Week 9 11/3/2023

Name	Last Wk Won	Last Wk Lost	HDCP -1-	HDCP -2-	HDCP -3-	HDCP Total
No one bowled						

Lane 2 3 - Turner Body Shop Week 9 11/3/2023

Name	Last Wk Won	Last Wk Lost	HDCP -1-	HDCP -2-	HDCP -3-	HDCP Total
Karen L. Lopez	1.0		214	195	192	601
Wanda M. Westphalen	1.0		187	188	220	595
Jacquie L. Slagle	2.0		167	183	244	594
Nicole J. Mulroney	1.0		197	203	182	582

Scratch Total			590	594	663	1847
Handicap			175	175	175	525
Total			765	769	838	2372
Team Points Won			1.0	1.0	1.0	4.0
Match Points Won			0.0	0.0	0.0	5.0
Total Points Won			1.0	1.0	1.0	9.0

Lane 3 2 - Dames of the Game Week 9 11/3/2023

Name	Last Wk Won	Last Wk Lost	HDCP -1-	HDCP -2-	HDCP -3-	HDCP Total
Carol J. Fenstermacher		1.0	184	176	182	542
Helen M. Bockerman		1.0	177	200	188	565
Allie E. Moore	1.0		225	222	195	642
Rebecca L. McPherson	1.0	1.0	228	210	153	591

Scratch Total			623	617	527	1767
Handicap			191	191	191	573
Total			814	808	718	2340
Team Points Won			0.0	1.0	0.0	1.0
Match Points Won			0.0	0.0	0.0	2.0
Total Points Won			0.0	1.0	0.0	3.0

Lane 4 4 - Hilton's Pin Buster Week 9 11/3/2023

Name	Last Wk Won	Last Wk Lost	HDCP -1-	HDCP -2-	HDCP -3-	HDCP Total
Linda K. Johnson	1.0		192	209	190	591
Sue A. Janssen	1.0		230	169	210	609
Lindsay L. McLaughlin		1.0	200	178	195	573
Denae L. Washington	1.0		196	231	172	599

Scratch Total			581	550	530	1661
Handicap			237	237	237	711
Total			818	787	767	2372
Team Points Won			1.0	0.0	1.0	3.0
Match Points Won			0.0	0.0	0.0	3.0
Total Points Won			1.0	0.0	1.0	6.0

Lane 5 5 - Pediatric Dental Specialists Week 9 11/3/2023

Name	Last Wk Won	Last Wk Lost	HDCP -1-	HDCP -2-	HDCP -3-	HDCP Total
Sheri J. Londer	1.0		217	207	217	641
Bev Walton		1.0	161	206	180	547
Eileen M. McLaughlin		1.0	163	156	193	512
Cindy Gibbons	1.0	1.0	216	232	193	641

Scratch Total			524	568	550	1642
Handicap			233	233	233	699
Total			757	801	783	2341
Team Points Won			0.0	1.0	1.0	2.0
Match Points Won			0.0	0.0	0.0	2.0
Total Points Won			0.0	1.0	1.0	4.0

Lane 6 1 - Versatile Roofing Week 9 11/3/2023

Name	Last Wk Won	Last Wk Lost	HDCP -1-	HDCP -2-	HDCP -3-	HDCP Total
Sandy L. Hauver		1.0	184	190	185	559
Gala Z. Sesna	1.0		201	186	221	608
Emilie E. Adamson	1.0		183	189	164	536
Barb Farber	1.0		204	229	211	644

Scratch Total			446	468	455	1369
Handicap			326	326	326	978
Total			772	794	781	2347
Team Points Won			1.0	0.0	0.0	2.0
Match Points Won			0.0	0.0	0.0	3.0
Total Points Won			1.0	0.0	0.0	5.0

Pinette 2023-24

Big Apple Fun Center

Match Points Won (Total for Year)

<u>Name</u>	<u>Avg</u>	<u>Gms</u>	<u>Points Won</u>	<u>Points Lost</u>	<u>%Won</u>	<u>Name</u>	<u>Avg</u>	<u>Gms</u>	<u>Points Won</u>	<u>Points Lost</u>	<u>%Won</u>
Nicole J. Mulroney	169	24	11.0	2.0	84.62%	Etha J. Griffin	122	18	4.0	3.0	57.14%
Rebecca L. McPherson	189	24	11.0	3.0	78.57%	Eileen M. McLaughlin	125	18	4.0	2.0	66.67%
Denae L. Washington	149	27	9.0	4.0	69.23%	Angie C. Hauserman	129	12	4.0	1.0	80.00%
Jacque L. Slagle	153	27	8.0	2.0	80.00%	Sue A. Janssen	130	21	4.0	5.0	44.44%
Barb Farber	143	21	6.0	4.0	60.00%	Gala Z. Sesna	103	27	4.0	5.0	44.44%
Helen M. Bockerman	123	24	6.0	2.0	75.00%	Karen L. Lopez	132	24	4.0	5.0	44.44%
Wanda M. Westphalen	152	27	5.0	4.0	55.56%	Bev Walton	125	21	3.0	4.0	42.86%
Allie E. Moore	166	18	5.0	2.0	71.43%	Susie Larson	136	6	2.0		100.00%
Linda K. Johnson	119	27	5.0	4.0	55.56%	Beth A. Carr	bk132	6	2.0		100.00%
Cindy Gibbons	159	18	5.0	4.0	55.56%	Lindsay L. McLaughlin	139	9	1.0	2.0	33.33%
Carol J. Fenstermacher	108	27	5.0	4.0	55.56%	Janet E. Anderson	118	9	1.0	2.0	33.33%
Sandy L. Hauver	81	23	5.0	3.0	62.50%	DeAnn M. Brickner	bk130	3	1.0		100.00%
Sheri J. Londer	129	21	5.0	2.0	71.43%	Sue Isaac	88	9	1.0	2.0	33.33%
Emilie E. Adamson	114	24	4.0	4.0	50.00%						

Pinette 2023-24

Big Apple Fun Center

* Bowlers listed must have a minimum of 1 games.

Change in Average

Name	-----Old-----		Old					---Average Change---			Weekly Over Avg
	Pins	Games	Avg	-1-	-2-	-3-	Total	New	Old	---> +/-	Series Avg +/-
Emilie E. Adamson	2430	21	115	107	113	88	308	114.08	- 115.71	= -1.63	308 - 345=-37
Janet E. Anderson	1068	9	118				0	118.67	- 118.67	= 0.00	
Helen M. Bockerman	2608	21	124	109	132	120	361	123.71	- 124.19	= -0.48	361 - 372=-11
DeAnn M. Brickner	355	3	bk130				0	118.33	- 118.33	= 0.00	
Beth A. Carr	880	6	bk132				0	146.67	- 146.67	= 0.00	
Barb Farber	2528	18	140	150	175	157	482	143.33	- 140.44	= 2.89	482 - 420=62
Carol J. Fenstermacher	2638	24	109	103	95	101	299	108.78	- 109.92	= -1.14	299 - 327=-28
Cindy Gibbons	2345	15	156	177	193	154	524	159.39	- 156.33	= 3.06	524 - 468=56
Etha J. Griffin	2212	18	122				0	122.89	- 122.89	= 0.00	
Angie C. Hauserman	1548	12	129				0	129.00	- 129.00	= 0.00	
Sandy L. Hauver	1636	20	81	77	83	78	238	81.48	- 81.80	= -0.32	238 - 243=-5
Sue Isaac	795	9	88				0	88.33	- 88.33	= 0.00	
Sue A. Janssen	2324	18	129	167	106	147	420	130.67	- 129.11	= 1.56	420 - 387=33
Linda K. Johnson	2845	24	118	119	136	117	372	119.15	- 118.54	= 0.61	372 - 354=18
Susie Larson	818	6	136				0	136.33	- 136.33	= 0.00	
Sheri J. Londer	2275	18	126	151	141	151	443	129.43	- 126.39	= 3.04	443 - 378=65
Karen L. Lopez	2771	21	131	152	133	130	415	132.75	- 131.95	= 0.80	415 - 393=22
Eileen M. McLaughlin	1942	15	129	100	93	130	323	125.83	- 129.47	= -3.63	323 - 387=-64
Lindsay L. McLaughlin	850	6	bk137	144	122	139	405	139.44	- 141.67	= -2.22	405 - 411=-6
Rebecca L. McPherson	3989	21	189	219	201	144	564	189.71	- 189.95	= -0.24	564 - 567=-3
Allie E. Moore	2449	15	163	192	189	162	543	166.22	- 163.27	= 2.96	543 - 489=54
Nicole J. Mulrone	3565	21	169	170	176	155	501	169.42	- 169.76	= -0.35	501 - 507=-6
Gala Z. Sesna	2443	24	101	112	97	132	341	103.11	- 101.79	= 1.32	341 - 303=38
Jacquie L. Slagle	3673	24	153	125	141	202	468	153.37	- 153.04	= 0.33	468 - 459=9
Bev Walton	2288	18	127	96	141	115	352	125.71	- 127.11	= -1.40	352 - 381=-29
Denae L. Washington	3577	24	149	151	186	127	464	149.67	- 149.04	= 0.63	464 - 447=17
Wanda M. Westphalen	3643	24	151	143	144	176	463	152.07	- 151.79	= 0.28	463 - 453=10

Pinette 2023-24

Big Apple Fun Center

* Bowlers listed must have a minimum of 1 games.

High Average Listing

	Name	True Average	Pins	Gms	To Raise Avg +1	To Drop Avg -1
1	Rebecca L. McPherson	189.71	4553	24	577	549
2	Nicole J. Mulrone	169.42	4066	24	524	496
3	Allie E. Moore	166.22	2992	18	515	493
4	Cindy Gibbons	159.39	2869	18	491	469
5	Jacque L. Slagle	153.37	4141	27	479	448
6	Wanda M. Westphalen	152.07	4106	27	484	453
7	Denae L. Washington	149.67	4041	27	459	428
8	Beth A. Carr	146.67	880	6	443	433
9	Barb Farber	143.33	3010	21	446	421
10	Lindsay L. McLaughlin	139.44	1255	9	425	412
11	Susie Larson	136.33	818	6	415	405
12	Karen L. Lopez	132.75	3186	24	405	377
13	Sue A. Janssen	130.67	2744	21	400	375
14	Sheri J. Londer	129.43	2718	21	402	377
15	Angie C. Hauserman	129.00	1548	12	402	386
16	Eileen M. McLaughlin	125.83	2265	18	381	359
17	Bev Walton	125.71	2640	21	384	359
18	Helen M. Bockerman	123.71	2969	24	379	351
19	Etha J. Griffin	122.89	2212	18	371	349
20	Linda K. Johnson	119.15	3217	27	383	352
21	Janet E. Anderson	118.67	1068	9	360	347
22	DeAnn M. Brickner	118.33	355	3	359	352
23	Emilie E. Adamson	114.08	2738	24	367	339
24	Carol J. Fenstermacher	108.78	2937	27	333	302
25	Gala Z. Sesna	103.11	2784	27	336	305
26	Sue Isaac	88.33	795	9	273	260
27	Sandy L. Hauver	81.48	1874	23	258	231

Pinette 2023-24

Big Apple Fun Center

* Bowlers listed must have a minimum of 22 games.

Note: This report includes information through November 3 which is Week 9 of 31

Most Improved Averages

<u>Name</u>	<u>True Average</u>	<u>Most Improved Avg</u>	<u>+/-</u>	<u>Name</u>	<u>True Average</u>	<u>Most Improved Avg</u>	<u>+/-</u>
Gala Z. Sesna	103.11	98	+5.11	Sandy L. Hauver	81.48	81	+0.48
Karen L. Lopez	132.75	131	+1.75	Nicole J. Mulroney	169.42	169	+0.42
Jacque L. Slagle	153.37	152	+1.37	Wanda M. Westphalen	152.07	152	+0.07
Linda K. Johnson	119.15	118	+1.15	Helen M. Bockerman	123.71	124	-0.29
Rebecca L. McPherson	189.71	189	+0.71	Emilie E. Adamson	114.08	115	-0.92
Denae L. Washington	149.67	149	+0.67	Carol J. Fenstermacher	108.78	112	-3.22

Pinette 2023-24

Big Apple Fun Center

* Bowlers listed must have a minimum of 1 games.

Most Pins Over Average

Name	-----Old-----		Old				Total	---Average Change---			Weekly Over Avg	
	Pins	Games	Avg	-1-	-2-	-3-		New - Old	---> +/-	Series Avg +/-		
Sheri J. Londer	2275	18	126	151	141	151	443	129.43	- 126.39	= 3.04	443 - 378=65	
Barb Farber	2528	18	140	150	175	157	482	143.33	- 140.44	= 2.89	482 - 420=62	
Cindy Gibbons	2345	15	156	177	193	154	524	159.39	- 156.33	= 3.06	524 - 468=56	
Allie E. Moore	2449	15	163	192	189	162	543	166.22	- 163.27	= 2.96	543 - 489=54	
Gala Z. Sesna	2443	24	101	112	97	132	341	103.11	- 101.79	= 1.32	341 - 303=38	
Sue A. Janssen	2324	18	129	167	106	147	420	130.67	- 129.11	= 1.56	420 - 387=33	
Karen L. Lopez	2771	21	131	152	133	130	415	132.75	- 131.95	= 0.80	415 - 393=22	
Linda K. Johnson	2845	24	118	119	136	117	372	119.15	- 118.54	= 0.61	372 - 354=18	
Denae L. Washington	3577	24	149	151	186	127	464	149.67	- 149.04	= 0.63	464 - 447=17	
Wanda M. Westphalen	3643	24	151	143	144	176	463	152.07	- 151.79	= 0.28	463 - 453=10	
Jacquie L. Slagle	3673	24	153	125	141	202	468	153.37	- 153.04	= 0.33	468 - 459=9	
Rebecca L. McPherson	3989	21	189	219	201	144	564	189.71	- 189.95	= -0.24	564 - 567=-3	
Sandy L. Hauver	1636	20	81	77	83	78	238	81.48	- 81.80	= -0.32	238 - 243=-5	
Lindsay L. McLaughlin	850	6	bk137	144	122	139	405	139.44	- 141.67	= -2.22	405 - 411=-6	
Nicole J. Mulroney	3565	21	169	170	176	155	501	169.42	- 169.76	= -0.35	501 - 507=-6	
Helen M. Bockerman	2608	21	124	109	132	120	361	123.71	- 124.19	= -0.48	361 - 372=-11	
Carol J. Fenstermacher	2638	24	109	103	95	101	299	108.78	- 109.92	= -1.14	299 - 327=-28	
Bev Walton	2288	18	127	96	141	115	352	125.71	- 127.11	= -1.40	352 - 381=-29	
Emilie E. Adamson	2430	21	115	107	113	88	308	114.08	- 115.71	= -1.63	308 - 345=-37	
Eileen M. McLaughlin	1942	15	129	100	93	130	323	125.83	- 129.47	= -3.63	323 - 387=-64	

Pinette 2023-24

Big Apple Fun Center

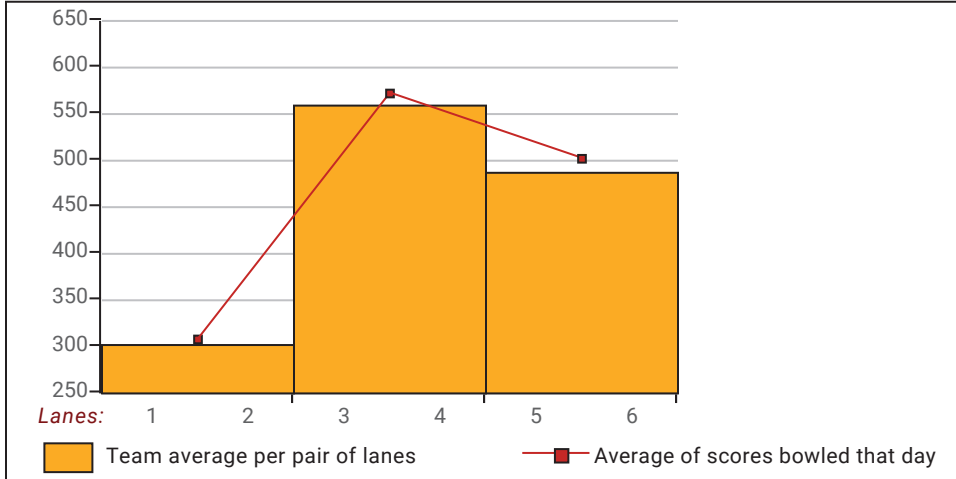
This report is for scores bowled November 3 which is Week 9 of 31

This Week's Statistics: Lefties vs Righties

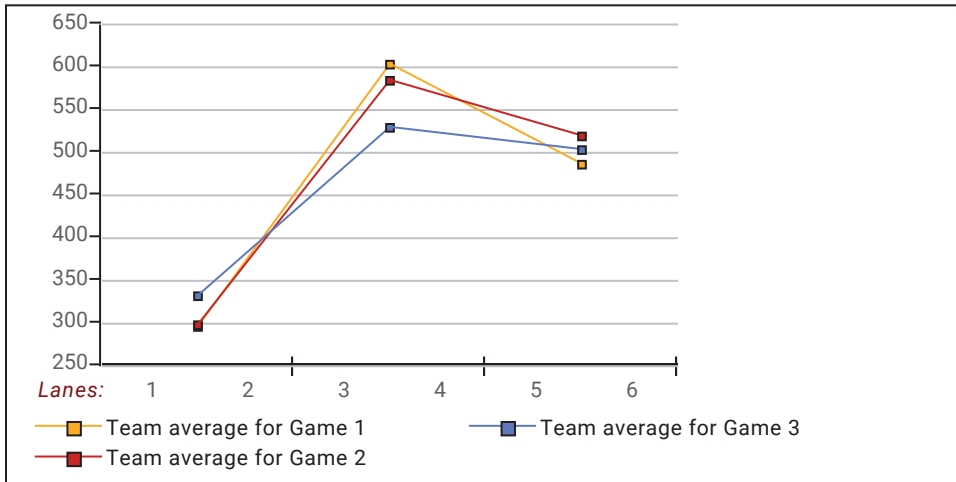
Unless designated left handed, bowlers are considered right handed.

	Over All	Right	Left
How many people bowled	20	20	0
Number of games bowled	60	60	0
Actual average of week's scores	138.10	138.10	0.00
How many games above average	31	31	0
How many games below average	29	29	0
Pins above/below average per game	3.05	3.05	0.00
How many people raised average	11	11	--
by this amount	1.59	1.59	0.00
How many people went down	9	9	--
by this amount	-1.27	-1.27	0.00
League average before bowling	135.56	135.56	0.00
League average after bowling	135.87	135.87	0.00
Change in league average	0.30	0.30	0.00
800s	--	--	--
775s	--	--	--
750s	--	--	--
725s	--	--	--
700s	--	--	--
675s	--	--	--
650s	--	--	--
625s	--	--	--
600s	--	--	--
575s	--	--	--
550s	1	1	--
525s	1	1	--
500s	2	2	--
475s	1	1	--
450s	3	3	--
425s	1	1	--
400s	3	3	--
below 400	8	8	--
300s	--	--	--
275s	--	--	--
250s	--	--	--
225s	--	--	--
200s	3	3	--
175s	8	8	--
150s	11	11	--
125s	17	17	--
100s	13	13	--
below 100	8	8	--

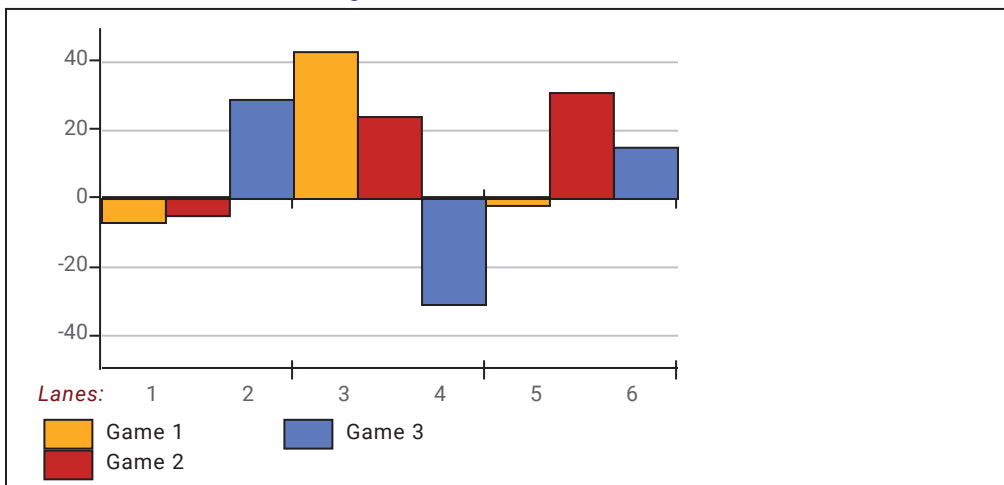
Team Average vs Avg of Scores



Average of Scores for Each Game

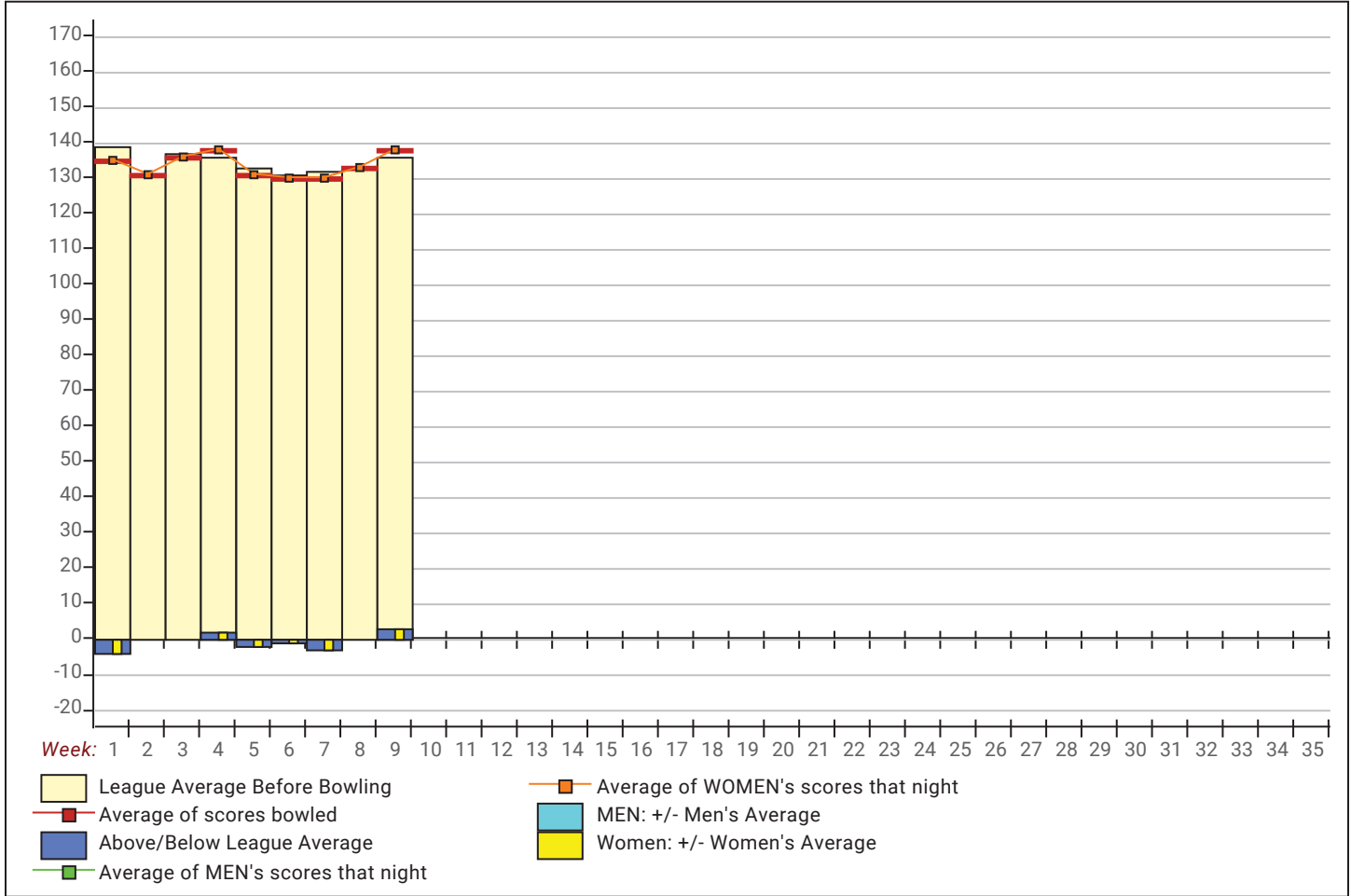


Amount Over/Under Team Average



This report is for scores bowled November 3 which is Week 9 of 31

League Average Week-by-Week



League Average Statistics for Last Week

	League	Right Hand	Left Hand
League Average Before Bowling	135.56	135.56	
Average of scores bowled that night	138.10	138.10	
New League Average After Bowling	135.87	135.87	
Change in League Average	.30	.30	
People Who Bowled Over Average	11	11	
People Who Bowled Under Average	9	9	
Average Amount of Series Over Avg	34.91	34.91	
Average Amount of Series Under Avg	-22.33	-22.33	
Difference Avg, NiteAvg	3.05	3.05	
Number of Bowlers	20	20	
Number of Games Bowled	60	60	
People Who Raised Their Average	11	11	
Raised By an Average of This Amount	1.59	1.59	
People Who Lowered Their Average	9	9	
Lowered By an Average of This Amou	-1.27	-1.27	
Number of Games Bowled Over Avera	31	31	
Number of Games Bowled Under Avera	29	29	

Note: Averages are based only on people who bowled.

Press Release -- 11/11/2023

11/3/2023 Week 9 of 31

Pinette 2023-24

Friday 6:30 pm

Big Apple Fun Center

Lanes 1 - 6

Team Standings

Place	Team Name	Avg p/gm	Points Won	Points Lost	Year-To-Date WON	Y-T-D LOST
1	Turner Body Shop	606	54	27	54	27
2	Dames of the Game	566	53	28	53	28
3	Hilton's Pin Buster	527	45	36	45	36
4	Versatile Roofing	433	39	42	39	42
5	Pediatric Dental Specialists	529	38	43	38	43
6	Bye Team		14	67	14	67

*** Although not shown, standings are determined by points only for the current split

Last Week's Top Scores

Scratch Game		Scratch Series		Handicap Game		Handicap Series	
219	Rebecca McPherson	564	Rebecca McPherson	244	Jacque Slagle	644	Barb Farber
202	Jacque Slagle	543	Allie Moore	232	Cindy Gibbons	642	Allie Moore
193	Cindy Gibbons	524	Cindy Gibbons	231	Denae Washington	641	Cindy Gibbons
192	Allie Moore	501	Nicole Mulroney	230	Sue Janssen	641	Sheri Londer
186	Denae Washington	482	Barb Farber	229	Barb Farber	609	Sue Janssen
176	Wanda Westphalen	468	Jacque Slagle	228	Rebecca McPherson	608	Gala Sesna
176	Nicole Mulroney	464	Denae Washington	225	Allie Moore	601	Karen Lopez
175	Barb Farber	463	Wanda Westphalen	221	Gala Sesna	599	Denae Washington
167	Sue Janssen	443	Sheri Londer	220	Wanda Westphalen	595	Wanda Westphalen
152	Karen Lopez	420	Sue Janssen	217	Sheri Londer	594	Jacque Slagle

Local and Bowling Center Awards

Name	USBC ID Number	Award Average	Award Games	G1	G2	G3	Series	Award Score	Award Received
Sheri J. Londer	9726-4261 USBC	119	60	151	141	151	443	443	400 Series (Local Assoc. Awards)
	9726-4261 USBC	119	60	151	141	151	443	151	150 Game (Local Assoc. Awards)
	9726-4261 USBC	119	60	151	141	151	443	151	150 Game (Local Assoc. Awards)
Jacque L. Slagle	4132-42 USBC	153	24	125	141	202	468	202	200 Game (Local Assoc. Awards)