

Note: This report includes information through April 19 which is Week 29 of 31

## Team 5: Pediatric Dental Specialists

Name	Avg HDCP		Pins Gms		True Average	To Raise Avg +1	High Game	High Sers	HDCP Game	HDCP Sers	Most Improved Avg +/-	
Etha J. Griffin	121	71	8375	69	121.38	409	173	404	240	617	120	+1.38
Sheri J. Londer	126	66	8726	69	126.46	418	184	471	252	675	129	-2.54
Bev Walton	134	59	7257	54	134.39	438	214	503	276	689	125	+9.39
Cindy Gibbons	147	47	7534	51	147.73	458	197	524	233	641	158	-10.27
Eileen M. McLaughlin	121	71	8368	69	121.28	416	160	422	231	625	122	-0.72

## Team History

Week No.	Bowling Date	Opp. Team	-1-	-2-	-3-	Total	Avg p/gm	Last Wk WON	Last Wk Lost	Points Won	Points Lost	High Game	High Sers	HDCP Game	HDCP Sers
1	09/08/23	6	590	512	510	1612	537	9	0	9	0	590	1612	844	2374
2	09/15/23	4	539	487	579	1605	536	6	3	15	3	590	1612	844	2374
3	09/22/23	2	0	0	0	0	536	0	9	15	12	590	1612	844	2374
4	09/29/23	3	539	509	631	1679	544	2	7	17	19	631	1679	865	2381
5	10/06/23	1	500	500	525	1525	535	2	7	19	26	631	1679	865	2381
6	10/13/23	4	553	494	497	1544	531	5	4	24	30	631	1679	865	2381
7	10/20/23	6	480	530	471	1481	524	3	6	27	36	631	1679	865	2381
8	10/27/23	3	511	608	497	1616	526	7	2	34	38	631	1679	865	2381
9	11/03/23	1	524	568	550	1642	529	4	5	38	43	631	1679	865	2381
10	11/10/23	2	554	415	447	1416	522	2	7	40	50	631	1679	865	2381
11	11/17/23	6	592	504	513	1609	524	9	0	49	50	631	1679	866	2431
12	12/01/23	4	541	479	611	1631	526	3	6	52	56	631	1679	866	2431
13	12/08/23	2	534	521	458	1513	524	8	1	60	57	631	1679	866	2431
14	12/15/23	3	608	546	518	1672	526	4	5	64	62	631	1679	866	2431
15	01/05/24	3	524	535	482	1541	525	3	6	67	68	631	1679	866	2431

### End of 1st split

16	01/12/24	1	429	454	463	1346	520	0	9	0	9	631	1679	866	2431
17	01/19/24	4	463	490	512	1465	518	2	7	2	16	631	1679	866	2431
18	01/26/24	6	468	491	557	1516	517	7	2	9	18	631	1679	866	2431
19	02/02/24	3	396	485	530	1411	515	1	8	10	26	631	1679	866	2431
20	02/16/24	1	470	490	534	1494	514	4	5	14	31	631	1679	866	2431
21	02/23/24	2	462	507	487	1456	512	2	7	16	38	631	1679	866	2431
22	03/01/24	6	444	450	454	1348	509	2	7	18	45	631	1679	866	2431
23	03/08/24	4	486	462	486	1434	508	2	7	20	52	631	1679	866	2431
24	03/15/24	2	462	530	489	1481	507	1	8	21	60	631	1679	866	2431
25	03/22/24	3	475	571	473	1519	507	4	5	25	65	631	1679	866	2431
26	03/29/24	1	522	532	517	1571	508	2	7	27	72	631	1679	866	2431
27	04/05/24	4	494	505	572	1571	508	5	4	32	76	631	1679	866	2431
28	04/12/24	6	479	566	537	1582	509	8	1	40	77	631	1679	866	2431
29	04/19/24	3	547	556	520	1623	510	2½	6½	42½	83½	631	1679	866	2431

Note: This report includes information through April 19 which is Week 29 of 31

## Etha J. Griffin's Bowling Record - Team 5: Pediatric Dental Specialists

Week No.	Bowling Date	Old Avg	Old HDCP	-1- -2- -3-			Total	HDCP Total	Pins Gms		---Average Change---			High Game	High Sers	HDCP Game	HDCP Sers
									New	Old	---> +/-						
1	09/08/23	bk125	67	173	115	115	403	604	403	3	134.33	- 0.00	= 134.33	173	403	240	604
2	09/15/23	bk125	67	98	148	128	374	575	777	6	129.50	- 134.33	= -4.83	173	403	240	604
3	09/22/23	bk125	0				0	0	777	6	129.50	- 129.50	= 0.00	173	403	240	604
4	09/29/23	bk125	0				0	0	777	6	129.50	- 129.50	= 0.00	173	403	240	604
5	10/06/23	bk125	67	129	109	137	375	576	1152	9	128.00	- 129.50	= -1.50	173	403	240	604
6	10/13/23	128	64	119	125	109	353	545	1505	12	125.42	- 128.00	= -2.58	173	403	240	604
7	10/20/23	125	67	113	119	103	335	536	1840	15	122.67	- 125.42	= -2.75	173	403	240	604
8	10/27/23	122	70	92	158	122	372	582	2212	18	122.89	- 122.67	= 0.22	173	403	240	604
9	11/03/23	122	0				0	0	2212	18	122.89	- 122.89	= 0.00	173	403	240	604
10	11/10/23	122	70	134	100	91	325	535	2537	21	120.81	- 122.89	= -2.08	173	403	240	604
11	11/17/23	120	72	122	96	133	351	567	2888	24	120.33	- 120.81	= -0.48	173	403	240	604
12	12/01/23	120	72	104	129	165	398	614	3286	27	121.70	- 120.33	= 1.37	173	403	240	614
13	12/08/23	121	71	127	121	109	357	570	3643	30	121.43	- 121.70	= -0.27	173	403	240	614
14	12/15/23	121	0				0	0	3643	30	121.43	- 121.43	= 0.00	173	403	240	614
15	01/05/24	121	71	127	131	98	356	569	3999	33	121.18	- 121.43	= -0.25	173	403	240	614

**End of 1st split**

16	01/12/24	121	71	a101	a101	a101	303	516	3999	33	121.18	- 121.18	= 0.00	173	403	240	614
17	01/19/24	121	71	115	157	129	401	614	4400	36	122.22	- 121.18	= 1.04	173	403	240	614
18	01/26/24	122	0				0	0	4400	36	122.22	- 122.22	= 0.00	173	403	240	614
19	02/02/24	122	70	98	122	160	380	590	4780	39	122.56	- 122.22	= 0.34	173	403	240	614
20	02/16/24	122	70	100	123	128	351	561	5131	42	122.17	- 122.56	= -0.40	173	403	240	614
21	02/23/24	122	70	118	132	112	362	572	5493	45	122.07	- 122.17	= -0.10	173	403	240	614
22	03/01/24	122	70	106	117	104	327	537	5820	48	121.25	- 122.07	= -0.82	173	403	240	614
23	03/08/24	121	71	117	112	127	356	569	6176	51	121.10	- 121.25	= -0.15	173	403	240	614
24	03/15/24	121	71	88	111	135	334	547	6510	54	120.56	- 121.10	= -0.54	173	403	240	614
25	03/22/24	120	72	122	145	124	391	607	6901	57	121.07	- 120.56	= 0.51	173	403	240	614
26	03/29/24	121	71	99	128	121	348	561	7249	60	120.82	- 121.07	= -0.25	173	403	240	614
27	04/05/24	120	72	128	137	129	394	610	7643	63	121.32	- 120.82	= 0.50	173	403	240	614
28	04/12/24	121	71	115	162	127	404	617	8047	66	121.92	- 121.32	= 0.61	173	404	240	617
29	04/19/24	121	71	106	116	106	328	541	8375	69	121.38	- 121.92	= -0.55	173	404	240	617

<u>&lt;100</u>	<u>100's</u>	<u>125's</u>	<u>150's</u>	<u>175's</u>	<u>200's</u>	<u>225's</u>	<u>250's</u>	<u>275's</u>	<u>300's</u>
8	33	22	6						
<u>&lt;400</u>	<u>400's</u>	<u>450's</u>	<u>500's</u>	<u>550's</u>	<u>600's</u>	<u>650's</u>	<u>700's</u>	<u>750's</u>	<u>800's</u>
20	3								

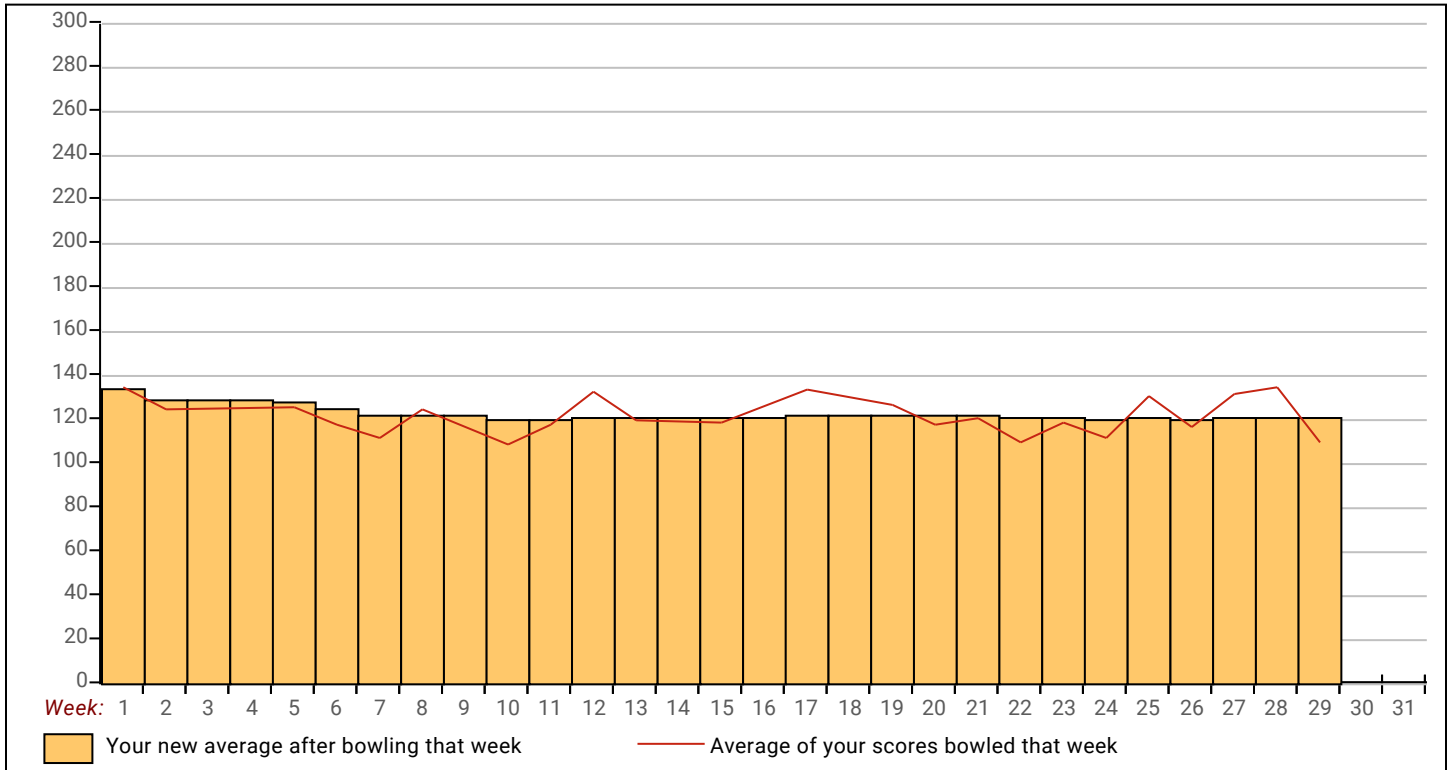
<u>Avg of Game 1</u>	<u>Avg of Game 2</u>	<u>Avg of Game 3</u>
115.22	126.65	122.26

High game of **173** on week **1**      High series of **404** on week **28**      High average of **134.33** after bowling week **1**  
 Low game of **88** on week **24**      Low series of **325** on week **10**      Low average of **120.33** after bowling week **11**

**High Scores by Game**

Game #1: **173** on week **1**    Game #2: **162** on week **28**    Game #3: **165** on week **12**

Note: This report includes information through April 19 which is Week 29 of 31



Note: This report includes information through April 19 which is Week 29 of 31

## Sheri J. Londer's Bowling Record - Team 5: Pediatric Dental Specialists

Week No.	Bowling Date	Old Avg	Old HDCP	Old				HDCP		Pins Gms		---Average Change---			High Game	High Sers	HDCP Game	HDCP Sers	
				-1-	-2-	-3-	Total	Total	Total	Total	New	Old	+/-						
1	09/08/23	bk119	72	139	404	128	371	587	371	3	123.67	-	0.00	=	123.67	139	371	211	587
2	09/15/23	bk119	72	153	90	133	376	592	747	6	124.50	-	123.67	=	0.83	153	376	225	592
3	09/22/23	bk119	0				0	0	747	6	124.50	-	124.50	=	0.00	153	376	225	592
4	09/29/23	bk119	72	142	126	146	414	630	1161	9	129.00	-	124.50	=	4.50	153	414	225	630
5	10/06/23	129	0				0	0	1161	9	129.00	-	129.00	=	0.00	153	414	225	630
6	10/13/23	129	63	138	133	132	403	592	1564	12	130.33	-	129.00	=	1.33	153	414	225	630
7	10/20/23	130	63	117	132	100	349	538	1913	15	127.53	-	130.33	=	-2.80	153	414	225	630
8	10/27/23	127	65	109	133	120	362	557	2275	18	126.39	-	127.53	=	-1.14	153	414	225	630
9	11/03/23	126	66	151	141	151	443	641	2718	21	129.43	-	126.39	=	3.04	153	443	225	641
10	11/10/23	129	0				0	0	2718	21	129.43	-	129.43	=	0.00	153	443	225	641
11	11/17/23	129	63	153	146	147	446	635	3164	24	131.83	-	129.43	=	2.40	153	446	225	641
12	12/01/23	131	62	104	100	123	327	513	3491	27	129.30	-	131.83	=	-2.54	153	446	225	641
13	12/08/23	129	63	100	129	130	359	548	3850	30	128.33	-	129.30	=	-0.96	153	446	225	641
14	12/15/23	128	64	112	106	123	341	533	4191	33	127.00	-	128.33	=	-1.33	153	446	225	641
15	01/05/24	127	0				0	0	4191	33	127.00	-	127.00	=	0.00	153	446	225	641

### End of 1st split

16	01/12/24	127	65	119	114	115	348	543	4539	36	126.08	-	127.00	=	-0.92	153	446	225	641
17	01/19/24	126	66	119	105	126	350	548	4889	39	125.36	-	126.08	=	-0.72	153	446	225	641
18	01/26/24	125	67	154	109	135	398	599	5287	42	125.88	-	125.36	=	0.52	154	446	225	641
19	02/02/24	125	67	90	122	118	330	531	5617	45	124.82	-	125.88	=	-1.06	154	446	225	641
20	02/16/24	124	68	130	157	184	471	675	6088	48	126.83	-	124.82	=	2.01	184	471	252	675
21	02/23/24	126	66	102	152	148	402	600	6490	51	127.25	-	126.83	=	0.42	184	471	252	675
22	03/01/24	127	65	117	110	121	348	543	6838	54	126.63	-	127.25	=	-0.63	184	471	252	675
23	03/08/24	126	66	123	116	117	356	554	7194	57	126.21	-	126.63	=	-0.42	184	471	252	675
24	03/15/24	126	0				0	0	7194	57	126.21	-	126.21	=	0.00	184	471	252	675
25	03/22/24	126	66	100	108	93	301	499	7495	60	124.92	-	126.21	=	-1.29	184	471	252	675
26	03/29/24	124	68	145	148	137	430	634	7925	63	125.79	-	124.92	=	0.88	184	471	252	675
27	04/05/24	125	67	130	108	177	415	616	8340	66	126.36	-	125.79	=	0.57	184	471	252	675
28	04/12/24	126	0				0	0	8340	66	126.36	-	126.36	=	0.00	184	471	252	675
29	04/19/24	126	66	133	146	107	386	584	8726	69	126.46	-	126.36	=	0.10	184	471	252	675

### 

<u>&lt;100</u>	<u>100's</u>	<u>125's</u>	<u>150's</u>	<u>175's</u>	<u>200's</u>	<u>225's</u>	<u>250's</u>	<u>275's</u>	<u>300's</u>
3	31	26	7	2					
<u>&lt;400</u>	<u>400's</u>	<u>450's</u>	<u>500's</u>	<u>550's</u>	<u>600's</u>	<u>650's</u>	<u>700's</u>	<u>750's</u>	<u>800's</u>
15	7	1							

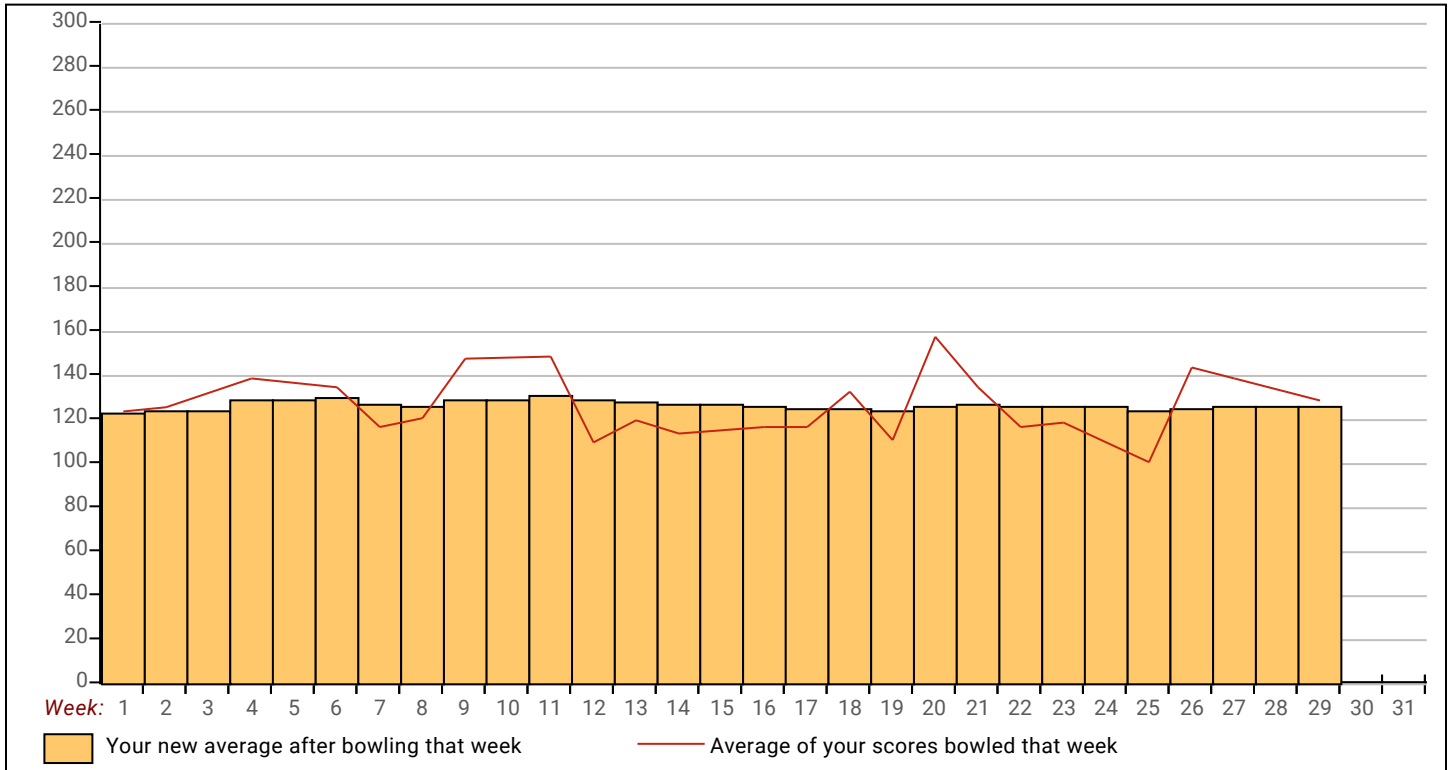
<u>Avg of Game 1</u>	<u>Avg of Game 2</u>	<u>Avg of Game 3</u>
125.22	123.26	130.91

High game of **184** on week **20**      High series of **471** on week **20**      High average of **131.83** after bowling week **11**  
 Low game of **90** on week **2**      Low series of **301** on week **25**      Low average of **123.67** after bowling week **1**

High Scores by Game

Game #1: **154** on week **18**    Game #2: **157** on week **20**    Game #3: **184** on week **20**

Note: This report includes information through April 19 which is Week 29 of 31



Note: This report includes information through April 19 which is Week 29 of 31

## Beverly A. Walton's Bowling Record - Team 5: Pediatric Dental Specialists

Week No.	Bowling Date	Old Avg	Old HDCP	Old			Total	HDCP Total	Pins Gms		---Average Change---			High Game	High Sers	HDCP Game	HDCP Sers		
				-1-	-2-	-3-			New	Old	---> +/-								
1	09/08/23	bk139	54	135	143	138	416	578	416	3	138.67	-	0.00	=	138.67	143	416	197	578
2	09/15/23	bk139	54	126	109	132	367	529	783	6	130.50	-	138.67	=	-8.17	143	416	197	578
3	09/22/23	bk139	0				0	0	783	6	130.50	-	130.50	=	0.00	143	416	197	578
4	09/29/23	bk139	54	123	118	172	413	575	1196	9	132.89	-	130.50	=	2.39	172	416	226	578
5	10/06/23	132	61	115	134	125	374	557	1570	12	130.83	-	132.89	=	-2.06	172	416	226	578
6	10/13/23	130	63	153	113	112	378	567	1948	15	129.87	-	130.83	=	-0.97	172	416	226	578
7	10/20/23	129	63	98	134	108	340	529	2288	18	127.11	-	129.87	=	-2.76	172	416	226	578
8	10/27/23	127	0				0	0	2288	18	127.11	-	127.11	=	0.00	172	416	226	578
9	11/03/23	127	65	96	141	115	352	547	2640	21	125.71	-	127.11	=	-1.40	172	416	226	578
10	11/10/23	125	67	114	93	109	316	517	2956	24	123.17	-	125.71	=	-2.55	172	416	226	578
11	11/17/23	123	69	157	152	139	448	655	3404	27	126.07	-	123.17	=	2.91	172	448	226	655
12	12/01/23	126	66	168	113	159	440	638	3844	30	128.13	-	126.07	=	2.06	172	448	234	655
13	12/08/23	128	0				0	0	3844	30	128.13	-	128.13	=	0.00	172	448	234	655
14	12/15/23	128	64	167	138	130	435	627	4279	33	129.67	-	128.13	=	1.53	172	448	234	655
15	01/05/24	129	63	146	157	136	439	628	4718	36	131.06	-	129.67	=	1.39	172	448	234	655

**End of 1st split**

16	01/12/24	131	62	125	123	146	394	580	5112	39	131.08	-	131.06	=	0.02	172	448	234	655
17	01/19/24	131	62	127	126	155	408	594	5520	42	131.43	-	131.08	=	0.35	172	448	234	655
18	01/26/24	131	62	106	183	214	503	689	6023	45	133.84	-	131.43	=	2.42	214	503	276	689
19	02/02/24	133	60	a113	a113	a113	339	519	6023	45	133.84	-	133.84	=	0.00	214	503	276	689
20	02/16/24	133	60	a113	a113	a113	339	519	6023	45	133.84	-	133.84	=	0.00	214	503	276	689
21	02/23/24	133	60	a113	a113	a113	339	519	6023	45	133.84	-	133.84	=	0.00	214	503	276	689
22	03/01/24	133	60	a113	a113	a113	339	519	6023	45	133.84	-	133.84	=	0.00	214	503	276	689
23	03/08/24	133	60	a113	a113	a113	339	519	6023	45	133.84	-	133.84	=	0.00	214	503	276	689
24	03/15/24	133	60	a113	a113	a113	339	519	6023	45	133.84	-	133.84	=	0.00	214	503	276	689
25	03/22/24	133	0				0	0	6023	45	133.84	-	133.84	=	0.00	214	503	276	689
26	03/29/24	133	0				0	0	6023	45	133.84	-	133.84	=	0.00	214	503	276	689
27	04/05/24	133	60	147	135	157	439	619	6462	48	134.63	-	133.84	=	0.78	214	503	276	689
28	04/12/24	134	59	113	137	123	373	550	6835	51	134.02	-	134.63	=	-0.61	214	503	276	689
29	04/19/24	134	59	134	138	150	422	599	7257	54	134.39	-	134.02	=	0.37	214	503	276	689

<u>&lt;100</u>	<u>100's</u>	<u>125's</u>	<u>150's</u>	<u>175's</u>	<u>200's</u>	<u>225's</u>	<u>250's</u>	<u>275's</u>	<u>300's</u>
3	15	23	11	1	1				
<u>&lt;400</u>	<u>400's</u>	<u>450's</u>	<u>500's</u>	<u>550's</u>	<u>600's</u>	<u>650's</u>	<u>700's</u>	<u>750's</u>	<u>800's</u>
8	9		1						

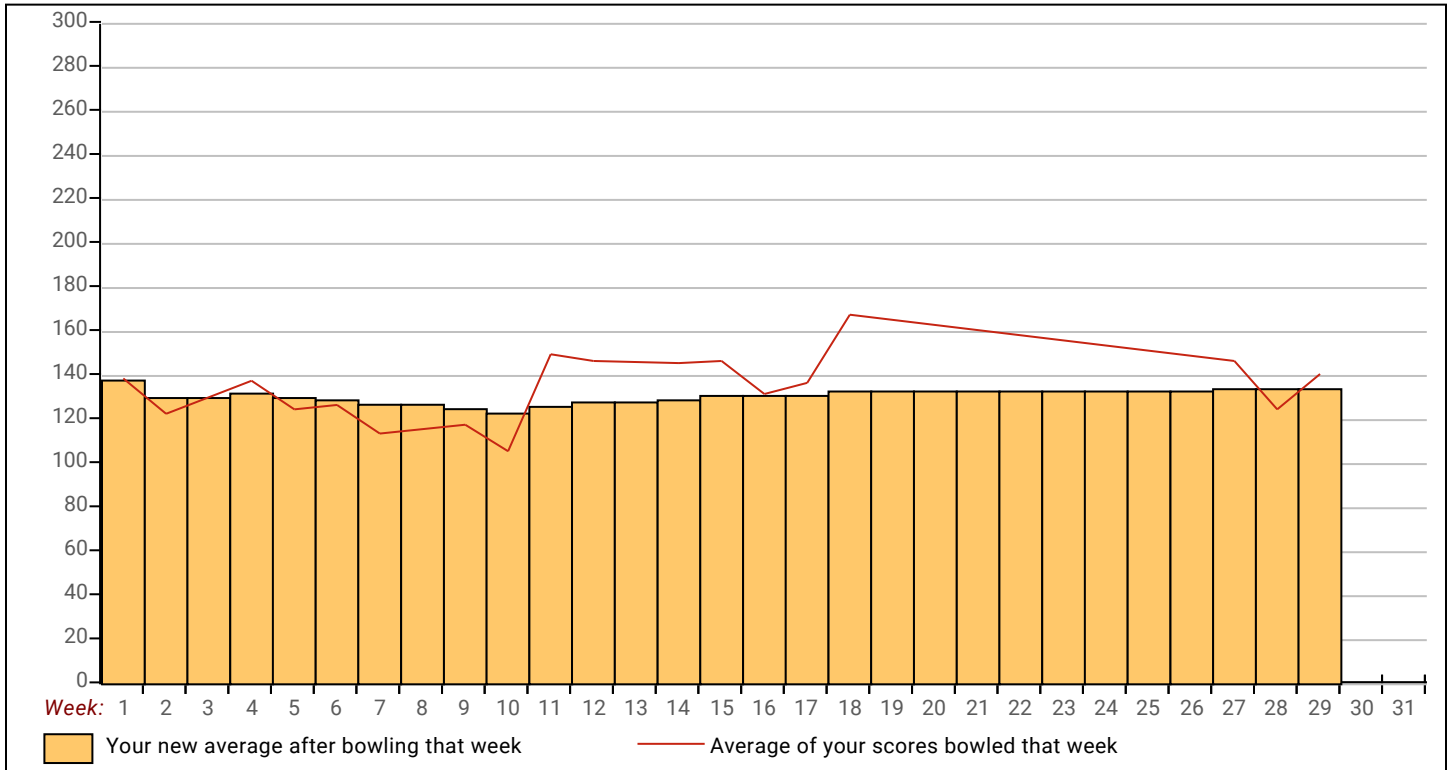
<u>Avg of Game 1</u>	<u>Avg of Game 2</u>	<u>Avg of Game 3</u>
130.56	132.61	140.00

High game of **214** on week **18**      High series of **503** on week **18**      High average of **138.67** after bowling week **1**  
 Low game of **93** on week **10**      Low series of **316** on week **10**      Low average of **123.17** after bowling week **10**

High Scores by Game

Game #1: **168** on week **12**    Game #2: **183** on week **18**    Game #3: **214** on week **18**

Note: This report includes information through April 19 which is Week 29 of 31



Note: This report includes information through April 19 which is Week 29 of 31

## Cynthia A. Gibbons's Bowling Record - Team 5: Pediatric Dental Specialists

Week No.	Bowling Date	Old Avg	Old HDCP	-1- -2- -3-			Total	HDCP Total		Pins	Gms	---Average Change---		High Game	High Sers	HDCP Game	HDCP Sers
												New - Old	---> +/-				
1	09/08/23	bk147	0				0	0	0	0		- 0.00 = 0.00	0	0			
2	09/15/23	bk147	47	162	140	<b>186</b>	488	629	488	3	162.67	- 0.00 = 162.67	186	488	233	629	
3	09/22/23	bk147	0				0	0	488	3	162.67	- 162.67 = 0.00	186	488	233	629	
4	09/29/23	bk147	47	144	<b>155</b>	183	482	623	970	6	161.67	- 162.67 = -1.00	186	488	233	629	
5	10/06/23	bk147	47	115	151	151	417	558	1387	9	154.11	- 161.67 = -7.56	186	488	233	629	
6	10/13/23	154	0				0	0	1387	9	154.11	- 154.11 = 0.00	186	488	233	629	
7	10/20/23	154	41	<b>152</b>	<b>145</b>	<b>160</b>	457	<b>580</b>	1844	12	153.67	- 154.11 = -0.44	186	488	233	629	
8	10/27/23	153	42	<b>189</b>	<b>180</b>	<b>132</b>	501	<b>627</b>	2345	15	156.33	- 153.67 = 2.67	189	501	233	629	
9	11/03/23	156	39	<b>177</b>	<b>193</b>	154	524	641	2869	18	159.39	- 156.33 = 3.06	193	524	233	641	
10	11/10/23	159	36	<b>197</b>	135	126	458	<b>566</b>	3327	21	158.43	- 159.39 = -0.96	197	524	233	641	
11	11/17/23	158	0				0	0	3327	21	158.43	- 158.43 = 0.00	197	524	233	641	
12	12/01/23	158	37	165	137	<b>164</b>	466	577	3793	24	158.04	- 158.43 = -0.39	197	524	233	641	
13	12/08/23	158	37	<b>167</b>	<b>134</b>	119	420	<b>531</b>	4213	27	156.04	- 158.04 = -2.00	197	524	233	641	
14	12/15/23	156	39	<b>169</b>	149	160	478	595	4691	30	156.37	- 156.04 = 0.33	197	524	233	641	
15	01/05/24	156	39	132	133	123	388	505	5079	33	153.91	- 156.37 = -2.46	197	524	233	641	

### End of 1st split

16	01/12/24	153	0				0	0	5079	33	153.91	- 153.91 = 0.00	197	524	233	641
17	01/19/24	153	0				0	0	5079	33	153.91	- 153.91 = 0.00	197	524	233	641
18	01/26/24	153	42	76	85	107	268	394	5347	36	148.53	- 153.91 = -5.38	197	524	233	641
19	02/02/24	148	0				0	0	5347	36	148.53	- 148.53 = 0.00	197	524	233	641
20	02/16/24	148	0				0	0	5347	36	148.53	- 148.53 = 0.00	197	524	233	641
21	02/23/24	148	0				0	0	5347	36	148.53	- 148.53 = 0.00	197	524	233	641
22	03/01/24	148	0				0	0	5347	36	148.53	- 148.53 = 0.00	197	524	233	641
23	03/08/24	148	0				0	0	5347	36	148.53	- 148.53 = 0.00	197	524	233	641
24	03/15/24	148	46	119	158	129	406	544	5753	39	147.51	- 148.53 = -1.01	197	524	233	641
25	03/22/24	147	47	<b>151</b>	158	<b>137</b>	446	<b>587</b>	6199	42	147.60	- 147.51 = 0.08	197	524	233	641
26	03/29/24	147	47	147	133	133	413	554	6612	45	146.93	- 147.60 = -0.66	197	524	233	641
27	04/05/24	146	0				0	0	6612	45	146.93	- 146.93 = 0.00	197	524	233	641
28	04/12/24	146	48	129	<b>147</b>	<b>159</b>	435	<b>579</b>	7047	48	146.81	- 146.93 = -0.12	197	524	233	641
29	04/19/24	146	48	<b>174</b>	156	<b>157</b>	487	<b>631</b>	7534	51	147.73	- 146.81 = 0.91	197	524	233	641

### 

<u>&lt;100</u>	<u>100's</u>	<u>125's</u>	<u>150's</u>	<u>175's</u>	<u>200's</u>	<u>225's</u>	<u>250's</u>	<u>275's</u>	<u>300's</u>
2	5	18	19	7					
<u>&lt;400</u>	<u>400's</u>	<u>450's</u>	<u>500's</u>	<u>550's</u>	<u>600's</u>	<u>650's</u>	<u>700's</u>	<u>750's</u>	<u>800's</u>
2	6	7	2						

<u>Avg of Game 1</u>	<u>Avg of Game 2</u>	<u>Avg of Game 3</u>
150.88	146.41	145.88

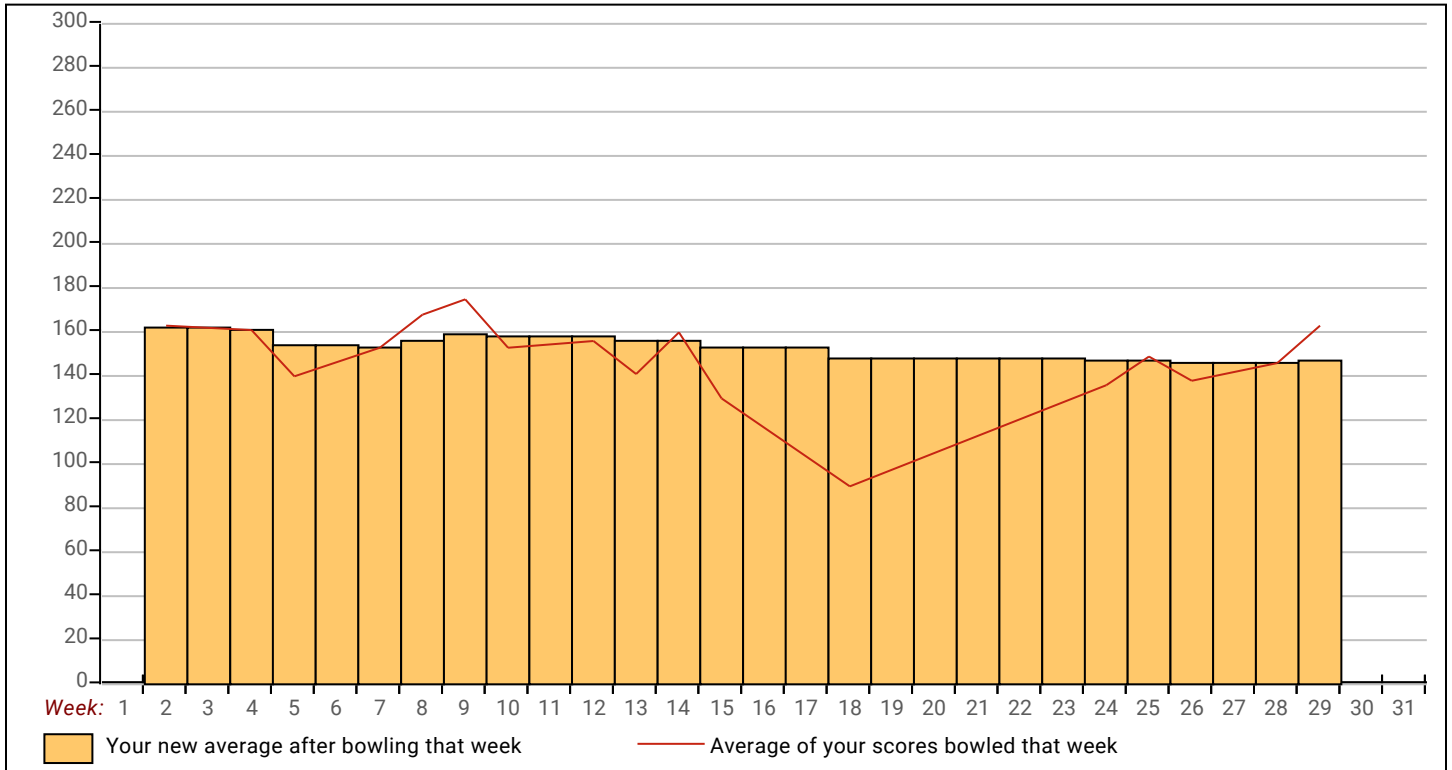
High game of **197** on week **10**      High series of **524** on week **9**      High average of **162.67** after bowling week **2**  
 Low game of **76** on week **18**      Low series of **268** on week **18**      Low average of **146.81** after bowling week **28**

High Scores by Game

Game #1: **197** on week **10**    Game #2: **193** on week **9**    Game #3: **186** on week **2**



Note: This report includes information through April 19 which is Week 29 of 31



Note: This report includes information through April 19 which is Week 29 of 31

## Eileen M. McLaughlin's Bowling Record - Team 5: Pediatric Dental Specialists

Week No.	Bowling Date	Old Avg	Old HDCP	HDCP				HDCP		---Average Change---			High Game	High Sers	HDCP Game	HDCP Sers			
				-1-	-2-	-3-	Total	Total	Pins	Gms	New	Old					---> +/-		
1	09/08/23	bk132	61	143	150	129	422	605	422	3	140.67	-	0.00	=	140.67	150	422	211	605
2	09/15/23	bk132	0				0	0	422	3	140.67	-	140.67	=	0.00	150	422	211	605
3	09/22/23	bk132	0				0	0	422	3	140.67	-	140.67	=	0.00	150	422	211	605
4	09/29/23	bk132	61	130	110	130	370	553	792	6	132.00	-	140.67	=	-8.67	150	422	211	605
5	10/06/23	bk132	61	141	106	112	359	542	1151	9	127.89	-	132.00	=	-4.11	150	422	211	605
6	10/13/23	127	65	143	123	144	410	605	1561	12	130.08	-	127.89	=	2.19	150	422	211	605
7	10/20/23	130	0				0	0	1561	12	130.08	-	130.08	=	0.00	150	422	211	605
8	10/27/23	130	63	121	137	123	381	570	1942	15	129.47	-	130.08	=	-0.62	150	422	211	605
9	11/03/23	129	63	100	93	130	323	512	2265	18	125.83	-	129.47	=	-3.63	150	422	211	605
10	11/10/23	125	67	109	87	121	317	518	2582	21	122.95	-	125.83	=	-2.88	150	422	211	605
11	11/17/23	122	70	160	110	94	364	574	2946	24	122.75	-	122.95	=	-0.20	160	422	230	605
12	12/01/23	122	0				0	0	2946	24	122.75	-	122.75	=	0.00	160	422	230	605
13	12/08/23	122	70	140	137	100	377	587	3323	27	123.07	-	122.75	=	0.32	160	422	230	605
14	12/15/23	123	69	160	153	105	418	625	3741	30	124.70	-	123.07	=	1.63	160	422	230	625
15	01/05/24	124	68	119	114	125	358	562	4099	33	124.21	-	124.70	=	-0.49	160	422	230	625

### End of 1st split

16	01/12/24	124	68	84	116	101	301	505	4400	36	122.22	-	124.21	=	-1.99	160	422	230	625
17	01/19/24	122	70	a102	a102	a102	306	516	4400	36	122.22	-	122.22	=	0.00	160	422	230	625
18	01/26/24	122	70	132	114	104	347	557	4747	39	121.72	-	122.22	=	-0.50	160	422	230	625
19	02/02/24	121	71	95	128	139	362	575	5109	42	121.64	-	121.72	=	-0.08	160	422	230	625
20	02/16/24	121	71	127	97	109	333	546	5442	45	120.93	-	121.64	=	-0.71	160	422	230	625
21	02/23/24	120	72	129	110	114	353	569	5795	48	120.73	-	120.93	=	-0.20	160	422	230	625
22	03/01/24	120	72	108	110	116	334	550	6129	51	120.18	-	120.73	=	-0.55	160	422	230	625
23	03/08/24	120	72	133	121	129	383	599	6512	54	120.59	-	120.18	=	0.42	160	422	230	625
24	03/15/24	120	72	142	148	112	402	618	6914	57	121.30	-	120.59	=	0.71	160	422	230	625
25	03/22/24	121	71	102	160	119	381	594	7295	60	121.58	-	121.30	=	0.29	160	422	231	625
26	03/29/24	121	71	131	123	126	380	593	7675	63	121.83	-	121.58	=	0.24	160	422	231	625
27	04/05/24	121	71	89	125	109	323	536	7998	66	121.18	-	121.83	=	-0.64	160	422	231	625
28	04/12/24	121	71	122	120	128	370	583	8368	69	121.28	-	121.18	=	0.09	160	422	231	625
29	04/19/24	121	71				0	0	8368	69	121.28	-	121.28	=	0.00	160	422	231	625

### Summary Statistics

<u>&lt;100</u>	<u>100's</u>	<u>125's</u>	<u>150's</u>	<u>175's</u>	<u>200's</u>	<u>225's</u>	<u>250's</u>	<u>275's</u>	<u>300's</u>
7	32	25	5						
<u>&lt;400</u>	<u>400's</u>	<u>450's</u>	<u>500's</u>	<u>550's</u>	<u>600's</u>	<u>650's</u>	<u>700's</u>	<u>750's</u>	<u>800's</u>
19	4								

<u>Avg of Game 1</u>	<u>Avg of Game 2</u>	<u>Avg of Game 3</u>
124.35	121.39	118.09

High game of 160 on week 11      High series of 422 on week 1      High average of 140.67 after bowling week 1  
 Low game of 84 on week 16      Low series of 301 on week 16      Low average of 120.18 after bowling week 22

High Scores by Game  
 Game #1: 160 on week 11    Game #2: 160 on week 25    Game #3: 144 on week 6

Note: This report includes information through April 19 which is Week 29 of 31

