

Newcomers 2021-22

Wednesday 9:30 am

Big Apple Fun Center

Lanes 25 - 30

President: Linda Fees

Secretary/Treasurer: Jodi Daily

Team Standings

Place	#	Team Name	Points Won	Points Lost	%Won	Pins + HDCP	Scratch Pins	Avg p/gm	Year-To-Date WON	Y-T-D LOST	Y-T-D % WON
1	6	Tub's Pub	44	20	68.8	53588	37955	395	73	55	57.0
2	4	Bowlin' Babes	36	28	56.3	53380	38272	398	76½	51½	59.8
3	1	Pin Drops	35	29	54.7	53619	36813	383	76	52	59.4
4	2	Day Dreamers	34	30	53.1	53834	37193	387	68½	59½	53.5
5	3	Hits & Mrs	33	31	51.6	54002	38090	396	72	56	56.3
6	5	Bye	10	54		0	0		18	110	14.1

Review of Last Week's Bowling.....

Lanes	Team Name	HDCP -1-	HDCP -2-	HDCP -3-	HDCP Total	Last Wk WON	Team Name	HDCP -1-	HDCP -2-	HDCP -3-	HDCP Total	Last Wk WON
25-26	Bye	0	0	0	0	0	<---> Bowlin' Babes	594	536	616	1746	4
27-28	Pin Drops	568	524	590	1682	1	<---> Tub's Pub	591	547	571	1709	3
29-30	Day Dreamers	519	560	586	1665	2	<---> Hits & Mrs	541	563	535	1639	2

Lane Assignments

27-28

Wk33 04/13 1- 6 Playoff Scores count

Last Week's Top Scores

Team Scratch Game		Team Scratch Series		Team Handicap Game		Team Handicap Series	
465	Bowlin' Babes	1293	Bowlin' Babes	616	Bowlin' Babes	1746	Bowlin' Babes
430	Pin Drops	1220	Tub's Pub	591	Tub's Pub	1709	Tub's Pub
429	Day Dreamers	1202	Pin Drops	590	Pin Drops	1682	Pin Drops
428	Tub's Pub	1194	Day Dreamers	586	Day Dreamers	1665	Day Dreamers
389	Hits & Mrs	1117	Hits & Mrs	563	Hits & Mrs	1639	Hits & Mrs
Scratch Game		Scratch Series		Handicap Game		Handicap Series	
180	Jodi Daily	473	Jo Johnson	225	Jodi Daily	629	Jo Johnson
173	Pat Bowie	438	Jodi Daily	223	Lynn Eacker	598	Deb Gibbs
168	Jo Johnson	437	Pat Bowie	221	Deb Gibbs	592	Lynn Eacker
167	Deb Gibbs	436	Deb Gibbs	220	Jo Johnson	581	Beth Bryan
157	Nancy Bamrick	425	Beth Bryan	217	Pat Bowie	573	Jodi Daily
155	Lynn Eacker	423	Nancy Bamrick	204	Linda Fees	569	Pat Bowie
153	Linda Fees	409	Lynda Ogle	204	Beth Bryan	559	Lynda Ogle

Season High Scores

Team Scratch Game		Team Scratch Series		Team Handicap Game		Team Handicap Series	
505	Tub's Pub	1386	Hits & Mrs	686	Tub's Pub	1867	Hits & Mrs
504	Hits & Mrs	1342	Bowlin' Babes	673	Hits & Mrs	1834	Bowlin' Babes
490	Day Dreamers	1299	Day Dreamers	648	Day Dreamers	1814	Tub's Pub
474	Bowlin' Babes	1290	Pin Drops	638	Bowlin' Babes	1786	Day Dreamers
456	Pin Drops	1281	Tub's Pub	622	Pin Drops	1779	Pin Drops
Scratch Game		Scratch Series		Handicap Game		Handicap Series	
215	Steph Meier	540	Jodi Daily	281	Steph Meier	684	Jodi Daily
209	Jodi Daily	526	Nancy Bamrick	258	Lynda Ogle	678	Randi Stucker
202	Lynda Ogle	502	Pat Bowie	257	Jodi Daily	676	Steph Meier
198	Pat Bowie	502	Lynda Ogle	249	Nancy Bamrick	670	Nancy Bamrick
194	Jen Landanger	501	Jen Landanger	246	Jo Johnson	670	Lynda Ogle
193	Nancy Bamrick	498	Deb Gibbs	246	Donna Michel	666	Deb Gibbs
186	Beth Bryan	492	Steph Meier	243	Pat Bowie	651	Crystal Dailey
186	Crystal Dailey			243	Crystal Dailey		
186	Deb Gibbs						

Newcomers 2021-22

Team Rosters

1 - Pin Drops

<u>Name</u>	<u>Avg</u>	<u>HDCP</u>	<u>Pins</u>	<u>Gms</u>	<u>High Game</u>	<u>High Sers</u>	<u>HDCP Game</u>	<u>HDCP Sers</u>	<u>Most Improved Avg +/-</u>	<u>To Raise Avg +1</u>	<u>To Drop Avg -1</u>	<u>Weekly Over Avg Series Avg +/-</u>
Sheryl S. Cochran	136	51	8177	60	170	481	219	627	139 -2.72	454	390	393 - 408=-15
Beth Bryan	135	52	8937	66	186	448	239	616	135 +0.41	447	377	425 - 405=20
Debra K. Kermmoade	128	57	5794	45	169	420	227	608	124 +4.76	398	349	384 - 384=0
Megan R. Deaver	113	69	3749	33	163	422	233	638	107 +6.61	355	318	
Randi K. Stucker	126	59	7228	57	170	468	236	678	129 -2.19	392	331	

2 - Day Dreamers

<u>Name</u>	<u>Avg</u>	<u>HDCP</u>	<u>Pins</u>	<u>Gms</u>	<u>High Game</u>	<u>High Sers</u>	<u>HDCP Game</u>	<u>HDCP Sers</u>	<u>Most Improved Avg +/-</u>	<u>To Raise Avg +1</u>	<u>To Drop Avg -1</u>	<u>Weekly Over Avg Series Avg +/-</u>
Jen Landanger	145	44	7880	54	194	501	238	648	137 +8.93	442	384	
Micki Vest	126	59	10617	84	175	432	239	624	129 -2.61	432	344	353 - 378=-25
Deb Gibbs	133	53	10774	81	186	498	242	666	131 +2.01	482	397	436 - 396=40
Cierra Schaepler	85	92	681	8	105	279	201	567		265	253	
Sue Bartels	107	74	2256	21	148	404	226	638	107 +0.43	336	311	

3 - Hits & Mrs

<u>Name</u>	<u>Avg</u>	<u>HDCP</u>	<u>Pins</u>	<u>Gms</u>	<u>High Game</u>	<u>High Sers</u>	<u>HDCP Game</u>	<u>HDCP Sers</u>	<u>Most Improved Avg +/-</u>	<u>To Raise Avg +1</u>	<u>To Drop Avg -1</u>	<u>Weekly Over Avg Series Avg +/-</u>
Nancy Bamrick	144	44	12580	87	193	526	249	670	142 +2.60	470	379	423 - 432=-9
Donna J. Michel	125	60	6263	50	182	444	246	630	118 +7.26	415	361	
Lynda M. Ogle	137	50	12811	93	202	502	258	670	130 +7.75	437	340	409 - 411=-2
Pam J. Maloley	125	60	376	3	138	376	198	556		380	373	
Pam Witter	99	80	1791	18	141	355	215	577		309	287	285 - 300=-15

4 - Bowlin' Babes

<u>Name</u>	<u>Avg</u>	<u>HDCP</u>	<u>Pins</u>	<u>Gms</u>	<u>High Game</u>	<u>High Sers</u>	<u>HDCP Game</u>	<u>HDCP Sers</u>	<u>Most Improved Avg +/-</u>	<u>To Raise Avg +1</u>	<u>To Drop Avg -1</u>	<u>Weekly Over Avg Series Avg +/-</u>
Bronte M. Nielsen	113	69	1253	11	152	405	210	579		343	328	
Crystal S. Dailey	132	54	12293	93	186	477	243	651	128 +4.18	475	378	382 - 396=-14
Jodi Daily	143	45	12938	90	209	540	257	684	155 -11.24	454	360	438 - 429=9
Jo Johnson	136	51	5733	42	184	473	246	629	131 +5.50	432	386	473 - 402=71
Diane L. Canfield	125	60	3007	24	157	458	224	638	125 +0.29	395	367	

5 - Bye

6 - Tub's Pub

<u>Name</u>	<u>Avg</u>	<u>HDCP</u>	<u>Pins</u>	<u>Gms</u>	<u>High Game</u>	<u>High Sers</u>	<u>HDCP Game</u>	<u>HDCP Sers</u>	<u>Most Improved Avg +/-</u>	<u>To Raise Avg +1</u>	<u>To Drop Avg -1</u>	<u>Weekly Over Avg Series Avg +/-</u>
Linda K. Fees	136	51	11333	83	185	474	237	633	135 +1.54	449	362	395 - 408=-13
Lynn R. Eacker	115	68	10745	93	175	416	241	612	119 -3.46	391	294	388 - 345=43
Pat L. Bowie	145	44	10049	69	198	502	243	637	147 -1.36	463	390	437 - 435=2
Steph Meier	146	43	1321	9	215	492	281	676		443	430	

Individual High Averages

145.93 Jen Landanger	145.64 Pat Bowie	144.60 Nancy Bamrick
143.76 Jodi Daily	137.75 Lynda Ogle	136.54 Linda Fees

Most Improved Average

137 to 145.93 = +8.93 Jen Landanger	130 to 137.75 = +7.75 Lynda Ogle	118 to 125.26 = +7.26 Donna Michel
107 to 113.61 = +6.61 Megan Deaver	131 to 136.50 = +5.50 Jo Johnson	124 to 128.76 = +4.76 Debra Kermmoad

Most Un-Improved Averages

155 to 143.76 = -11.24 Jodi Daily	119 to 115.54 = -3.46 Lynn Eacker	139 to 136.28 = -2.72 Sheryl Cochran
129 to 126.39 = -2.61 Micki Vest	129 to 126.81 = -2.19 Randi Stucker	147 to 145.64 = -1.36 Pat Bowie

Newcomers 2021-22

Big Apple Fun Center

Reprint of Scores -- Week 32

Lane 25 5 - Bye Week 32 4/13/2022

Name	Old Avg	Old HDCP	-1-	-2-	-3-	Total	HDCP Total
Sheryl S. Cochran	136	51	123	127	143	393	546
Beth Bryan	135	52	152	122	151	425	581
Debra K. Kermmoade	128	57	133	115	136	384	555
			====	====	====	====	====
Scratch Total			408	364	430	1202	1202
Handicap			160	160	160		480
Total			568	524	590	1202	1682
Team Points Won			0.0	0.0	1.0	1.0	1.0

Lane 26 4 - Bowlin' Babes Week 32 4/13/2022

Name	Old Avg	Old HDCP	-1-	-2-	-3-	Total	HDCP Total
Crystal S. Dailey	132	54	139	126	117	382	544
Jodi Daily	143	45	141	117	180	438	573
Jo Johnson	134	52	163	142	168	473	629
			====	====	====	====	====
Scratch Total			443	385	465	1293	1293
Handicap			151	151	151		453
Total			594	536	616	1293	1746
Team Points Won			1.0	1.0	1.0	4.0	4.0

Lane 27 1 - Pin Drops Week 32 4/13/2022

Name	Old Avg	Old HDCP	-1-	-2-	-3-	Total	HDCP Total
Sheryl S. Cochran	136	51	123	127	143	393	546
Beth Bryan	135	52	152	122	151	425	581
Debra K. Kermmoade	128	57	133	115	136	384	555
			====	====	====	====	====
Scratch Total			408	364	430	1202	1202
Handicap			160	160	160		480
Total			568	524	590	1202	1682
Team Points Won			0.0	0.0	1.0	1.0	1.0

Lane 28 6 - Tub's Pub Week 32 4/13/2022

Name	Old Avg	Old HDCP	-1-	-2-	-3-	Total	HDCP Total
Linda K. Fees	136	51	122	120	153	395	548
Lynn R. Eacker	115	68	155	91	142	388	592
Pat L. Bowie	145	44	151	173	113	437	569
			====	====	====	====	====
Scratch Total			428	384	408	1220	1220
Handicap			163	163	163		489
Total			591	547	571	1220	1709
Team Points Won			1.0	1.0	0.0	3.0	3.0

Lane 29 2 - Day Dreamers Week 32 4/13/2022

Name	Old Avg	Old HDCP	-1-	-2-	-3-	Total	HDCP Total
Jen Landanger	145	44	a135	a135	a135	405	537
Micki Vest	126	59	119	101	133	353	530
Deb Gibbs	132	54	108	167	161	436	598
			====	====	====	====	====
Scratch Total			362	403	429	1194	1194
Handicap			157	157	157		471
Total			519	560	586	1194	1665
Team Points Won			0.0	0.0	1.0	2.0	2.0

Lane 30 3 - Hits & Mrs Week 32 4/13/2022

Name	Old Avg	Old HDCP	-1-	-2-	-3-	Total	HDCP Total
Nancy Bamrick	144	44	127	157	139	423	555
Lynda M. Ogle	137	50	150	142	117	409	559
Pam Witter	100	80	90	90	105	285	525
			====	====	====	====	====
Scratch Total			367	389	361	1117	1117
Handicap			174	174	174		522
Total			541	563	535	1117	1639
Team Points Won			1.0	1.0	0.0	2.0	2.0

Newcomers 2021-22

Big Apple Fun Center

Change in Average

Name	-----Old-----		Old					---Average Change---			Weekly Over Avg
	Pins	Games	Avg	-1-	-2-	-3-	Total	New - Old	----> +/-	Series Avg +/-	
Nancy Bamrick	12157	84	144	127	157	139	423	144.60	- 144.73	= -0.13	423 - 432=-9
Sue Bartels	2256	21	107				0	107.43	- 107.43	= 0.00	
Pat L. Bowie	9612	66	145	151	173	113	437	145.64	- 145.64	= 0.00	437 - 435=2
Beth Bryan	8512	63	135	152	122	151	425	135.41	- 135.11	= 0.30	425 - 405=20
Diane L. Canfield	3007	24	125				0	125.29	- 125.29	= 0.00	
Sheryl S. Cochran	7784	57	136	123	127	143	393	136.28	- 136.56	= -0.28	393 - 408=-15
Crystal S. Dailey	11911	90	132	139	126	117	382	132.18	- 132.34	= -0.16	382 - 396=-14
Jodi Daily	12500	87	143	141	117	180	438	143.76	- 143.68	= 0.08	438 - 429=9
Megan R. Deaver	3749	33	113				0	113.61	- 113.61	= 0.00	
Lynn R. Eacker	10357	90	115	155	91	142	388	115.54	- 115.08	= 0.46	388 - 345=43
Linda K. Fees	10938	80	136	122	120	153	395	136.54	- 136.72	= -0.18	395 - 408=-13
Deb Gibbs	10338	78	132	108	167	161	436	133.01	- 132.54	= 0.47	436 - 396=40
Jo Johnson	5260	39	134	163	142	168	473	136.50	- 134.87	= 1.63	473 - 402=71
Debra K. Kermmoade	5410	42	128	133	115	136	384	128.76	- 128.81	= -0.05	384 - 384=0
Jen Landanger	7880	54	145	a135	a135	a135	405	145.93	- 145.93	= 0.00	
Pam J. Maloley	376	3	125				0	125.33	- 125.33	= 0.00	
Steph Meier	1321	9	146				0	146.78	- 146.78	= 0.00	
Donna J. Michel	6263	50	125				0	125.26	- 125.26	= 0.00	
Bronte M. Nielsen	1253	11	113				0	113.91	- 113.91	= 0.00	
Lynda M. Ogle	12402	90	137	150	142	117	409	137.75	- 137.80	= -0.05	409 - 411=-2
Cierra Schaepler	681	8	85				0	85.13	- 85.13	= 0.00	
Randi K. Stucker	7228	57	126				0	126.81	- 126.81	= 0.00	
Micki Vest	10264	81	126	119	101	133	353	126.39	- 126.72	= -0.32	353 - 378=-25
Pam Witter	1506	15	100	90	90	105	285	99.50	- 100.40	= -0.90	285 - 300=-15

Newcomers 2021-22

Big Apple Fun Center

* Bowlers listed must have a minimum of 1 games.

High Average Listing

	<u>Name</u>	<u>True Average</u>	<u>Pins</u>	<u>Gms</u>	<u>To Raise Avg +1</u>	<u>To Drop Avg -1</u>
1	Steph Meier	146.78	1321	9	443	430
2	Jen Landanger	145.93	7880	54	442	384
3	Pat L. Bowie	145.64	10049	69	463	390
4	Nancy Bamrick	144.60	12580	87	470	379
5	Jodi Daily	143.76	12938	90	454	360
6	Lynda M. Ogle	137.75	12811	93	437	340
7	Linda K. Fees	136.54	11333	83	449	362
8	Jo Johnson	136.50	5733	42	432	386
9	Sheryl S. Cochran	136.28	8177	60	454	390
10	Beth Bryan	135.41	8937	66	447	377
11	Deb Gibbs	133.01	10774	81	482	397
12	Crystal S. Dailey	132.18	12293	93	475	378
13	Debra K. Kermmoade	128.76	5794	45	398	349
14	Randi K. Stucker	126.81	7228	57	392	331
15	Micki Vest	126.39	10617	84	432	344
16	Pam J. Maloley	125.33	376	3	380	373
17	Diane L. Canfield	125.29	3007	24	395	367
18	Donna J. Michel	125.26	6263	50	415	361
19	Lynn R. Eacker	115.54	10745	93	391	294
20	Bronte M. Nielsen	113.91	1253	11	343	328
21	Megan R. Deaver	113.61	3749	33	355	318
22	Sue Bartels	107.43	2256	21	336	311
23	Pam Witter	99.50	1791	18	309	287
24	Cierra Schaepler	85.13	681	8	265	253

Newcomers 2021-22

Big Apple Fun Center

* Bowlers listed must have a minimum of 21 games.

Note: This report includes information through April 13 which is Week 32 of 33

Most Improved Averages

Name	True Average	Most Improved Avg	+/-	Name	True Average	Most Improved Avg	+/-
Jen Landanger	145.93	137	+8.93	Sue Bartels	107.43	107	+0.43
Lynda M. Ogle	137.75	130	+7.75	Beth Bryan	135.41	135	+0.41
Donna J. Michel	125.26	118	+7.26	Diane L. Canfield	125.29	125	+0.29
Megan R. Deaver	113.61	107	+6.61	Pat L. Bowie	145.64	147	-1.36
Jo Johnson	136.50	131	+5.50	Randi K. Stucker	126.81	129	-2.19
Debra K. Kermmoade	128.76	124	+4.76	Micki Vest	126.39	129	-2.61
Crystal S. Dailey	132.18	128	+4.18	Sheryl S. Cochran	136.28	139	-2.72
Nancy Bamrick	144.60	142	+2.60	Lynn R. Eacker	115.54	119	-3.46
Deb Gibbs	133.01	131	+2.01	Jodi Daily	143.76	155	-11.24
Linda K. Fees	136.54	135	+1.54				

Newcomers 2021-22

Big Apple Fun Center

* Bowlers listed must have a minimum of 1 games.

Most Pins Over Average

Name	-----Old-----		Old				Total	---Average Change---			Weekly Over Avg
	Pins	Games	Avg	-1-	-2-	-3-		New - Old ---> +/-	Series Avg +/-		
Jo Johnson	5260	39	134	163	142	168	473	136.50	- 134.87	= 1.63	473 - 402=71
Lynn R. Eacker	10357	90	115	155	91	142	388	115.54	- 115.08	= 0.46	388 - 345=43
Deb Gibbs	10338	78	132	108	167	161	436	133.01	- 132.54	= 0.47	436 - 396=40
Beth Bryan	8512	63	135	152	122	151	425	135.41	- 135.11	= 0.30	425 - 405=20
Jodi Daily	12500	87	143	141	117	180	438	143.76	- 143.68	= 0.08	438 - 429=9
Pat L. Bowie	9612	66	145	151	173	113	437	145.64	- 145.64	= 0.00	437 - 435=2
Debra K. Kermmoade	5410	42	128	133	115	136	384	128.76	- 128.81	= -0.05	384 - 384=0
Lynda M. Ogle	12402	90	137	150	142	117	409	137.75	- 137.80	= -0.05	409 - 411=-2
Nancy Bamrick	12157	84	144	127	157	139	423	144.60	- 144.73	= -0.13	423 - 432=-9
Linda K. Fees	10938	80	136	122	120	153	395	136.54	- 136.72	= -0.18	395 - 408=-13
Crystal S. Dailey	11911	90	132	139	126	117	382	132.18	- 132.34	= -0.16	382 - 396=-14
Sheryl S. Cochran	7784	57	136	123	127	143	393	136.28	- 136.56	= -0.28	393 - 408=-15
Pam Witter	1506	15	100	90	90	105	285	99.50	- 100.40	= -0.90	285 - 300=-15
Micki Vest	10264	81	126	119	101	133	353	126.39	- 126.72	= -0.32	353 - 378=-25

Newcomers 2021-22

Big Apple Fun Center

This report is for scores bowled April 13 which is Week 32 of 33

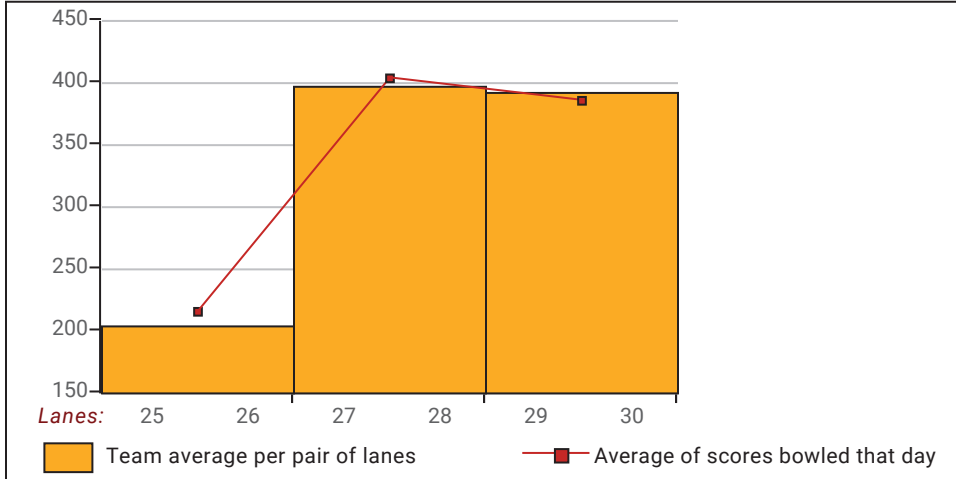
This Week's Statistics: Lefties vs Righties

Unless designated left handed, bowlers are considered right handed.

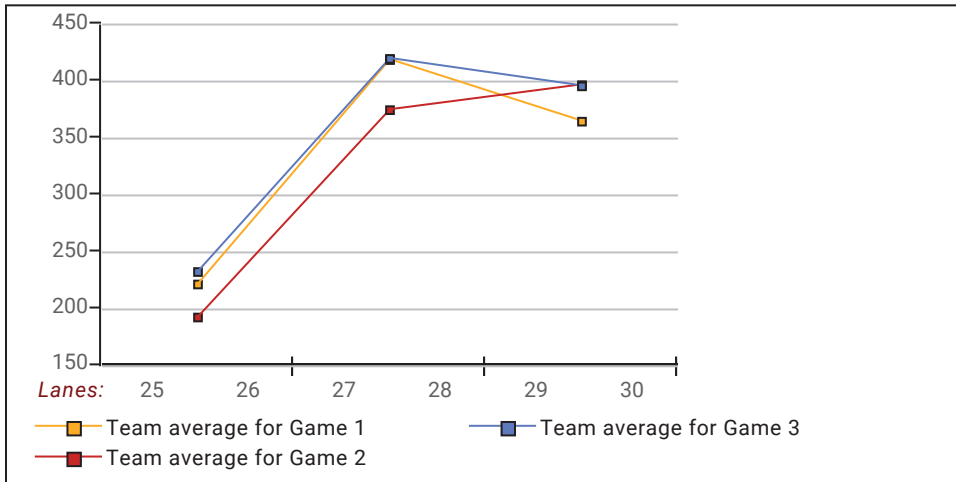
	Over All	Right	Left
How many people bowled	14	13	1
Number of games bowled	42	39	3
Actual average of week's scores	133.83	132.90	146.00
How many games above average	22	21	1
How many games below average	20	18	2
Pins above/below average per game	2.19	2.13	3.00
How many people raised average	6	5	1
by this amount	0.49	0.57	0.08
How many people went down	8	8	--
by this amount	-0.26	-0.26	0.00
League average before bowling	132.21	131.33	143.68
League average after bowling	132.28	131.39	143.76
Change in league average	0.06	0.06	0.08
800s	--	--	--
775s	--	--	--
750s	--	--	--
725s	--	--	--
700s	--	--	--
675s	--	--	--
650s	--	--	--
625s	--	--	--
600s	--	--	--
575s	--	--	--
550s	--	--	--
525s	--	--	--
500s	--	--	--
475s	--	--	--
450s	1	1	--
425s	4	3	1
400s	2	2	--
below 400	7	7	--
300s	--	--	--
275s	--	--	--
250s	--	--	--
225s	--	--	--
200s	--	--	--
175s	1	--	1
150s	12	12	--
125s	13	12	1
100s	13	12	1
below 100	3	3	--

This report is for scores bowled April 13 which is Week 32 of 33

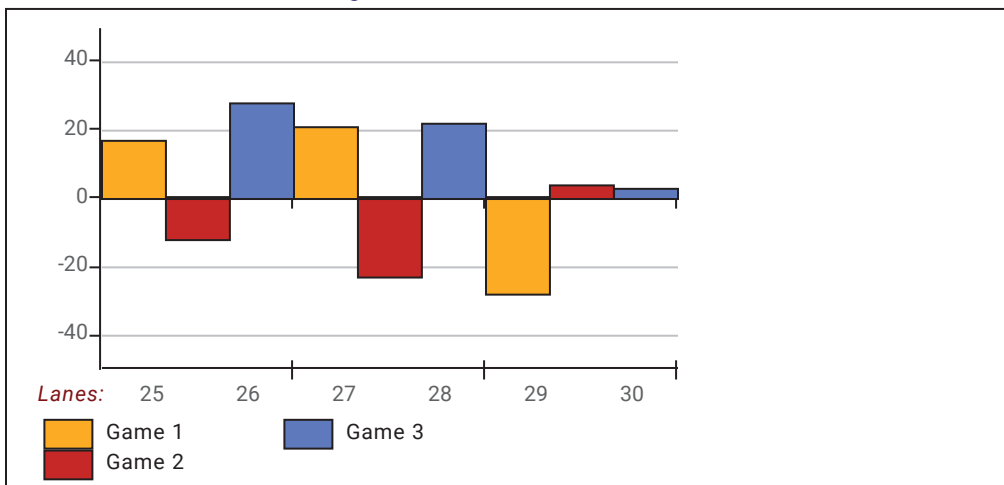
Team Average vs Avg of Scores



Average of Scores for Each Game

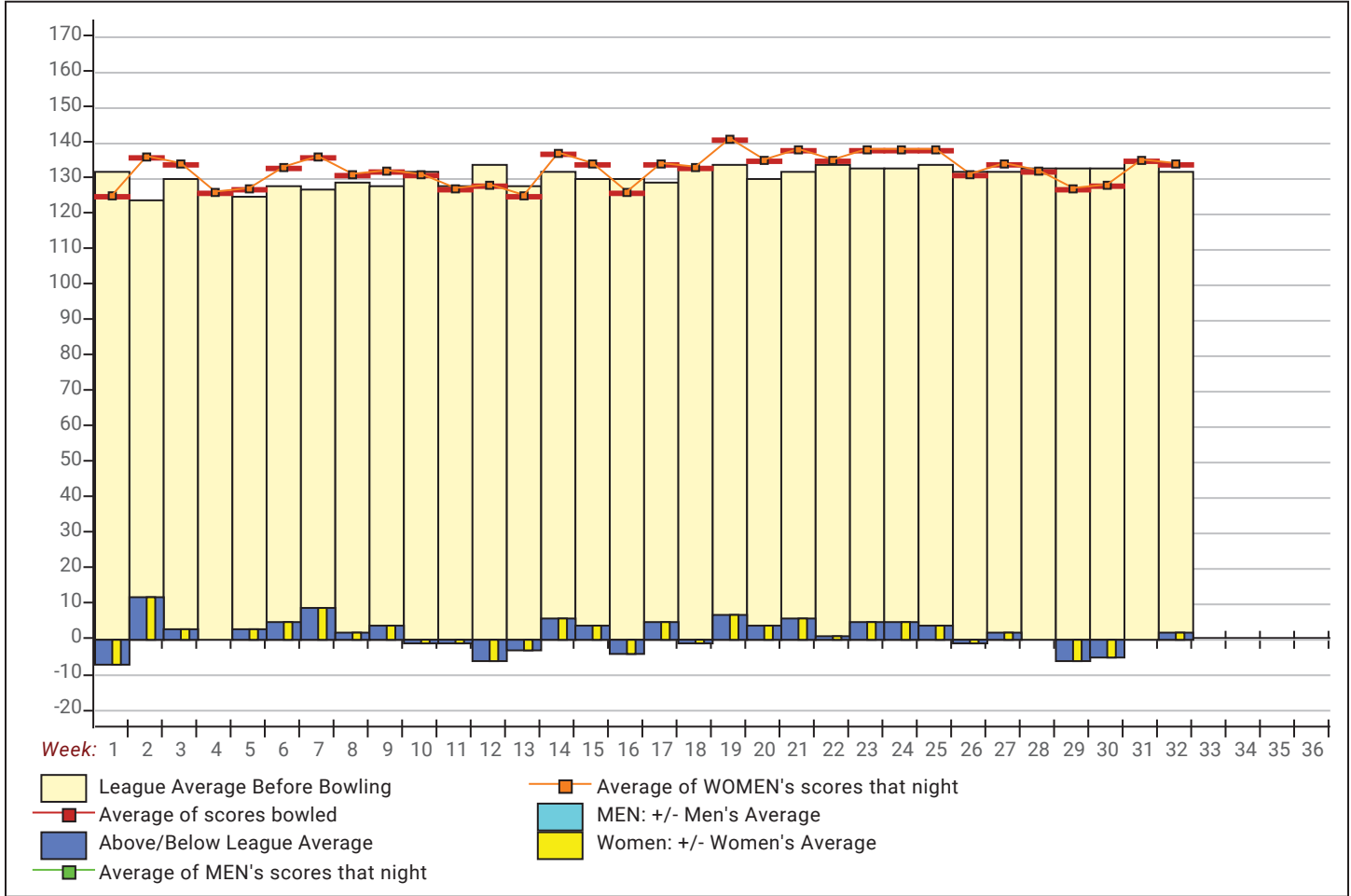


Amount Over/Under Team Average



This report is for scores bowled April 13 which is Week 32 of 33

League Average Week-by-Week



League Average Statistics for Last Week

	League	Right Hand	Left Hand
League Average Before Bowling	132.21	131.33	143.68
Average of scores bowled that night	133.83	132.90	146.00
New League Average After Bowling	132.28	131.39	143.76
Change in League Average	.06	.06	.08
People Who Bowled Over Average	6	5	1
People Who Bowled Under Average	8	8	
Average Amount of Series Over Avg	30.83	35.20	9.00
Average Amount of Series Under Avg	-11.63	-11.63	
Difference Avg, NiteAvg	2.19	2.13	3.00
Number of Bowlers	14	13	1
Number of Games Bowled	42	39	3
People Who Raised Their Average	6	5	1
Raised By an Average of This Amount	.49	.57	.08
People Who Lowered Their Average	8	8	
Lowered By an Average of This Amou	-.26	-.26	
Number of Games Bowled Over Avera	22	21	1
Number of Games Bowled Under Avera	20	18	2

Note: Averages are based only on people who bowled.

Press Release -- 4/13/2022

Newcomers 2021-22

Big Apple Fun Center

Team Standings

Place	Team Name	Avg p/gm	Points Won	Points Lost	Year-To-Date WON	Y-T-D LOST
1	Tub's Pub	395	44	20	73	55
2	Bowlin' Babes	398	36	28	76½	51½
3	Pin Drops	383	35	29	76	52
4	Day Dreamers	387	34	30	68½	59½
5	Hits & Mrs	396	33	31	72	56
6	Bye		10	54	18	110

*** Although not shown, standings are determined by points only for the current split

Last Week's Top Scores

Scratch Game		Scratch Series		Handicap Game		Handicap Series	
180	Jodi Daily	473	Jo Johnson	225	Jodi Daily	629	Jo Johnson
173	Pat Bowie	438	Jodi Daily	223	Lynn Eacker	598	Deb Gibbs
168	Jo Johnson	437	Pat Bowie	221	Deb Gibbs	592	Lynn Eacker
167	Deb Gibbs	436	Deb Gibbs	220	Jo Johnson	581	Beth Bryan
157	Nancy Bamrick	425	Beth Bryan	217	Pat Bowie	573	Jodi Daily
155	Lynn Eacker	423	Nancy Bamrick	204	Linda Fees	569	Pat Bowie
153	Linda Fees	409	Lynda Ogle	204	Beth Bryan	559	Lynda Ogle
152	Beth Bryan	395	Linda Fees	201	Nancy Bamrick	555	Nancy Bamrick
150	Lynda Ogle	393	Sheryl Cochran	200	Lynda Ogle	555	Debra Kermmoade
143	Sheryl Cochran	388	Lynn Eacker	194	Sheryl Cochran	548	Linda Fees

Local and Bowling Center Awards

Name	USBC ID Number	Award Average	Award Games	G1	G2	G3	Series	Award Score	Award Received
Lynn R. Eacker	4132-179 USBC	115	90	155	91	142	388	155	150 Game (Local Assoc. Awards)