

Newcomers 2021-22

Wednesday 9:30 am

Big Apple Fun Center

Lanes 25 - 30

President: Linda Fees

Secretary/Treasurer: Jodi Daily

Team Standings

Place	#	Team Name	Points Won	Points Lost	%Won	Pins + HDCP	Scratch Pins	Avg p/gm	Year-To-Date WON	Y-T-D LOST	Y-T-D % WON
1	6	Tub's Pub	41	19	68.3	51879	36735	395	70	54	56.5
2	1	Pin Drops	34	26	56.7	51937	35611	382	75	49	60.5
3	2	Day Dreamers	32	28	53.3	52169	35999	387	66½	57½	53.6
4	4	Bowlin' Babes	32	28	53.3	51634	36979	397	72½	51½	58.5
5	3	Hits & Mrs	31	29	51.7	52363	36973	397	70	54	56.5
6	5	Bye	10	50		0	0		18	106	14.5

Review of Last Week's Bowling.....

Lanes	Team Name	HDCP -1-	HDCP -2-	HDCP -3-	HDCP Total	Last Wk WON	Team Name	HDCP -1-	HDCP -2-	HDCP -3-	HDCP Total	Last Wk WON
25-26	Pin Drops	530	552	549	1631	1	<---> Day Dreamers	594	516	645	1755	3
27-28	Hits & Mrs	513	558	562	1633	1	<---> Bowlin' Babes	578	530	613	1721	3
29-30	Bye	0	0	0	0	1	<---> Tub's Pub	534	541	525	1600	3

Lane Assignments

	25-26	27-28	29-30
Wk32 04/13	5- 4	1- 6	2- 3
Wk33 04/20	Roll-Off		

Last Week's Top Scores

Team Scratch Game		Team Scratch Series		Team Handicap Game		Team Handicap Series	
488	Day Dreamers	1284	Day Dreamers	645	Day Dreamers	1755	Day Dreamers
453	Bowlin' Babes	1241	Bowlin' Babes	613	Bowlin' Babes	1721	Bowlin' Babes
408	Hits & Mrs	1171	Hits & Mrs	562	Hits & Mrs	1633	Hits & Mrs
381	Pin Drops	1118	Pin Drops	552	Pin Drops	1631	Pin Drops
379	Tub's Pub	1114	Tub's Pub	541	Tub's Pub	1600	Tub's Pub
Scratch Game		Scratch Series		Handicap Game		Handicap Series	
185	Jen Landanger	463	Jen Landanger	230	Micki Vest	612	Crystal Dailey
171	Micki Vest	447	Crystal Dailey	229	Jen Landanger	597	Beth Bryan
167	Crystal Dailey	441	Beth Bryan	222	Crystal Dailey	595	Jen Landanger
159	Deb Gibbs	419	Pat Bowie	213	Deb Gibbs	585	Micki Vest
156	Lynda Ogle	415	Lynda Ogle	210	Diane Canfield	575	Deb Gibbs
151	Beth Bryan	414	Jodi Daily	206	Lynn Eacker	565	Lynn Eacker
150	Diane Canfield	413	Deb Gibbs	206	Lynda Ogle	565	Lynda Ogle

Season High Scores

Team Scratch Game		Team Scratch Series		Team Handicap Game		Team Handicap Series	
505	Tub's Pub	1386	Hits & Mrs	686	Tub's Pub	1867	Hits & Mrs
504	Hits & Mrs	1342	Bowlin' Babes	673	Hits & Mrs	1834	Bowlin' Babes
490	Day Dreamers	1299	Day Dreamers	648	Day Dreamers	1814	Tub's Pub
474	Bowlin' Babes	1290	Pin Drops	638	Bowlin' Babes	1786	Day Dreamers
456	Pin Drops	1281	Tub's Pub	622	Pin Drops	1779	Pin Drops
Scratch Game		Scratch Series		Handicap Game		Handicap Series	
215	Steph Meier	540	Jodi Daily	281	Steph Meier	684	Jodi Daily
209	Jodi Daily	526	Nancy Bamrick	258	Lynda Ogle	678	Randi Stucker
202	Lynda Ogle	502	Pat Bowie	257	Jodi Daily	676	Steph Meier
198	Pat Bowie	502	Lynda Ogle	249	Nancy Bamrick	670	Nancy Bamrick
194	Jen Landanger	501	Jen Landanger	246	Jo Johnson	670	Lynda Ogle
193	Nancy Bamrick	498	Deb Gibbs	246	Donna Michel	666	Deb Gibbs
186	Beth Bryan	492	Steph Meier	243	Pat Bowie	651	Crystal Dailey
186	Crystal Dailey			243	Crystal Dailey		
186	Deb Gibbs						

Team Rosters

1 - Pin Drops

Name	Avg	HDCP	Pins	Gms	High Game	High Sers	HDCP Game	HDCP Sers	Most Improved Avg +/-	To Raise Avg +1	To Drop Avg -1	Weekly Over Avg Series Avg +/-
Sheryl S. Cochran	136	51	7784	57	170	481	219	627	139 -2.44	436	375	368 - 411=-43
Beth Bryan	135	52	8512	63	186	448	239	616	135 +0.11	464	397	441 - 402=39
Debra K. Kermmoade	128	57	5410	42	169	420	227	608	124 +4.81	395	349	
Megan R. Deaver	113	69	3749	33	163	422	233	638	107 +6.61	355	318	
Randi K. Stucker	126	59	7228	57	170	468	236	678	129 -2.19	392	331	

2 - Day Dreamers

Name	Avg	HDCP	Pins	Gms	High Game	High Sers	HDCP Game	HDCP Sers	Most Improved Avg +/-	To Raise Avg +1	To Drop Avg -1	Weekly Over Avg Series Avg +/-
Jen Landanger	145	44	7880	54	194	501	238	648	137 +8.93	442	384	463 - 435=28
Micki Vest	126	59	10264	81	175	432	239	624	129 -2.28	404	319	408 - 378=30
Deb Gibbs	132	54	10338	78	186	498	242	666	131 +1.54	435	353	413 - 396=17
Cierra Schaepler	85	92	681	8	105	279	201	567		265	253	
Sue Bartels	107	74	2256	21	148	404	226	638	107 +0.43	336	311	

3 - Hits & Mrs

Name	Avg	HDCP	Pins	Gms	High Game	High Sers	HDCP Game	HDCP Sers	Most Improved Avg +/-	To Raise Avg +1	To Drop Avg -1	Weekly Over Avg Series Avg +/-
Nancy Bamrick	144	44	12157	84	193	526	249	670	142 +2.73	458	370	411 - 435=-24
Donna J. Michel	125	60	6263	50	182	444	246	630	118 +7.26	415	361	
Lynda M. Ogle	137	50	12402	90	202	502	258	670	130 +7.80	432	338	415 - 411=4
Pam J. Maloley	125	60	376	3	138	376	198	556		380	373	
Pam Witter	100	80	1506	15	141	355	215	577		312	293	

4 - Bowlin' Babes

Name	Avg	HDCP	Pins	Gms	High Game	High Sers	HDCP Game	HDCP Sers	Most Improved Avg +/-	To Raise Avg +1	To Drop Avg -1	Weekly Over Avg Series Avg +/-
Bronte M. Nielsen	113	69	1253	11	152	405	210	579		343	328	
Crystal S. Dailey	132	54	11911	90	186	477	243	651	128 +4.34	458	364	447 - 393=54
Jodi Daily	143	45	12500	87	209	540	257	684	155 -11.32	460	369	414 - 429=-15
Jo Johnson	134	52	5260	39	184	467	246	629	131 +3.87	410	367	
Diane L. Canfield	125	60	3007	24	157	458	224	638	125 +0.29	395	367	380 - 375=5

5 - Bye

6 - Tub's Pub

Name	Avg	HDCP	Pins	Gms	High Game	High Sers	HDCP Game	HDCP Sers	Most Improved Avg +/-	To Raise Avg +1	To Drop Avg -1	Weekly Over Avg Series Avg +/-
Linda K. Fees	136	51	10938	80	185	474	237	633	135 +1.73	433	349	334 - 411=-77
Lynn R. Eacker	115	68	10357	90	175	416	241	612	119 -3.92	431	337	361 - 342=19
Pat L. Bowie	145	44	9612	66	198	502	243	637	147 -1.36	462	392	419 - 435=-16
Steph Meier	146	43	1321	9	215	492	281	676		443	430	

Individual High Averages

145.93 Jen Landanger	145.64 Pat Bowie	144.73 Nancy Bamrick
143.68 Jodi Daily	137.80 Lynda Ogle	136.73 Linda Fees

Most Improved Average

137 to 145.93 = +8.93 Jen Landanger	130 to 137.80 = +7.80 Lynda Ogle	118 to 125.26 = +7.26 Donna Michel
107 to 113.61 = +6.61 Megan Deaver	124 to 128.81 = +4.81 Debra Kermmoad	128 to 132.34 = +4.34 Crystal Dailey

Most Un-Improved Averages

155 to 143.68 = -11.32 Jodi Daily	119 to 115.08 = -3.92 Lynn Eacker	139 to 136.56 = -2.44 Sheryl Cochran
129 to 126.72 = -2.28 Micki Vest	129 to 126.81 = -2.19 Randi Stucker	147 to 145.64 = -1.36 Pat Bowie

Newcomers 2021-22

Big Apple Fun Center

Reprint of Scores -- Week 31

Lane 25 1 - Pin Drops Week 31 4/6/2022

Name	Old	Old	-1-	-2-	-3-	Total	HDCP
	Avg	HDCP					Total
Sheryl S. Cochran	137	50	112	127	129	368	518
Beth Bryan	134	52	144	151	146	441	597
Megan R. Deaver	113	69	a103	a103	a103	309	516
			====	====	====	====	====
Scratch Total			359	381	378	1118	1118
Handicap			171	171	171		513
Total			530	552	549	1118	1631
Team Points Won			0.0	1.0	0.0	1.0	1.0

Lane 26 2 - Day Dreamers Week 31 4/6/2022

Name	Old	Old	-1-	-2-	-3-	Total	HDCP
	Avg	HDCP					Total
Jen Landanger	145	44	185	120	158	463	595
Micki Vest	126	59	134	103	171	408	585
Deb Gibbs	132	54	118	136	159	413	575
			====	====	====	====	====
Scratch Total			437	359	488	1284	1284
Handicap			157	157	157		471
Total			594	516	645	1284	1755
Team Points Won			1.0	0.0	1.0	3.0	3.0

Lane 27 3 - Hits & Mrs Week 31 4/6/2022

Name	Old	Old	-1-	-2-	-3-	Total	HDCP
	Avg	HDCP					Total
Nancy Bamrick	145	44	136	138	137	411	543
Donna J. Michel	125	60	a115	a115	a115	345	525
Lynda M. Ogle	137	50	108	151	156	415	565
			====	====	====	====	====
Scratch Total			359	404	408	1171	1171
Handicap			154	154	154		462
Total			513	558	562	1171	1633
Team Points Won			0.0	1.0	0.0	1.0	1.0

Lane 28 4 - Bowlin' Babes Week 31 4/6/2022

Name	Old	Old	-1-	-2-	-3-	Total	HDCP
	Avg	HDCP					Total
Diane L. Canfield	125	60	122	108	150	380	560
Crystal S. Dailey	131	55	160	120	167	447	612
Jodi Daily	143	45	136	142	136	414	549
			====	====	====	====	====
Scratch Total			418	370	453	1241	1241
Handicap			160	160	160		480
Total			578	530	613	1241	1721
Team Points Won			1.0	0.0	1.0	3.0	3.0

Lane 29 5 - Bye Week 31 4/6/2022

Name	Old	Old	-1-	-2-	-3-	Total	HDCP
	Avg	HDCP					Total
No one bowled							

Lane 30 6 - Tub's Pub Week 31 4/6/2022

Name	Old	Old	-1-	-2-	-3-	Total	HDCP
	Avg	HDCP					Total
Linda K. Fees	137	50	95	120	119	334	484
Lynn R. Eacker	114	68	138	120	103	361	565
Pat L. Bowie	145	44	139	139	141	419	551
			====	====	====	====	====
Scratch Total			372	379	363	1114	1114
Handicap			162	162	162		486
Total			534	541	525	1114	1600
Team Points Won			1.0	1.0	0.0	3.0	3.0

Newcomers 2021-22

Big Apple Fun Center

Change in Average

Name	-----Old-----		Old					---Average Change---			Weekly Over Avg
	Pins	Games	Avg	-1-	-2-	-3-	Total	New - Old	----> +/-	Series Avg +/-	
Nancy Bamrick	11746	81	145	136	138	137	411	144.73	- 145.01	= -0.29	411 - 435=-24
Sue Bartels	2256	21	107				0	107.43	- 107.43	= 0.00	
Pat L. Bowie	9193	63	145	139	139	141	419	145.64	- 145.92	= -0.28	419 - 435=-16
Beth Bryan	8071	60	134	144	151	146	441	135.11	- 134.52	= 0.59	441 - 402=39
Diane L. Canfield	2627	21	125	122	108	150	380	125.29	- 125.10	= 0.20	380 - 375=5
Sheryl S. Cochran	7416	54	137	112	127	129	368	136.56	- 137.33	= -0.77	368 - 411=-43
Crystal S. Dailey	11464	87	131	160	120	167	447	132.34	- 131.77	= 0.57	447 - 393=54
Jodi Daily	12086	84	143	136	142	136	414	143.68	- 143.88	= -0.20	414 - 429=-15
Megan R. Deaver	3749	33	113	a103	a103	a103	309	113.61	- 113.61	= 0.00	
Lynn R. Eacker	9996	87	114	138	120	103	361	115.08	- 114.90	= 0.18	361 - 342=19
Linda K. Fees	10604	77	137	95	120	119	334	136.73	- 137.71	= -0.99	334 - 411=-77
Deb Gibbs	9925	75	132	118	136	159	413	132.54	- 132.33	= 0.21	413 - 396=17
Jo Johnson	5260	39	134				0	134.87	- 134.87	= 0.00	
Debra K. Kermmoade	5410	42	128				0	128.81	- 128.81	= 0.00	
Jen Landanger	7417	51	145	185	120	158	463	145.93	- 145.43	= 0.49	463 - 435=28
Pam J. Maloley	376	3	125				0	125.33	- 125.33	= 0.00	
Steph Meier	1321	9	146				0	146.78	- 146.78	= 0.00	
Donna J. Michel	6263	50	125	a115	a115	a115	345	125.26	- 125.26	= 0.00	
Bronte M. Nielsen	1253	11	113				0	113.91	- 113.91	= 0.00	
Lynda M. Ogle	11987	87	137	108	151	156	415	137.80	- 137.78	= 0.02	415 - 411=4
Cierra Schaepler	681	8	85				0	85.13	- 85.13	= 0.00	
Randi K. Stucker	7228	57	126				0	126.81	- 126.81	= 0.00	
Micki Vest	9856	78	126	134	103	171	408	126.72	- 126.36	= 0.36	408 - 378=30
Pam Witter	1506	15	100				0	100.40	- 100.40	= 0.00	

Newcomers 2021-22

Big Apple Fun Center

* Bowlers listed must have a minimum of 1 games.

High Average Listing

	<u>Name</u>	<u>True Average</u>	<u>Pins</u>	<u>Gms</u>	<u>To Raise Avg +1</u>	<u>To Drop Avg -1</u>
1	Steph Meier	146.78	1321	9	443	430
2	Jen Landanger	145.93	7880	54	442	384
3	Pat L. Bowie	145.64	9612	66	462	392
4	Nancy Bamrick	144.73	12157	84	458	370
5	Jodi Daily	143.68	12500	87	460	369
6	Lynda M. Ogle	137.80	12402	90	432	338
7	Linda K. Fees	136.73	10938	80	433	349
8	Sheryl S. Cochran	136.56	7784	57	436	375
9	Beth Bryan	135.11	8512	63	464	397
10	Jo Johnson	134.87	5260	39	410	367
11	Deb Gibbs	132.54	10338	78	435	353
12	Crystal S. Dailey	132.34	11911	90	458	364
13	Debra K. Kermmoade	128.81	5410	42	395	349
14	Randi K. Stucker	126.81	7228	57	392	331
15	Micki Vest	126.72	10264	81	404	319
16	Pam J. Maloley	125.33	376	3	380	373
17	Diane L. Canfield	125.29	3007	24	395	367
18	Donna J. Michel	125.26	6263	50	415	361
19	Lynn R. Eacker	115.08	10357	90	431	337
20	Bronte M. Nielsen	113.91	1253	11	343	328
21	Megan R. Deaver	113.61	3749	33	355	318
22	Sue Bartels	107.43	2256	21	336	311
23	Pam Witter	100.40	1506	15	312	293
24	Cierra Schaepler	85.13	681	8	265	253

Newcomers 2021-22

Big Apple Fun Center

* Bowlers listed must have a minimum of 21 games.

Note: This report includes information through April 6 which is Week 31 of 33

Most Improved Averages

<u>Name</u>	<u>True Average</u>	<u>Most Improved Avg</u>	<u>+/-</u>	<u>Name</u>	<u>True Average</u>	<u>Most Improved Avg</u>	<u>+/-</u>
Jen Landanger	145.93	137	+8.93	Sue Bartels	107.43	107	+0.43
Lynda M. Ogle	137.80	130	+7.80	Diane L. Canfield	125.29	125	+0.29
Donna J. Michel	125.26	118	+7.26	Beth Bryan	135.11	135	+0.11
Megan R. Deaver	113.61	107	+6.61	Pat L. Bowie	145.64	147	-1.36
Debra K. Kermmoade	128.81	124	+4.81	Randi K. Stucker	126.81	129	-2.19
Crystal S. Dailey	132.34	128	+4.34	Micki Vest	126.72	129	-2.28
Jo Johnson	134.87	131	+3.87	Sheryl S. Cochran	136.56	139	-2.44
Nancy Bamrick	144.73	142	+2.73	Lynn R. Eacker	115.08	119	-3.92
Linda K. Fees	136.73	135	+1.73	Jodi Daily	143.68	155	-11.32
Deb Gibbs	132.54	131	+1.54				

Newcomers 2021-22

Big Apple Fun Center

* Bowlers listed must have a minimum of 1 games.

Most Pins Over Average

Name	-----Old-----		Old				Total	---Average Change---			Weekly Over Avg
	Pins	Games	Avg	-1-	-2-	-3-		New - Old ---> +/-	Series Avg +/-		
Crystal S. Dailey	11464	87	131	160	120	167	447	132.34	- 131.77	= 0.57	447 - 393=54
Beth Bryan	8071	60	134	144	151	146	441	135.11	- 134.52	= 0.59	441 - 402=39
Micki Vest	9856	78	126	134	103	171	408	126.72	- 126.36	= 0.36	408 - 378=30
Jen Landanger	7417	51	145	185	120	158	463	145.93	- 145.43	= 0.49	463 - 435=28
Lynn R. Eacker	9996	87	114	138	120	103	361	115.08	- 114.90	= 0.18	361 - 342=19
Deb Gibbs	9925	75	132	118	136	159	413	132.54	- 132.33	= 0.21	413 - 396=17
Diane L. Canfield	2627	21	125	122	108	150	380	125.29	- 125.10	= 0.20	380 - 375=5
Lynda M. Ogle	11987	87	137	108	151	156	415	137.80	- 137.78	= 0.02	415 - 411=4
Jodi Daily	12086	84	143	136	142	136	414	143.68	- 143.88	= -0.20	414 - 429=-15
Pat L. Bowie	9193	63	145	139	139	141	419	145.64	- 145.92	= -0.28	419 - 435=-16
Nancy Bamrick	11746	81	145	136	138	137	411	144.73	- 145.01	= -0.29	411 - 435=-24
Sheryl S. Cochran	7416	54	137	112	127	129	368	136.56	- 137.33	= -0.77	368 - 411=-43
Linda K. Fees	10604	77	137	95	120	119	334	136.73	- 137.71	= -0.99	334 - 411=-77

Newcomers 2021-22

Big Apple Fun Center

This report is for scores bowled April 6 which is Week 31 of 33

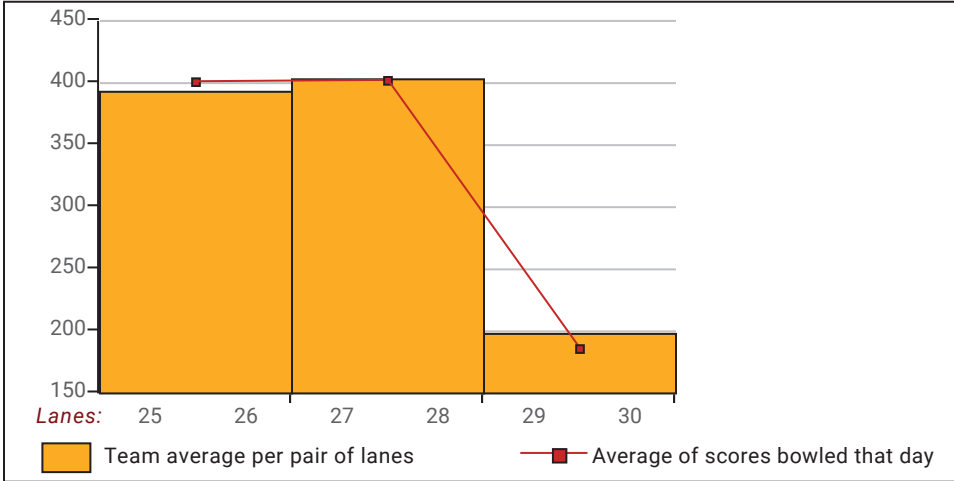
This Week's Statistics: Lefties vs Righties

Unless designated left handed, bowlers are considered right handed.

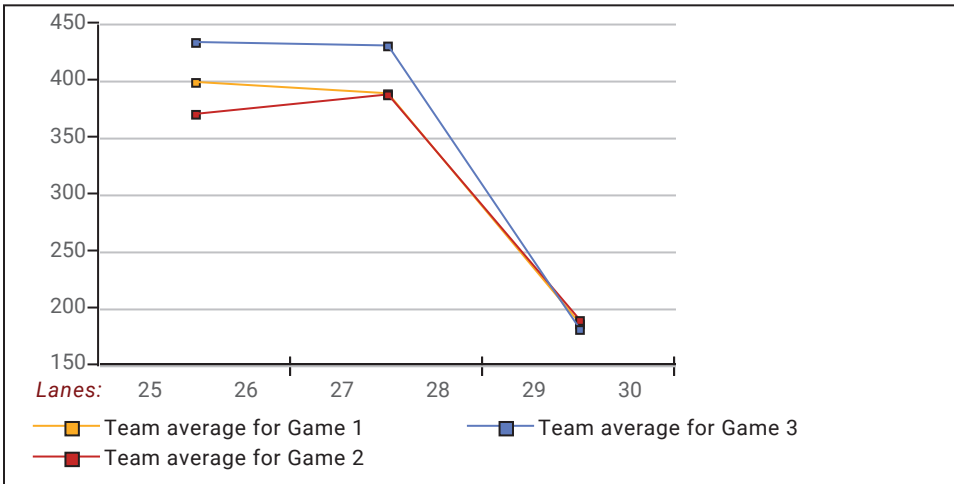
	Over All	Right	Left
How many people bowled	13	12	1
Number of games bowled	39	36	3
Actual average of week's scores	135.23	135.00	138.00
How many games above average	16	16	0
How many games below average	23	20	3
Pins above/below average per game	0.54	1.00	-5.00
How many people raised average	8	8	--
by this amount	0.33	0.33	0.00
How many people went down	5	4	1
by this amount	-0.51	-0.58	-0.20
League average before bowling	135.23	134.51	143.88
League average after bowling	135.24	134.54	143.68
Change in league average	0.01	0.02	-0.20
800s	--	--	--
775s	--	--	--
750s	--	--	--
725s	--	--	--
700s	--	--	--
675s	--	--	--
650s	--	--	--
625s	--	--	--
600s	--	--	--
575s	--	--	--
550s	--	--	--
525s	--	--	--
500s	--	--	--
475s	--	--	--
450s	1	1	--
425s	2	2	--
400s	6	5	1
below 400	4	4	--
300s	--	--	--
275s	--	--	--
250s	--	--	--
225s	--	--	--
200s	--	--	--
175s	1	1	--
150s	9	9	--
125s	16	13	3
100s	12	12	--
below 100	1	1	--

This report is for scores bowled April 6 which is Week 31 of 33

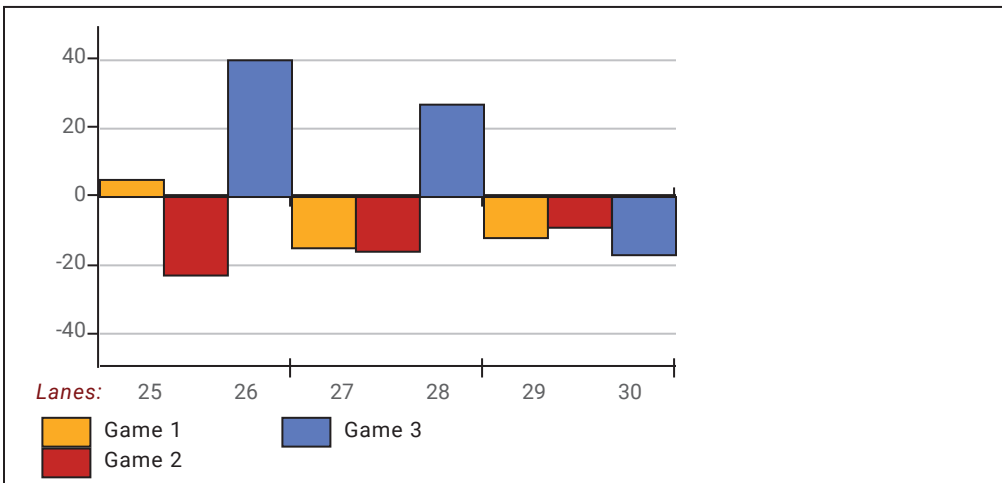
Team Average vs Avg of Scores



Average of Scores for Each Game

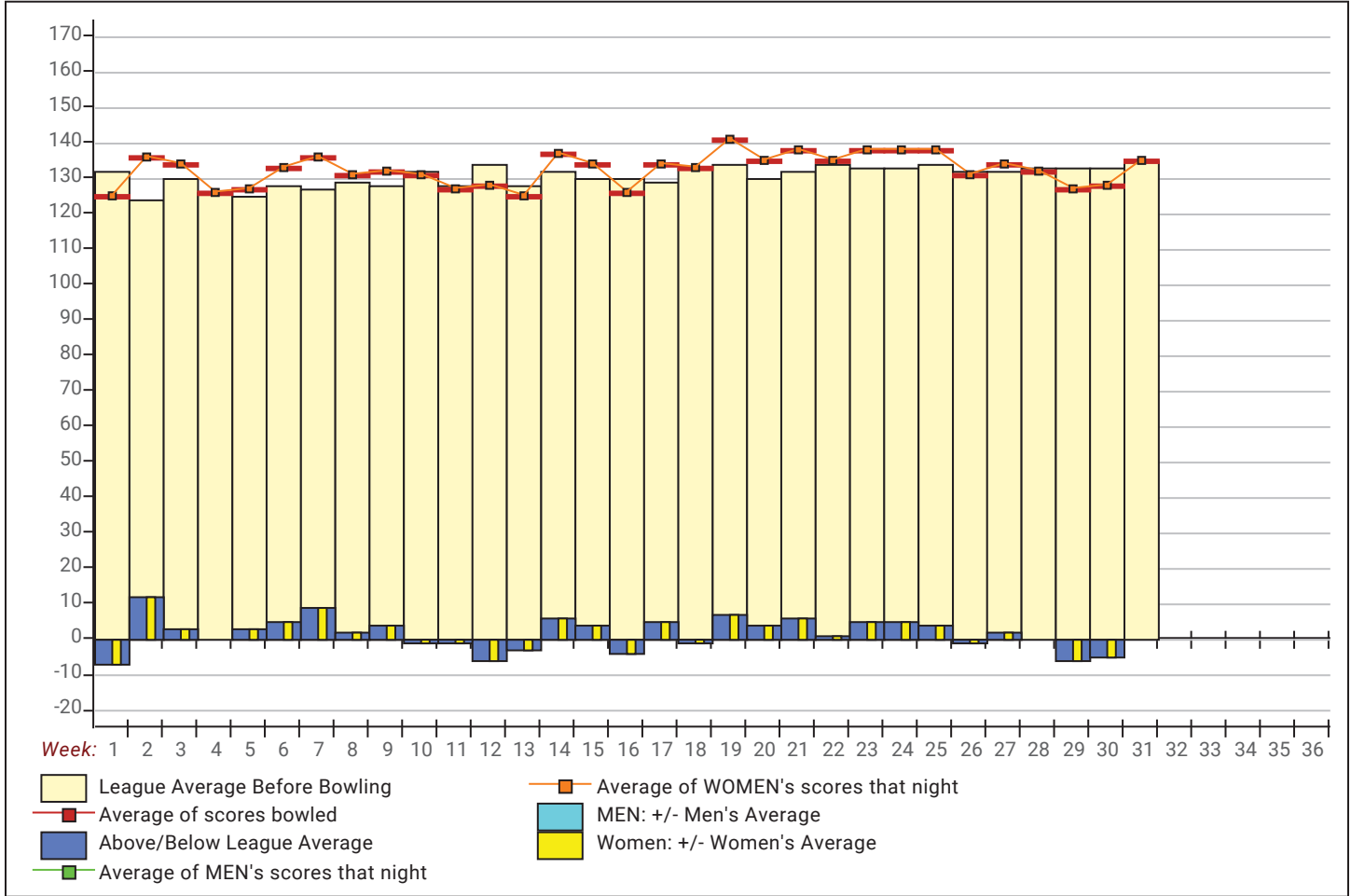


Amount Over/Under Team Average



This report is for scores bowled April 6 which is Week 31 of 33

League Average Week-by-Week



League Average Statistics for Last Week

	League	Right Hand	Left Hand
League Average Before Bowling	135.23	134.51	143.88
Average of scores bowled that night	135.23	135.00	138.00
New League Average After Bowling	135.24	134.54	143.68
Change in League Average	.01	.02	-.20
People Who Bowled Over Average	8	8	
People Who Bowled Under Average	5	4	1
Average Amount of Series Over Avg	24.50	24.50	
Average Amount of Series Under Avg	-35.00	-40.00	-15.00
Difference Avg, NiteAvg	.54	1.00	-5.00
Number of Bowlers	13	12	1
Number of Games Bowled	39	36	3
People Who Raised Their Average	8	8	
Raised By an Average of This Amount	.33	.33	
People Who Lowered Their Average	5	4	1
Lowered By an Average of This Amou	-.51	-.58	-.20
Number of Games Bowled Over Avera	16	16	
Number of Games Bowled Under Avera	23	20	3

Note: Averages are based only on people who bowled.

Newcomers 2021-22

Big Apple Fun Center

Team Standings

Place	Team Name	Avg p/gm	Points Won	Points Lost	Year-To-Date WON	Y-T-D LOST
1	Tub's Pub	395	41	19	70	54
2	Pin Drops	382	34	26	75	49
3	Day Dreamers	387	32	28	66½	57½
4	Bowlin' Babes	397	32	28	72½	51½
5	Hits & Mrs	397	31	29	70	54
6	Bye		10	50	18	106

*** Although not shown, standings are determined by points only for the current split

Last Week's Top Scores

Scratch Game		Scratch Series		Handicap Game		Handicap Series	
185	Jen Landanger	463	Jen Landanger	230	Micki Vest	612	Crystal Dailey
171	Micki Vest	447	Crystal Dailey	229	Jen Landanger	597	Beth Bryan
167	Crystal Dailey	441	Beth Bryan	222	Crystal Dailey	595	Jen Landanger
159	Deb Gibbs	419	Pat Bowie	213	Deb Gibbs	585	Micki Vest
156	Lynda Ogle	415	Lynda Ogle	210	Diane Canfield	575	Deb Gibbs
151	Beth Bryan	414	Jodi Daily	206	Lynn Eacker	565	Lynn Eacker
150	Diane Canfield	413	Deb Gibbs	206	Lynda Ogle	565	Lynda Ogle
142	Jodi Daily	411	Nancy Bamrick	203	Beth Bryan	560	Diane Canfield
141	Pat Bowie	408	Micki Vest	187	Jodi Daily	551	Pat Bowie
138	Lynn Eacker	380	Diane Canfield	185	Pat Bowie	549	Jodi Daily
138	Nancy Bamrick						

Local and Bowling Center Awards

Name	USBC ID Number	Award Average	Award Games	G1	G2	G3	Series	Award Score	Award Received
Jen Landanger	4132-1255 USBC	145		185	120	158	463	185	Clean Game (199 Average or Les (Local Ass