

Newcomers 2021-22

Wednesday 9:30 am

Big Apple Fun Center

Lanes 25 - 30

President: Linda Fees

Secretary/Treasurer: Jodi Daily

Team Standings

Place	#	Team Name	Points Won	Points Lost	%Won	Pins + HDCP	Scratch Pins	Avg p/gm	Year-To-Date WON	Y-T-D LOST	Y-T-D % WON
1	6	Tub's Pub	38	18	67.9	50279	35621	395	67	53	55.8
2	1	Pin Drops	33	23	58.9	50306	34493	383	74	46	61.7
3	3	Hits & Mrs	30	26	53.6	50730	35802	397	69	51	57.5
4	2	Day Dreamers	29	27	51.8	50414	34715	385	63½	56½	52.9
5	4	Bowlin' Babes	29	27	51.8	49913	35738	397	69½	50½	57.9
6	5	Bye	9	47		0	0		17	103	14.2

Review of Last Week's Bowling.....

Lanes	Team Name	HDCP -1-	HDCP -2-	HDCP -3-	HDCP Total	Last Wk WON	Team Name	HDCP -1-	HDCP -2-	HDCP -3-	HDCP Total	Last Wk WON
25-26	Bowlin' Babes	476	570	525	1571	3	<---> Tub's Pub	524	527	518	1569	1
27-28	Day Dreamers	541	610	583	1734	4	<---> Bye	0	0	0	0	0
29-30	Hits & Mrs	567	608	557	1732	4	<---> Pin Drops	543	499	521	1563	0

Lane Assignments

	25-26	27-28	29-30
Wk31 04/06	1- 2	3- 4	5- 6
Wk32 04/13	5- 4	1- 6	2- 3
Wk33 04/20	👉 Roll-Off		

Last Week's Top Scores

Team Scratch Game	Team Scratch Series	Team Handicap Game	Team Handicap Series
454 Hits & Mrs	1270 Hits & Mrs	610 Day Dreamers	1734 Day Dreamers
453 Day Dreamers	1263 Day Dreamers	608 Hits & Mrs	1732 Hits & Mrs
412 Bowlin' Babes	1097 Bowlin' Babes	570 Bowlin' Babes	1571 Bowlin' Babes
367 Pin Drops	1089 Tub's Pub	543 Pin Drops	1569 Tub's Pub
367 Tub's Pub	1035 Pin Drops	527 Tub's Pub	1563 Pin Drops
Scratch Game	Scratch Series	Handicap Game	Handicap Series
183 Jen Landanger	486 Jen Landanger	229 Deb Gibbs	618 Jen Landanger
175 Deb Gibbs	469 Nancy Bamrick	227 Jen Landanger	601 Nancy Bamrick
172 Jodi Daily	437 Lynda Ogle	218 Lynda Ogle	587 Lynda Ogle
169 Nancy Bamrick	424 Pat Bowie	216 Jodi Daily	561 Deb Gibbs
168 Lynda Ogle	399 Deb Gibbs	213 Nancy Bamrick	555 Micki Vest
148 Diane Canfield	383 Linda Fees	208 Diane Canfield	553 Pat Bowie
147 Pat Bowie	378 Micki Vest	203 Donna Michel	553 Megan Deaver

Season High Scores

Team Scratch Game	Team Scratch Series	Team Handicap Game	Team Handicap Series
505 Tub's Pub	1386 Hits & Mrs	686 Tub's Pub	1867 Hits & Mrs
504 Hits & Mrs	1342 Bowlin' Babes	673 Hits & Mrs	1834 Bowlin' Babes
490 Day Dreamers	1299 Day Dreamers	648 Day Dreamers	1814 Tub's Pub
474 Bowlin' Babes	1290 Pin Drops	638 Bowlin' Babes	1786 Day Dreamers
456 Pin Drops	1281 Tub's Pub	622 Pin Drops	1779 Pin Drops
Scratch Game	Scratch Series	Handicap Game	Handicap Series
215 Steph Meier	540 Jodi Daily	281 Steph Meier	684 Jodi Daily
209 Jodi Daily	526 Nancy Bamrick	258 Lynda Ogle	678 Randi Stucker
202 Lynda Ogle	502 Pat Bowie	257 Jodi Daily	676 Steph Meier
198 Pat Bowie	502 Lynda Ogle	249 Nancy Bamrick	670 Nancy Bamrick
194 Jen Landanger	501 Jen Landanger	246 Jo Johnson	670 Lynda Ogle
193 Nancy Bamrick	498 Deb Gibbs	246 Donna Michel	666 Deb Gibbs
186 Beth Bryan	492 Steph Meier	243 Pat Bowie	651 Crystal Dailey
186 Crystal Dailey		243 Crystal Dailey	
186 Deb Gibbs			

Team Rosters

1 - Pin Drops

Name	Avg	HDCP	Pins	Gms	High Game	High Sers	HDCP Game	HDCP Sers	Most Improved Avg +/-	To Raise Avg +1	To Drop Avg -1	Weekly Over Avg Series Avg +/-
Sheryl S. Cochran	137	50	7416	54	170	481	219	627	139 -1.67	450	392	354 - 414=-60
Beth Bryan	134	52	8071	60	186	448	239	616	135 -0.48	434	370	
Debra K. Kermmoade	128	57	5410	42	169	420	227	608	124 +4.81	395	349	
Megan R. Deaver	113	69	3749	33	163	422	233	638	107 +6.61	355	318	346 - 339=7
Randi K. Stucker	126	59	7228	57	170	468	236	678	129 -2.19	392	331	335 - 381=-46

2 - Day Dreamers

Name	Avg	HDCP	Pins	Gms	High Game	High Sers	HDCP Game	HDCP Sers	Most Improved Avg +/-	To Raise Avg +1	To Drop Avg -1	Weekly Over Avg Series Avg +/-
Jen Landanger	145	44	7417	51	194	501	238	648	137 +8.43	467	412	486 - 432=54
Micki Vest	126	59	9856	78	175	432	239	624	129 -2.64	431	349	378 - 378=0
Deb Gibbs	132	54	9925	75	186	498	242	666	131 +1.33	449	370	399 - 396=3
Cierra Schaepler	85	92	681	8	105	279	201	567		265	253	
Sue Bartels	107	74	2256	21	148	404	226	638	107 +0.43	336	311	

3 - Hits & Mrs

Name	Avg	HDCP	Pins	Gms	High Game	High Sers	HDCP Game	HDCP Sers	Most Improved Avg +/-	To Raise Avg +1	To Drop Avg -1	Weekly Over Avg Series Avg +/-
Nancy Bamrick	145	44	11746	81	193	526	249	670	142 +3.01	518	433	469 - 432=37
Donna J. Michel	125	60	6263	50	182	444	246	630	118 +7.26	415	361	
Lynda M. Ogle	137	50	11987	87	202	502	258	670	130 +7.78	433	342	437 - 411=26
Pam J. Maloley	125	60	376	3	138	376	198	556		380	373	
Pam Witter	100	80	1506	15	141	355	215	577		312	293	

4 - Bowlin' Babes

Name	Avg	HDCP	Pins	Gms	High Game	High Sers	HDCP Game	HDCP Sers	Most Improved Avg +/-	To Raise Avg +1	To Drop Avg -1	Weekly Over Avg Series Avg +/-
Bronte M. Nielsen	113	69	1253	11	152	405	210	579		343	328	
Crystal S. Dailey	131	55	11464	87	186	477	243	651	128 +3.77	416	325	352 - 396=-44
Jodi Daily	143	45	12086	84	209	540	257	684	155 -11.12	442	354	377 - 432=-55
Jo Johnson	134	52	5260	39	184	467	246	629	131 +3.87	410	367	
Diane L. Canfield	125	60	2627	21	157	458	224	638	125 +0.10	397	372	368 - 375=-7

5 - Bye

6 - Tub's Pub

Name	Avg	HDCP	Pins	Gms	High Game	High Sers	HDCP Game	HDCP Sers	Most Improved Avg +/-	To Raise Avg +1	To Drop Avg -1	Weekly Over Avg Series Avg +/-
Linda K. Fees	137	50	10604	77	185	474	237	633	135 +2.71	436	355	383 - 414=-31
Lynn R. Eacker	114	68	9996	87	175	416	241	612	119 -4.10	354	263	282 - 345=-63
Pat L. Bowie	145	44	9193	63	198	502	243	637	147 -1.08	443	376	424 - 438=-14
Steph Meier	146	43	1321	9	215	492	281	676		443	430	

Individual High Averages

145.92 Pat Bowie	145.43 Jen Landanger	145.01 Nancy Bamrick
143.88 Jodi Daily	137.78 Lynda Ogle	137.71 Linda Fees

Most Improved Average

137 to 145.43 = +8.43 Jen Landanger	130 to 137.78 = +7.78 Lynda Ogle	118 to 125.26 = +7.26 Donna Michel
107 to 113.61 = +6.61 Megan Deaver	124 to 128.81 = +4.81 Debra Kermmoad	131 to 134.87 = +3.87 Jo Johnson

Most Un-Improved Averages

155 to 143.88 = -11.12 Jodi Daily	119 to 114.90 = -4.10 Lynn Eacker	129 to 126.36 = -2.64 Micki Vest
129 to 126.81 = -2.19 Randi Stucker	139 to 137.33 = -1.67 Sheryl Cochran	147 to 145.92 = -1.08 Pat Bowie

Newcomers 2021-22

Big Apple Fun Center

Reprint of Scores -- Week 30

Lane 25 4 - Bowlin' Babes Week 30 3/30/2022

Name	Old	Old	-1-	-2-	-3-	Total	HDCP
	Avg	HDCP					Total
Crystal S. Dailey	132	54	119	92	141	352	514
Jodi Daily	144	44	102	172	103	377	509
Diane L. Canfield	125	60	97	148	123	368	548
			====	====	====	====	====
Scratch Total			318	412	367	1097	1097
Handicap			158	158	158		474
Total			476	570	525	1097	1571
Team Points Won			0.0	1.0	1.0	3.0	3.0

Lane 26 6 - Tub's Pub Week 30 3/30/2022

Name	Old	Old	-1-	-2-	-3-	Total	HDCP
	Avg	HDCP					Total
Linda K. Fees	138	49	129	128	126	383	530
Lynn R. Eacker	115	68	89	92	101	282	486
Pat L. Bowie	146	43	146	147	131	424	553
			====	====	====	====	====
Scratch Total			364	367	358	1089	1089
Handicap			160	160	160		480
Total			524	527	518	1089	1569
Team Points Won			1.0	0.0	0.0	1.0	1.0

Lane 27 2 - Day Dreamers Week 30 3/30/2022

Name	Old	Old	-1-	-2-	-3-	Total	HDCP
	Avg	HDCP					Total
Jen Landanger	144	44	134	169	183	486	618
Micki Vest	126	59	135	109	134	378	555
Deb Gibbs	132	54	115	175	109	399	561
			====	====	====	====	====
Scratch Total			384	453	426	1263	1263
Handicap			157	157	157		471
Total			541	610	583	1263	1734
Team Points Won			1.0	1.0	1.0	4.0	4.0

Lane 28 5 - Bye Week 30 3/30/2022

Name	Old	Old	-1-	-2-	-3-	Total	HDCP
	Avg	HDCP					Total
No one bowled							

Lane 29 3 - Hits & Mrs Week 30 3/30/2022

Name	Old	Old	-1-	-2-	-3-	Total	HDCP
	Avg	HDCP					Total
Nancy Bamrick	144	44	169	143	157	469	601
Donna J. Michel	125	60	106	143	115	364	544
Lynda M. Ogle	137	50	138	168	131	437	587
			====	====	====	====	====
Scratch Total			413	454	403	1270	1270
Handicap			154	154	154		462
Total			567	608	557	1270	1732
Team Points Won			1.0	1.0	1.0	4.0	4.0

Lane 30 1 - Pin Drops Week 30 3/30/2022

Name	Old	Old	-1-	-2-	-3-	Total	HDCP
	Avg	HDCP					Total
Sheryl S. Cochran	138	49	117	122	115	354	501
Megan R. Deaver	113	69	116	101	129	346	553
Randi K. Stucker	127	58	134	100	101	335	509
			====	====	====	====	====
Scratch Total			367	323	345	1035	1035
Handicap			176	176	176		528
Total			543	499	521	1035	1563
Team Points Won			0.0	0.0	0.0	0.0	0.0

Newcomers 2021-22

Big Apple Fun Center

Change in Average

Name	-----Old-----		Old					---Average Change---			Weekly Over Avg
	Pins	Games	Avg	-1-	-2-	-3-	Total	New - Old	---> +/-	Series Avg +/-	
Nancy Bamrick	11277	78	144	169	143	157	469	145.01	- 144.58	= 0.44	469 - 432=37
Sue Bartels	2256	21	107				0	107.43	- 107.43	= 0.00	
Pat L. Bowie	8769	60	146	146	147	131	424	145.92	- 146.15	= -0.23	424 - 438=-14
Beth Bryan	8071	60	134				0	134.52	- 134.52	= 0.00	
Diane L. Canfield	2259	18	125	97	148	123	368	125.10	- 125.50	= -0.40	368 - 375=-7
Sheryl S. Cochran	7062	51	138	117	122	115	354	137.33	- 138.47	= -1.14	354 - 414=-60
Crystal S. Dailey	11112	84	132	119	92	141	352	131.77	- 132.29	= -0.52	352 - 396=-44
Jodi Daily	11709	81	144	102	172	103	377	143.88	- 144.56	= -0.67	377 - 432=-55
Megan R. Deaver	3403	30	113	116	101	129	346	113.61	- 113.43	= 0.17	346 - 339=7
Lynn R. Eacker	9714	84	115	89	92	101	282	114.90	- 115.64	= -0.75	282 - 345=-63
Linda K. Fees	10221	74	138	129	128	126	383	137.71	- 138.12	= -0.41	383 - 414=-31
Deb Gibbs	9526	72	132	115	175	109	399	132.33	- 132.31	= 0.03	399 - 396=3
Jo Johnson	5260	39	134				0	134.87	- 134.87	= 0.00	
Debra K. Kermmoade	5410	42	128				0	128.81	- 128.81	= 0.00	
Jen Landanger	6931	48	144	134	169	183	486	145.43	- 144.40	= 1.04	486 - 432=54
Pam J. Maloley	376	3	125				0	125.33	- 125.33	= 0.00	
Steph Meier	1321	9	146				0	146.78	- 146.78	= 0.00	
Donna J. Michel	6014	48	125	106	143	a115	364	125.26	- 125.29	= -0.03	
Bronte M. Nielsen	1253	11	113				0	113.91	- 113.91	= 0.00	
Lynda M. Ogle	11550	84	137	138	168	131	437	137.78	- 137.50	= 0.28	437 - 411=26
Cierra Schaepler	681	8	85				0	85.13	- 85.13	= 0.00	
Randi K. Stucker	6893	54	127	134	100	101	335	126.81	- 127.65	= -0.84	335 - 381=-46
Micki Vest	9478	75	126	135	109	134	378	126.36	- 126.37	= -0.01	378 - 378=0
Pam Witter	1506	15	100				0	100.40	- 100.40	= 0.00	

Newcomers 2021-22

Big Apple Fun Center

* Bowlers listed must have a minimum of 1 games.

High Average Listing

	<u>Name</u>	<u>True Average</u>	<u>Pins</u>	<u>Gms</u>	<u>To Raise Avg +1</u>	<u>To Drop Avg -1</u>
1	Steph Meier	146.78	1321	9	443	430
2	Pat L. Bowie	145.92	9193	63	443	376
3	Jen Landanger	145.43	7417	51	467	412
4	Nancy Bamrick	145.01	11746	81	518	433
5	Jodi Daily	143.88	12086	84	442	354
6	Lynda M. Ogle	137.78	11987	87	433	342
7	Linda K. Fees	137.71	10604	77	436	355
8	Sheryl S. Cochran	137.33	7416	54	450	392
9	Jo Johnson	134.87	5260	39	410	367
10	Beth Bryan	134.52	8071	60	434	370
11	Deb Gibbs	132.33	9925	75	449	370
12	Crystal S. Dailey	131.77	11464	87	416	325
13	Debra K. Kermmoade	128.81	5410	42	395	349
14	Randi K. Stucker	126.81	7228	57	392	331
15	Micki Vest	126.36	9856	78	431	349
16	Pam J. Maloley	125.33	376	3	380	373
17	Donna J. Michel	125.26	6263	50	415	361
18	Diane L. Canfield	125.10	2627	21	397	372
19	Lynn R. Eacker	114.90	9996	87	354	263
20	Bronte M. Nielsen	113.91	1253	11	343	328
21	Megan R. Deaver	113.61	3749	33	355	318
22	Sue Bartels	107.43	2256	21	336	311
23	Pam Witter	100.40	1506	15	312	293
24	Cierra Schaepler	85.13	681	8	265	253

Newcomers 2021-22

Big Apple Fun Center

* Bowlers listed must have a minimum of 21 games.

Note: This report includes information through March 30 which is Week 30 of 33

Most Improved Averages

<u>Name</u>	<u>True Average</u>	<u>Most Improved Avg</u>	<u>+/-</u>	<u>Name</u>	<u>True Average</u>	<u>Most Improved Avg</u>	<u>+/-</u>
Jen Landanger	145.43	137	+8.43	Sue Bartels	107.43	107	+0.43
Lynda M. Ogle	137.78	130	+7.78	Diane L. Canfield	125.10	125	+0.10
Donna J. Michel	125.26	118	+7.26	Beth Bryan	134.52	135	-0.48
Megan R. Deaver	113.61	107	+6.61	Pat L. Bowie	145.92	147	-1.08
Debra K. Kermmoade	128.81	124	+4.81	Sheryl S. Cochran	137.33	139	-1.67
Jo Johnson	134.87	131	+3.87	Randi K. Stucker	126.81	129	-2.19
Crystal S. Dailey	131.77	128	+3.77	Micki Vest	126.36	129	-2.64
Nancy Bamrick	145.01	142	+3.01	Lynn R. Eacker	114.90	119	-4.10
Linda K. Fees	137.71	135	+2.71	Jodi Daily	143.88	155	-11.12
Deb Gibbs	132.33	131	+1.33				

Newcomers 2021-22

Big Apple Fun Center

* Bowlers listed must have a minimum of 1 games.

Most Pins Over Average

Name	-----Old-----		Old				Total	---Average Change---			Weekly Over Avg
	Pins	Games	Avg	-1-	-2-	-3-		New - Old	---> +/-	Series Avg +/-	
Jen Landanger	6931	48	144	134	169	183	486	145.43	- 144.40	= 1.04	486 - 432=54
Nancy Bamrick	11277	78	144	169	143	157	469	145.01	- 144.58	= 0.44	469 - 432=37
Lynda M. Ogle	11550	84	137	138	168	131	437	137.78	- 137.50	= 0.28	437 - 411=26
Megan R. Deaver	3403	30	113	116	101	129	346	113.61	- 113.43	= 0.17	346 - 339=7
Deb Gibbs	9526	72	132	115	175	109	399	132.33	- 132.31	= 0.03	399 - 396=3
Micki Vest	9478	75	126	135	109	134	378	126.36	- 126.37	= -0.01	378 - 378=0
Diane L. Canfield	2259	18	125	97	148	123	368	125.10	- 125.50	= -0.40	368 - 375=-7
Pat L. Bowie	8769	60	146	146	147	131	424	145.92	- 146.15	= -0.23	424 - 438=-14
Linda K. Fees	10221	74	138	129	128	126	383	137.71	- 138.12	= -0.41	383 - 414=-31
Crystal S. Dailey	11112	84	132	119	92	141	352	131.77	- 132.29	= -0.52	352 - 396=-44
Randi K. Stucker	6893	54	127	134	100	101	335	126.81	- 127.65	= -0.84	335 - 381=-46
Jodi Daily	11709	81	144	102	172	103	377	143.88	- 144.56	= -0.67	377 - 432=-55
Sheryl S. Cochran	7062	51	138	117	122	115	354	137.33	- 138.47	= -1.14	354 - 414=-60
Lynn R. Eacker	9714	84	115	89	92	101	282	114.90	- 115.64	= -0.75	282 - 345=-63

Newcomers 2021-22

Big Apple Fun Center

This report is for scores bowled March 30 which is Week 30 of 33

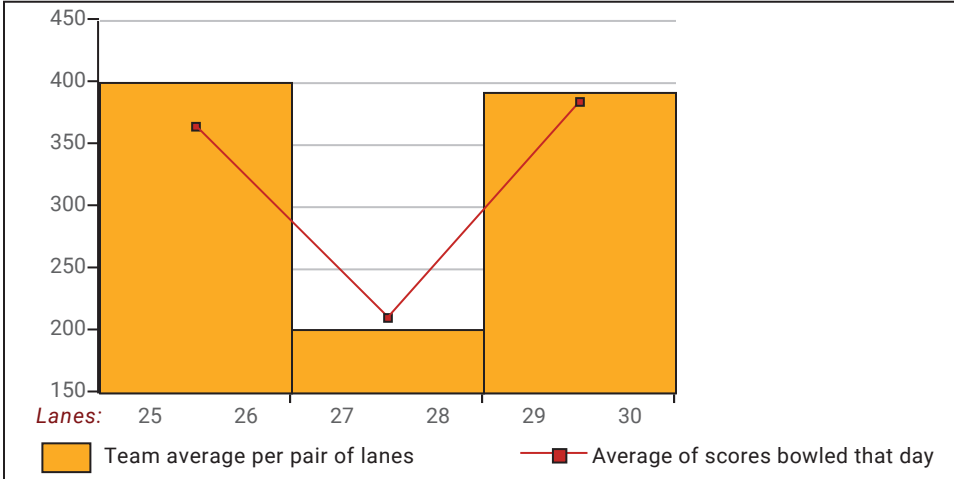
This Week's Statistics: Lefties vs Righties

Unless designated left handed, bowlers are considered right handed.

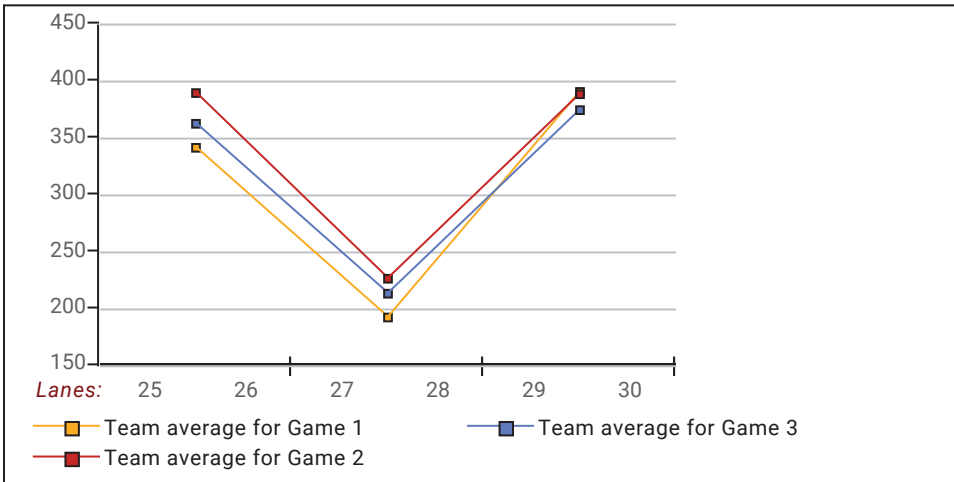
	Over All	Right	Left
How many people bowled	15	14	1
Number of games bowled	44	41	3
Actual average of week's scores	128.16	128.34	125.67
How many games above average	17	16	1
How many games below average	26	24	2
Pins above/below average per game	-4.41	-3.39	-18.33
How many people raised average	5	5	--
by this amount	0.39	0.39	0.00
How many people went down	10	9	1
by this amount	-0.50	-0.48	-0.67
League average before bowling	132.82	131.98	144.56
League average after bowling	132.61	131.81	143.88
Change in league average	-0.20	-0.17	-0.67
800s	--	--	--
775s	--	--	--
750s	--	--	--
725s	--	--	--
700s	--	--	--
675s	--	--	--
650s	--	--	--
625s	--	--	--
600s	--	--	--
575s	--	--	--
550s	--	--	--
525s	--	--	--
500s	--	--	--
475s	1	1	--
450s	1	1	--
425s	1	1	--
400s	1	1	--
below 400	11	10	1
300s	--	--	--
275s	--	--	--
250s	--	--	--
225s	--	--	--
200s	--	--	--
175s	2	2	--
150s	5	4	1
125s	17	17	--
100s	16	14	2
below 100	4	4	--

This report is for scores bowled March 30 which is Week 30 of 33

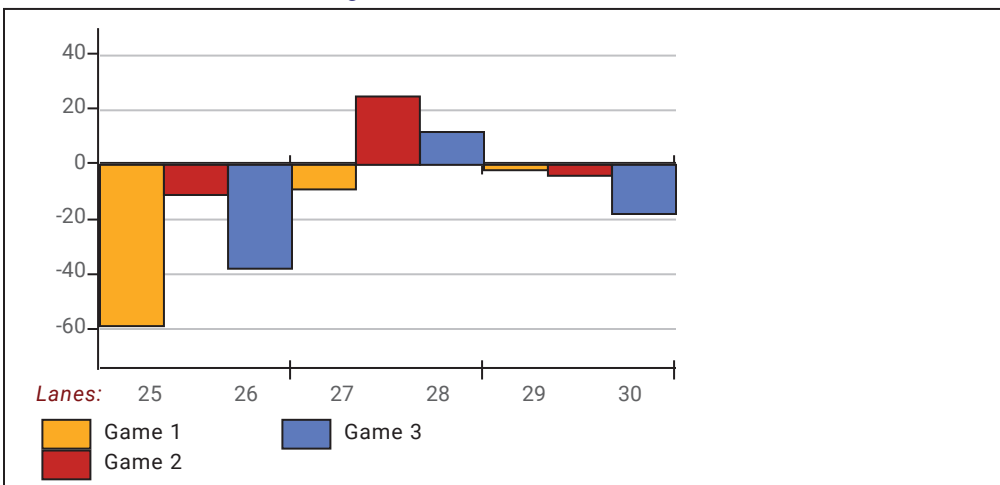
Team Average vs Avg of Scores



Average of Scores for Each Game

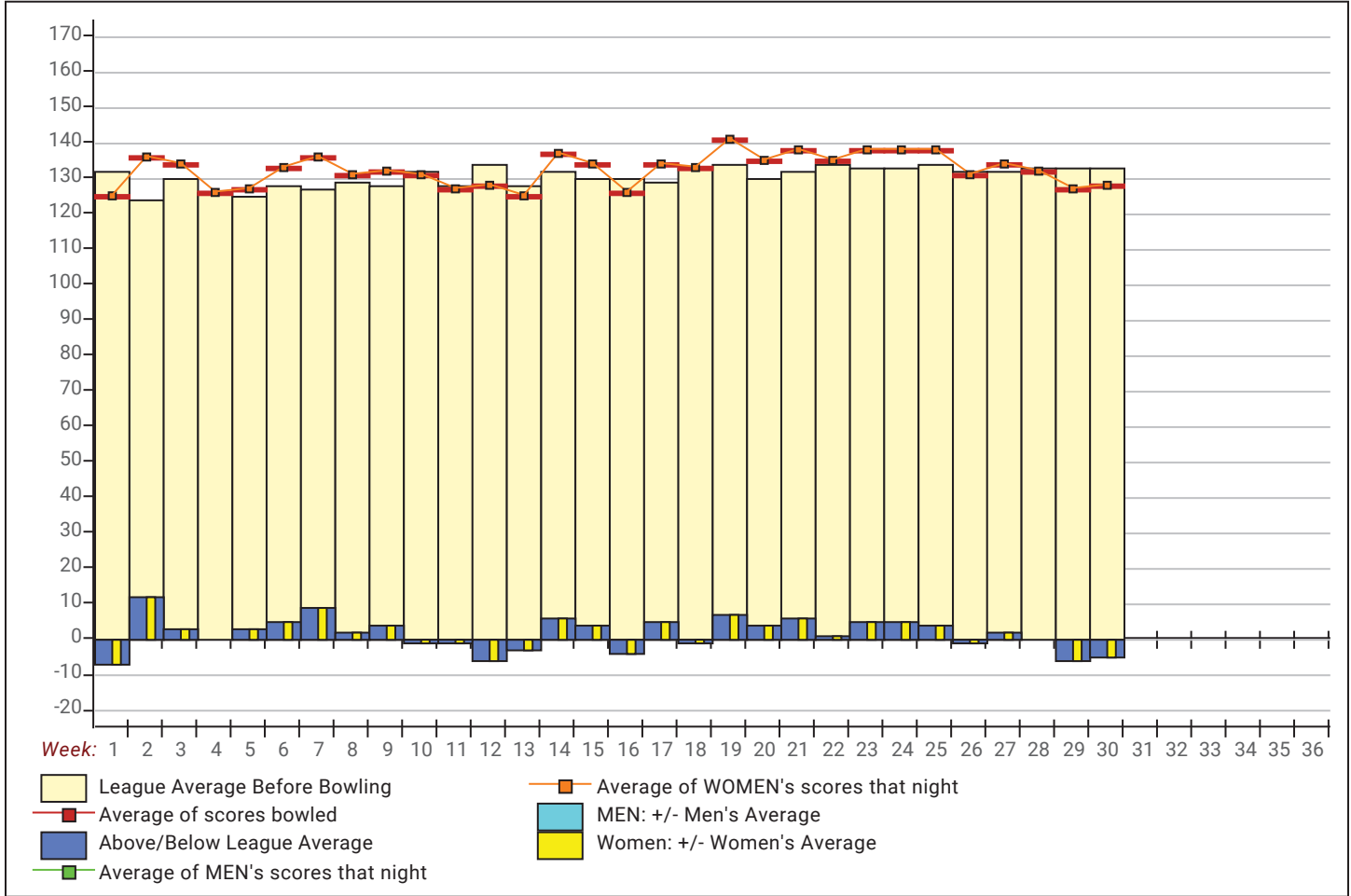


Amount Over/Under Team Average



This report is for scores bowled March 30 which is Week 30 of 33

League Average Week-by-Week



League Average Statistics for Last Week

	League	Right Hand	Left Hand
League Average Before Bowling	132.82	131.98	144.56
Average of scores bowled that night	128.16	128.34	125.67
New League Average After Bowling	132.61	131.81	143.88
Change in League Average	-.20	-.17	-.67
People Who Bowled Over Average	5	5	
People Who Bowled Under Average	10	9	1
Average Amount of Series Over Avg	25.40	25.40	
Average Amount of Series Under Avg	-20.60	-16.78	-55.00
Difference Avg, NiteAvg	-4.41	-3.39	-18.33
Number of Bowlers	15	14	1
Number of Games Bowled	44	41	3
People Who Raised Their Average	5	5	
Raised By an Average of This Amount	.39	.39	
People Who Lowered Their Average	10	9	1
Lowered By an Average of This Amou	-.50	-.48	-.67
Number of Games Bowled Over Avera	17	16	1
Number of Games Bowled Under Avera	26	24	2

Note: Averages are based only on people who bowled.

Newcomers 2021-22

Big Apple Fun Center

Team Standings

Place	Team Name	Avg p/gm	Points Won	Points Lost	Year-To-Date WON	Y-T-D LOST
1	Tub's Pub	395	38	18	67	53
2	Pin Drops	383	33	23	74	46
3	Hits & Mrs	397	30	26	69	51
4	Day Dreamers	385	29	27	63½	56½
5	Bowlin' Babes	397	29	27	69½	50½
6	Bye		9	47	17	103

*** Although not shown, standings are determined by points only for the current split

Last Week's Top Scores

Scratch Game		Scratch Series		Handicap Game		Handicap Series	
183	Jen Landanger	486	Jen Landanger	229	Deb Gibbs	618	Jen Landanger
175	Deb Gibbs	469	Nancy Bamrick	227	Jen Landanger	601	Nancy Bamrick
172	Jodi Daily	437	Lynda Ogle	218	Lynda Ogle	587	Lynda Ogle
169	Nancy Bamrick	424	Pat Bowie	216	Jodi Daily	561	Deb Gibbs
168	Lynda Ogle	399	Deb Gibbs	213	Nancy Bamrick	555	Micki Vest
148	Diane Canfield	383	Linda Fees	208	Diane Canfield	553	Pat Bowie
147	Pat Bowie	378	Micki Vest	203	Donna Michel	553	Megan Deaver
143	Donna Michel	377	Jodi Daily	198	Megan Deaver	548	Diane Canfield
141	Crystal Dailey	368	Diane Canfield	195	Crystal Dailey	530	Linda Fees
135	Micki Vest	354	Sheryl Cochran	194	Micki Vest	514	Crystal Dailey

Local and Bowling Center Awards

Name	USBC ID Number	Award Average	Award Games	G1	G2	G3	Series	Award Score	Award Received
Deb Gibbs	4132-156 USBC	132	72	115	175	109	399	175	175 Game (Local Assoc. Awards)