

Newcomers 2021-22

Wednesday 9:30 am

Big Apple Fun Center

Lanes 25 - 30

President: Linda Fees

Secretary/Treasurer: Jodi Daily

Team Standings

Place	#	Team Name	Points Won	Points Lost	%Won	Pins + HDCP	Scratch Pins	Avg p/gm	Year-To-Date WON	Y-T-D LOST	Y-T-D % WON
1	6	Tub's Pub	34	14	70.8	47099	33401	397	63	49	56.3
2	1	Pin Drops	32	16	66.7	47164	32368	385	73	39	65.2
3	3	Hits & Mrs	25	23	52.1	47402	33449	398	64	48	57.1
4	2	Day Dreamers	24	24	50.0	47037	32280	384	58½	53½	52.2
5	4	Bowlin' Babes	23	25	47.9	46673	33425	397	63½	48½	56.7
6	5	Bye	6	42		0	0		14	98	12.5

Review of Last Week's Bowling.....

Lanes	Team Name	HDCP -1-	HDCP -2-	HDCP -3-	HDCP Total	Last Wk WON	Team Name	HDCP -1-	HDCP -2-	HDCP -3-	HDCP Total	Last Wk WON
25-26	Tub's Pub	593	587	534	1714	3	<---> Day Dreamers	579	467	624	1670	1
27-28	Pin Drops	570	542	571	1683	3	<---> Bowlin' Babes	542	590	521	1653	1
29-30	Bye	0	0	0	0	2	<---> Hits & Mrs	536	560	487	1583	2

Lane Assignments

	25-26	27-28	29-30
Wk29 03/23	5- 1	6- 3	2- 4
Wk30 03/30	4- 6	2- 5	3- 1
Wk31 04/06	1- 2	3- 4	5- 6

Last Week's Top Scores

Team Scratch Game	Team Scratch Series	Team Handicap Game	Team Handicap Series
467 Day Dreamers	1231 Tub's Pub	624 Day Dreamers	1714 Tub's Pub
435 Bowlin' Babes	1199 Day Dreamers	593 Tub's Pub	1683 Pin Drops
432 Tub's Pub	1188 Bowlin' Babes	590 Bowlin' Babes	1670 Day Dreamers
407 Hits & Mrs	1185 Pin Drops	571 Pin Drops	1653 Bowlin' Babes
405 Pin Drops	1124 Hits & Mrs	560 Hits & Mrs	1583 Hits & Mrs
Scratch Game	Scratch Series	Handicap Game	Handicap Series
175 Deb Gibbs	443 Linda Fees	229 Deb Gibbs	607 Crystal Dailey
170 Nancy Bamrick	442 Nancy Bamrick	216 Crystal Dailey	590 Linda Fees
169 Jen Landanger	439 Crystal Dailey	214 Nancy Bamrick	587 Lynn Eacker
160 Linda Fees	424 Deb Gibbs	213 Jen Landanger	586 Deb Gibbs
160 Crystal Dailey	412 Beth Bryan	213 Diane Canfield	580 Debra Kermmoade
157 Diane Canfield	409 Debra Kermmoade	211 Lynn Eacker	574 Nancy Bamrick
148 Debra Kermmoade	405 Jen Landanger	209 Linda Fees	568 Beth Bryan

Season High Scores

Team Scratch Game	Team Scratch Series	Team Handicap Game	Team Handicap Series
505 Tub's Pub	1386 Hits & Mrs	686 Tub's Pub	1867 Hits & Mrs
504 Hits & Mrs	1342 Bowlin' Babes	673 Hits & Mrs	1834 Bowlin' Babes
490 Day Dreamers	1299 Day Dreamers	648 Day Dreamers	1814 Tub's Pub
474 Bowlin' Babes	1290 Pin Drops	638 Bowlin' Babes	1786 Day Dreamers
456 Pin Drops	1281 Tub's Pub	622 Pin Drops	1779 Pin Drops
Scratch Game	Scratch Series	Handicap Game	Handicap Series
215 Steph Meier	540 Jodi Daily	281 Steph Meier	684 Jodi Daily
209 Jodi Daily	526 Nancy Bamrick	258 Lynda Ogle	678 Randi Stucker
202 Lynda Ogle	502 Pat Bowie	257 Jodi Daily	676 Steph Meier
198 Pat Bowie	502 Lynda Ogle	249 Nancy Bamrick	670 Nancy Bamrick
194 Jen Landanger	501 Jen Landanger	246 Jo Johnson	670 Lynda Ogle
193 Nancy Bamrick	498 Deb Gibbs	246 Donna Michel	666 Deb Gibbs
186 Beth Bryan	492 Steph Meier	243 Pat Bowie	651 Crystal Dailey
186 Crystal Dailey		243 Crystal Dailey	
186 Deb Gibbs			

Team Rosters

1 - Pin Drops

Name	Avg	HDCP	Pins	Gms	High Game	High Sers	HDCP Game	HDCP Sers	Most Improved Avg +/-	To Raise Avg +1	To Drop Avg -1	Weekly Over Avg Series Avg +/-
Sheryl S. Cochran	138	49	6671	48	170	481	219	627	139 -0.02	418	366	
Beth Bryan	134	52	8071	60	186	448	239	616	135 -0.48	434	370	412 - 402=-10
Debra K. Kermmoade	128	57	5410	42	169	420	227	608	124 +4.81	395	349	409 - 384=25
Megan R. Deaver	113	69	3403	30	163	422	233	638	107 +6.43	359	325	
Randi K. Stucker	128	57	6548	51	170	468	236	678	129 -0.61	418	363	364 - 384=-20

2 - Day Dreamers

Name	Avg	HDCP	Pins	Gms	High Game	High Sers	HDCP Game	HDCP Sers	Most Improved Avg +/-	To Raise Avg +1	To Drop Avg -1	Weekly Over Avg Series Avg +/-
Jen Landanger	144	44	6931	48	194	501	238	648	137 +7.40	464	412	405 - 435=-30
Micki Vest	126	59	9097	72	175	432	239	624	129 -2.65	428	352	370 - 378=-8
Deb Gibbs	132	54	9137	69	186	498	242	666	131 +1.42	439	366	424 - 396=28
Cierra Schaepler	85	92	681	8	105	279	201	567		265	253	
Sue Bartels	107	74	2256	21	148	404	226	638	107 +0.43	336	311	

3 - Hits & Mrs

Name	Avg	HDCP	Pins	Gms	High Game	High Sers	HDCP Game	HDCP Sers	Most Improved Avg +/-	To Raise Avg +1	To Drop Avg -1	Weekly Over Avg Series Avg +/-
Nancy Bamrick	145	44	10881	75	193	526	249	670	142 +3.08	507	428	442 - 432=10
Donna J. Michel	125	60	6014	48	182	444	246	630	118 +7.29	412	360	
Lynda M. Ogle	137	50	11129	81	202	502	258	670	130 +7.40	463	378	337 - 414=-77
Pam J. Maloley	125	60	376	3	138	376	198	556		380	373	
Pam Witter	103	77	1240	12	141	355	215	577		320	304	

4 - Bowlin' Babes

Name	Avg	HDCP	Pins	Gms	High Game	High Sers	HDCP Game	HDCP Sers	Most Improved Avg +/-	To Raise Avg +1	To Drop Avg -1	Weekly Over Avg Series Avg +/-
Bronte M. Nielsen	113	69	1253	11	152	405	210	579		343	328	
Crystal S. Dailey	130	56	10212	78	186	477	243	651	128 +2.92	399	317	439 - 390=49
Jodi Daily	146	43	10965	75	209	540	257	684	155 -8.80	501	422	
Jo Johnson	134	52	4845	36	184	467	246	629	131 +3.58	420	380	
Diane L. Canfield	127	58	1905	15	157	458	224	638		399	380	341 - 390=-49

5 - Bye

6 - Tub's Pub

Name	Avg	HDCP	Pins	Gms	High Game	High Sers	HDCP Game	HDCP Sers	Most Improved Avg +/-	To Raise Avg +1	To Drop Avg -1	Weekly Over Avg Series Avg +/-
Linda K. Fees	139	48	9873	71	185	474	237	633	135 +4.06	487	412	443 - 414=29
Lynn R. Eacker	115	68	9382	81	175	416	241	612	119 -3.17	362	277	383 - 345=38
Pat L. Bowie	145	44	8318	57	198	502	243	637	147 -1.07	442	381	
Steph Meier	146	43	1321	9	215	492	281	676		443	430	

Individual High Averages

146.20 Jodi Daily	145.93 Pat Bowie	145.08 Nancy Bamrick
144.40 Jen Landanger	139.06 Linda Fees	138.98 Sheryl Cochran

Most Improved Average

137 to 144.40 = +7.40 Jen Landanger	130 to 137.40 = +7.40 Lynda Ogle	118 to 125.29 = +7.29 Donna Michel
107 to 113.43 = +6.43 Megan Deaver	124 to 128.81 = +4.81 Debra Kermmoad	135 to 139.06 = +4.06 Linda Fees

Most Un-Improved Averages

155 to 146.20 = -8.80 Jodi Daily	119 to 115.83 = -3.17 Lynn Eacker	129 to 126.35 = -2.65 Micki Vest
147 to 145.93 = -1.07 Pat Bowie	129 to 128.39 = -0.61 Randi Stucker	135 to 134.52 = -0.48 Beth Bryan

Newcomers 2021-22

Big Apple Fun Center

Reprint of Scores -- Week 28

Lane 25 6 - Tub's Pub Week 28 3/16/2022

Name	Old	Old	-1-	-2-	-3-	Total	HDCP
	Avg	HDCP					Total
Linda K. Fees	138	49	160	148	135	443	590
Lynn R. Eacker	115	68	137	143	103	383	587
Pat L. Bowie	145	44	a135	a135	a135	405	537
			====	====	====	====	====
Scratch Total			432	426	373	1231	1231
Handicap			161	161	161		483
Total			593	587	534	1231	1714
Team Points Won			1.0	1.0	0.0	3.0	3.0

Lane 26 2 - Day Dreamers Week 28 3/16/2022

Name	Old	Old	-1-	-2-	-3-	Total	HDCP
	Avg	HDCP					Total
Jen Landanger	145	44	139	97	169	405	537
Micki Vest	126	59	140	107	123	370	547
Deb Gibbs	132	54	143	106	175	424	586
			====	====	====	====	====
Scratch Total			422	310	467	1199	1199
Handicap			157	157	157		471
Total			579	467	624	1199	1670
Team Points Won			0.0	0.0	1.0	1.0	1.0

Lane 27 1 - Pin Drops Week 28 3/16/2022

Name	Old	Old	-1-	-2-	-3-	Total	HDCP
	Avg	HDCP					Total
Beth Bryan	134	52	140	139	133	412	568
Debra K. Kermmoade	128	57	144	117	148	409	580
Randi K. Stucker	128	57	120	120	124	364	535
			====	====	====	====	====
Scratch Total			404	376	405	1185	1185
Handicap			166	166	166		498
Total			570	542	571	1185	1683
Team Points Won			1.0	0.0	1.0	3.0	3.0

Lane 28 4 - Bowlin' Babes Week 28 3/16/2022

Name	Old	Old	-1-	-2-	-3-	Total	HDCP
	Avg	HDCP					Total
Crystal S. Dailey	130	56	160	142	137	439	607
Jodi Daily	146	43	a136	a136	a136	408	537
Diane L. Canfield	130	56	91	157	93	341	509
			====	====	====	====	====
Scratch Total			387	435	366	1188	1188
Handicap			155	155	155		465
Total			542	590	521	1188	1653
Team Points Won			0.0	1.0	0.0	1.0	1.0

Lane 29 5 - Bye Week 28 3/16/2022

Name	Old	Old	-1-	-2-	-3-	Total	HDCP
	Avg	HDCP					Total
No one bowled							

Lane 30 3 - Hits & Mrs Week 28 3/16/2022

Name	Old	Old	-1-	-2-	-3-	Total	HDCP
	Avg	HDCP					Total
Nancy Bamrick	144	44	152	170	120	442	574
Donna J. Michel	125	60	a115	a115	a115	345	525
Lynda M. Ogle	138	49	116	122	99	337	484
			====	====	====	====	====
Scratch Total			383	407	334	1124	1124
Handicap			153	153	153		459
Total			536	560	487	1124	1583
Team Points Won			1.0	1.0	0.0	2.0	2.0

Newcomers 2021-22

Big Apple Fun Center

Change in Average

Name	-----Old-----		Old					---Average Change---			Weekly Over Avg
	Pins	Games	Avg	-1-	-2-	-3-	Total	New - Old	----> +/-	Series Avg +/-	
Nancy Bamrick	10439	72	144	152	170	120	442	145.08	- 144.99	= 0.09	442 - 432=10
Sue Bartels	2256	21	107				0	107.43	- 107.43	= 0.00	
Pat L. Bowie	8318	57	145	a135	a135	a135	405	145.93	- 145.93	= 0.00	
Beth Bryan	7659	57	134	140	139	133	412	134.52	- 134.37	= 0.15	412 - 402=10
Diane L. Canfield	1564	12	130	91	157	93	341	127.00	- 130.33	= -3.33	341 - 390=-49
Sheryl S. Cochran	6671	48	138				0	138.98	- 138.98	= 0.00	
Crystal S. Dailey	9773	75	130	160	142	137	439	130.92	- 130.31	= 0.62	439 - 390=49
Jodi Daily	10965	75	146	a136	a136	a136	408	146.20	- 146.20	= 0.00	
Megan R. Deaver	3403	30	113				0	113.43	- 113.43	= 0.00	
Lynn R. Eacker	8999	78	115	137	143	103	383	115.83	- 115.37	= 0.46	383 - 345=38
Linda K. Fees	9430	68	138	160	148	135	443	139.06	- 138.68	= 0.38	443 - 414=29
Deb Gibbs	8713	66	132	143	106	175	424	132.42	- 132.02	= 0.41	424 - 396=28
Jo Johnson	4845	36	134				0	134.58	- 134.58	= 0.00	
Debra K. Kermmoade	5001	39	128	144	117	148	409	128.81	- 128.23	= 0.58	409 - 384=25
Jen Landanger	6526	45	145	139	97	169	405	144.40	- 145.02	= -0.63	405 - 435=-30
Pam J. Maloley	376	3	125				0	125.33	- 125.33	= 0.00	
Steph Meier	1321	9	146				0	146.78	- 146.78	= 0.00	
Donna J. Michel	6014	48	125	a115	a115	a115	345	125.29	- 125.29	= 0.00	
Bronte M. Nielsen	1253	11	113				0	113.91	- 113.91	= 0.00	
Lynda M. Ogle	10792	78	138	116	122	99	337	137.40	- 138.36	= -0.96	337 - 414=-77
Cierra Schaepler	681	8	85				0	85.13	- 85.13	= 0.00	
Randi K. Stucker	6184	48	128	120	120	124	364	128.39	- 128.83	= -0.44	364 - 384=-20
Micki Vest	8727	69	126	140	107	123	370	126.35	- 126.48	= -0.13	370 - 378=-8
Pam Witter	1240	12	103				0	103.33	- 103.33	= 0.00	

Newcomers 2021-22

Big Apple Fun Center

* Bowlers listed must have a minimum of 1 games.

High Average Listing

	<u>Name</u>	<u>True Average</u>	<u>Pins</u>	<u>Gms</u>	<u>To Raise Avg +1</u>	<u>To Drop Avg -1</u>
1	Steph Meier	146.78	1321	9	443	430
2	Jodi Daily	146.20	10965	75	501	422
3	Pat L. Bowie	145.93	8318	57	442	381
4	Nancy Bamrick	145.08	10881	75	507	428
5	Jen Landanger	144.40	6931	48	464	412
6	Linda K. Fees	139.06	9873	71	487	412
7	Sheryl S. Cochran	138.98	6671	48	418	366
8	Lynda M. Ogle	137.40	11129	81	463	378
9	Jo Johnson	134.58	4845	36	420	380
10	Beth Bryan	134.52	8071	60	434	370
11	Deb Gibbs	132.42	9137	69	439	366
12	Crystal S. Dailey	130.92	10212	78	399	317
13	Debra K. Kermmoade	128.81	5410	42	395	349
14	Randi K. Stucker	128.39	6548	51	418	363
15	Diane L. Canfield	127.00	1905	15	399	380
16	Micki Vest	126.35	9097	72	428	352
17	Pam J. Maloley	125.33	376	3	380	373
18	Donna J. Michel	125.29	6014	48	412	360
19	Lynn R. Eacker	115.83	9382	81	362	277
20	Bronte M. Nielsen	113.91	1253	11	343	328
21	Megan R. Deaver	113.43	3403	30	359	325
22	Sue Bartels	107.43	2256	21	336	311
23	Pam Witter	103.33	1240	12	320	304
24	Cierra Schaepler	85.13	681	8	265	253

Newcomers 2021-22

Big Apple Fun Center

* Bowlers listed must have a minimum of 21 games.

Note: This report includes information through March 16 which is Week 28 of 33

Most Improved Averages

<u>Name</u>	<u>True Average</u>	<u>Most Improved Avg</u>	<u>+/-</u>	<u>Name</u>	<u>True Average</u>	<u>Most Improved Avg</u>	<u>+/-</u>
Jen Landanger	144.40	137	+7.40	Deb Gibbs	132.42	131	+1.42
Lynda M. Ogle	137.40	130	+7.40	Sue Bartels	107.43	107	+0.43
Donna J. Michel	125.29	118	+7.29	Sheryl S. Cochran	138.98	139	-0.02
Megan R. Deaver	113.43	107	+6.43	Beth Bryan	134.52	135	-0.48
Debra K. Kermmoade	128.81	124	+4.81	Randi K. Stucker	128.39	129	-0.61
Linda K. Fees	139.06	135	+4.06	Pat L. Bowie	145.93	147	-1.07
Jo Johnson	134.58	131	+3.58	Micki Vest	126.35	129	-2.65
Nancy Bamrick	145.08	142	+3.08	Lynn R. Eacker	115.83	119	-3.17
Crystal S. Dailey	130.92	128	+2.92	Jodi Daily	146.20	155	-8.80

Newcomers 2021-22

Big Apple Fun Center

* Bowlers listed must have a minimum of 1 games.

Most Pins Over Average

Name	-----Old-----		Old					---Average Change---			Weekly Over Avg
	Pins	Games	Avg	-1-	-2-	-3-	Total	New - Old	---> +/-	Series Avg +/-	
Crystal S. Dailey	9773	75	130	160	142	137	439	130.92 - 130.31	= 0.62	439 - 390=49	
Lynn R. Eacker	8999	78	115	137	143	103	383	115.83 - 115.37	= 0.46	383 - 345=38	
Linda K. Fees	9430	68	138	160	148	135	443	139.06 - 138.68	= 0.38	443 - 414=29	
Deb Gibbs	8713	66	132	143	106	175	424	132.42 - 132.02	= 0.41	424 - 396=28	
Debra K. Kermmoade	5001	39	128	144	117	148	409	128.81 - 128.23	= 0.58	409 - 384=25	
Nancy Bamrick	10439	72	144	152	170	120	442	145.08 - 144.99	= 0.09	442 - 432=10	
Beth Bryan	7659	57	134	140	139	133	412	134.52 - 134.37	= 0.15	412 - 402=10	
Micki Vest	8727	69	126	140	107	123	370	126.35 - 126.48	= -0.13	370 - 378=-8	
Randi K. Stucker	6184	48	128	120	120	124	364	128.39 - 128.83	= -0.44	364 - 384=-20	
Jen Landanger	6526	45	145	139	97	169	405	144.40 - 145.02	= -0.63	405 - 435=-30	
Diane L. Canfield	1564	12	130	91	157	93	341	127.00 - 130.33	= -3.33	341 - 390=-49	
Lynda M. Ogle	10792	78	138	116	122	99	337	137.40 - 138.36	= -0.96	337 - 414=-77	

Newcomers 2021-22

Big Apple Fun Center

This report is for scores bowled March 16 which is Week 28 of 33

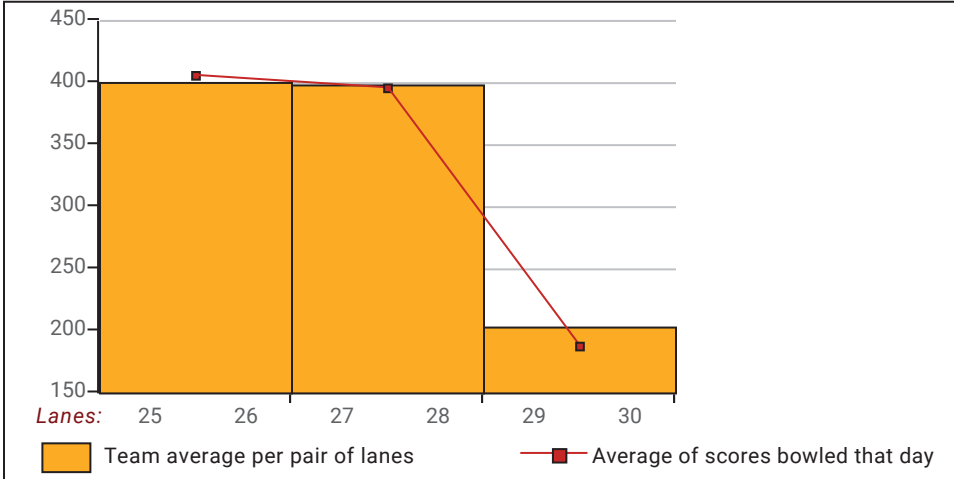
This Week's Statistics: Lefties vs Righties

Unless designated left handed, bowlers are considered right handed.

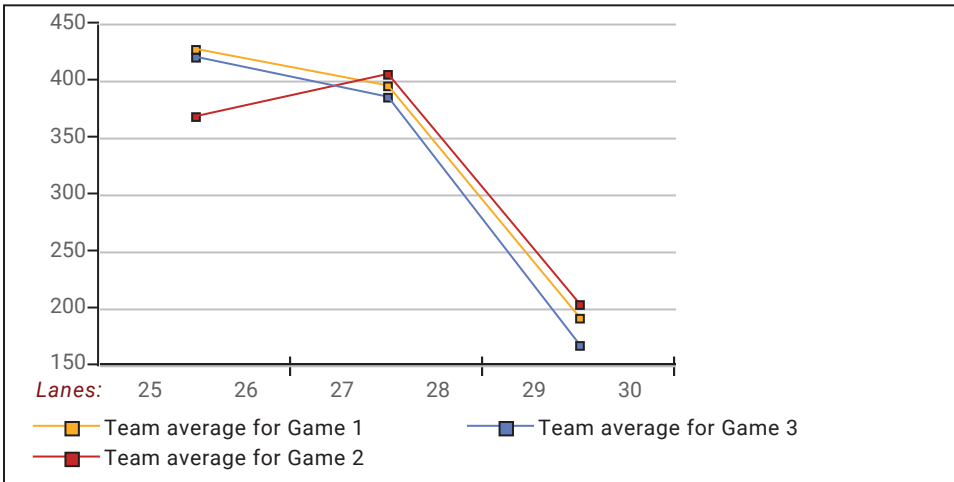
	Over All	Right	Left
How many people bowled	12	12	0
Number of games bowled	36	36	0
Actual average of week's scores	132.47	132.47	0.00
How many games above average	18	18	0
How many games below average	18	18	0
Pins above/below average per game	0.14	0.14	0.00
How many people raised average	7	7	--
by this amount	0.38	0.38	0.00
How many people went down	5	5	--
by this amount	-1.10	-1.10	0.00
League average before bowling	132.75	132.75	0.00
League average after bowling	132.51	132.51	0.00
Change in league average	-0.23	-0.23	0.00
800s	--	--	--
775s	--	--	--
750s	--	--	--
725s	--	--	--
700s	--	--	--
675s	--	--	--
650s	--	--	--
625s	--	--	--
600s	--	--	--
575s	--	--	--
550s	--	--	--
525s	--	--	--
500s	--	--	--
475s	--	--	--
450s	--	--	--
425s	3	3	--
400s	4	4	--
below 400	5	5	--
300s	--	--	--
275s	--	--	--
250s	--	--	--
225s	--	--	--
200s	--	--	--
175s	1	1	--
150s	6	6	--
125s	14	14	--
100s	11	11	--
below 100	4	4	--

This report is for scores bowled March 16 which is Week 28 of 33

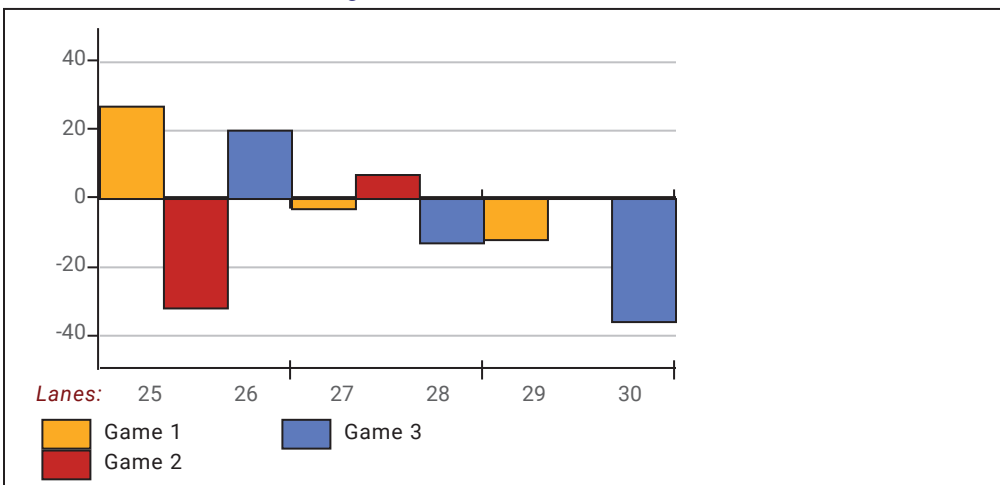
Team Average vs Avg of Scores



Average of Scores for Each Game

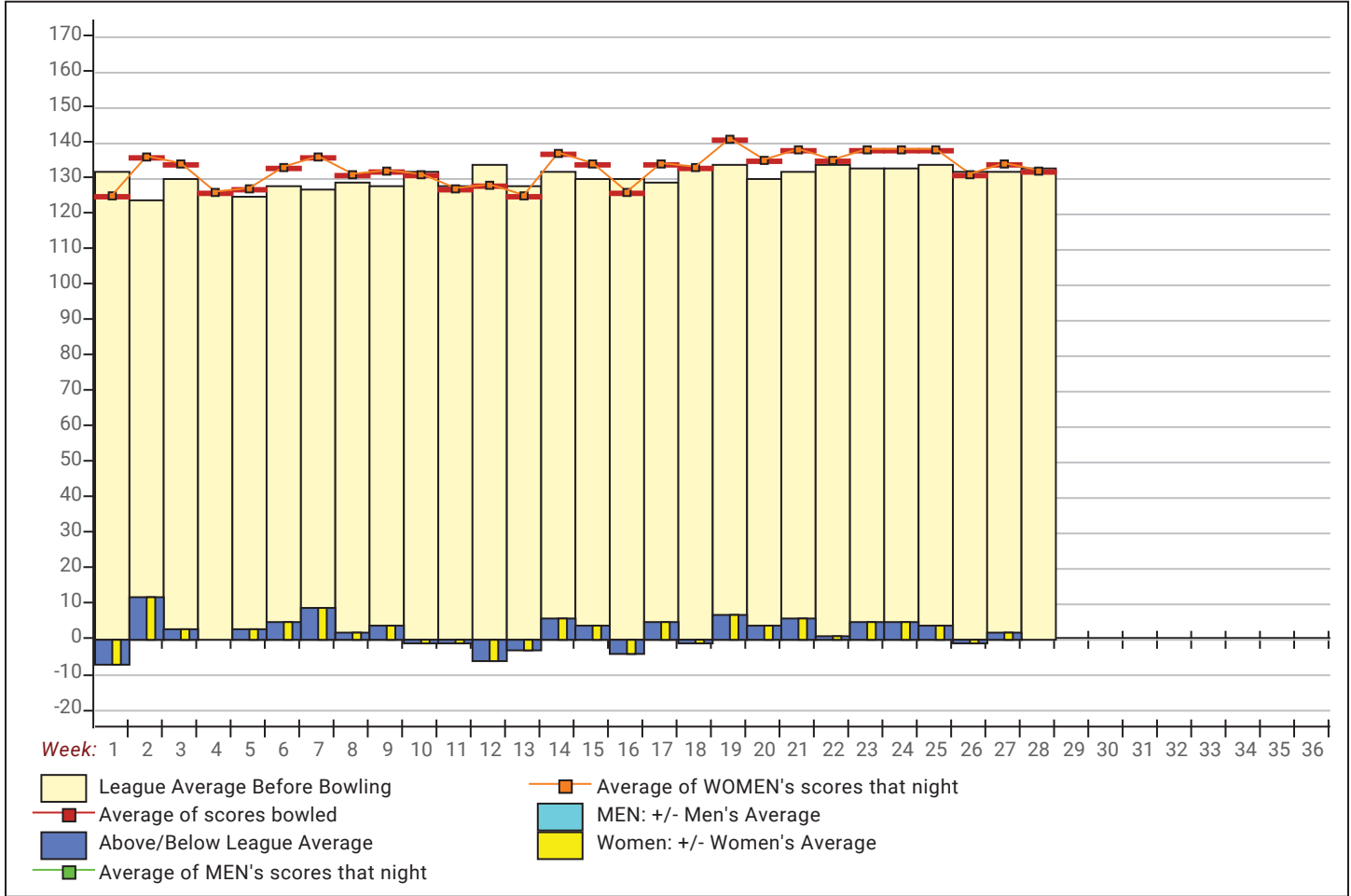


Amount Over/Under Team Average



This report is for scores bowled March 16 which is Week 28 of 33

League Average Week-by-Week



League Average Statistics for Last Week

	League	Right Hand	Left Hand
League Average Before Bowling	132.75	132.75	
Average of scores bowled that night	132.47	132.47	
New League Average After Bowling	132.51	132.51	
Change in League Average	-.23	-.23	
People Who Bowled Over Average	7	7	
People Who Bowled Under Average	5	5	
Average Amount of Series Over Avg	27.00	27.00	
Average Amount of Series Under Avg	-36.80	-36.80	
Difference Avg, NiteAvg	.14	.14	
Number of Bowlers	12		
Number of Games Bowled	36		
People Who Raised Their Average	7	7	
Raised By an Average of This Amount	.38	.38	
People Who Lowered Their Average	5	5	
Lowered By an Average of This Amou	-1.10	-1.10	
Number of Games Bowled Over Avera	18		
Number of Games Bowled Under Avera	18		

Note: Averages are based only on people who bowled.

Newcomers 2021-22

Big Apple Fun Center

Team Standings

Place	Team Name	Avg p/gm	Points Won	Points Lost	Year-To-Date WON	Y-T-D LOST
1	Tub's Pub	397	34	14	63	49
2	Pin Drops	385	32	16	73	39
3	Hits & Mrs	398	25	23	64	48
4	Day Dreamers	384	24	24	58½	53½
5	Bowlin' Babes	397	23	25	63½	48½
6	Bye		6	42	14	98

*** Although not shown, standings are determined by points only for the current split

Last Week's Top Scores

Scratch Game		Scratch Series		Handicap Game		Handicap Series	
175	Deb Gibbs	443	Linda Fees	229	Deb Gibbs	607	Crystal Dailey
170	Nancy Bamrick	442	Nancy Bamrick	216	Crystal Dailey	590	Linda Fees
169	Jen Landanger	439	Crystal Dailey	214	Nancy Bamrick	587	Lynn Eacker
160	Linda Fees	424	Deb Gibbs	213	Jen Landanger	586	Deb Gibbs
160	Crystal Dailey	412	Beth Bryan	213	Diane Canfield	580	Debra Kermmoade
157	Diane Canfield	409	Debra Kermmoade	211	Lynn Eacker	574	Nancy Bamrick
148	Debra Kermmoade	405	Jen Landanger	209	Linda Fees	568	Beth Bryan
143	Lynn Eacker	383	Lynn Eacker	205	Debra Kermmoade	547	Micki Vest
140	Beth Bryan	370	Micki Vest	199	Micki Vest	537	Jen Landanger
140	Micki Vest	364	Randi Stucker	192	Beth Bryan	535	Randi Stucker

Local and Bowling Center Awards

Name	USBC ID Number	Award Average	Award Games	G1	G2	G3	Series	Award Score	Award Received
Deb Gibbs	4132-156 USBC	132	66	143	106	175	424	175	175 Game (Local Assoc. Awards)