

Newcomers 2021-22

Wednesday 9:30 am

Big Apple Fun Center

Lanes 25 - 30

President: Linda Fees

Secretary/Treasurer: Jodi Daily

Team Standings

Place	#	Team Name	Points Won	Points Lost	%Won	Pins + HDCP	Scratch Pins	Avg p/gm	Year-To-Date WON	Y-T-D LOST	Y-T-D % WON
1	6	Tub's Pub	31	13	70.5	45385	32170	397	60	48	55.5
2	1	Pin Drops	29	15	65.9	45481	31183	384	70	38	64.8
3	3	Hits & Mrs	23	21	52.3	45819	32325	399	62	46	57.4
4	2	Day Dreamers	23	21	52.3	45367	31081	383	57½	50½	53.2
5	4	Bowlin' Babes	22	22	50.0	45020	32237	397	62½	45½	57.9
6	5	Bye	4	40		0	0		12	96	11.1

Review of Last Week's Bowling.....

Lanes	Team Name	HDCP -1-	HDCP -2-	HDCP -3-	HDCP Total	Last Wk WON		Team Name	HDCP -1-	HDCP -2-	HDCP -3-	HDCP Total	Last Wk WON
25-26	Hits & Mrs	515	504	561	1580	0	<-->	Bowlin' Babes	554	561	613	1728	4
27-28	Bye	0	0	0	0	0	<-->	Tub's Pub	562	601	537	1700	4
29-30	Pin Drops	573	514	546	1633	1	<-->	Day Dreamers	519	648	567	1734	3

Lane Assignments

	25-26	27-28	29-30
Wk28 03/16	6- 2	1- 4	5- 3
Wk29 03/23	5- 1	6- 3	2- 4
Wk30 03/30	4- 6	2- 5	3- 1

Last Week's Top Scores

Team Scratch Game		Team Scratch Series		Team Handicap Game		Team Handicap Series	
490	Day Dreamers	1275	Bowlin' Babes	648	Day Dreamers	1734	Day Dreamers
462	Bowlin' Babes	1260	Day Dreamers	613	Bowlin' Babes	1728	Bowlin' Babes
440	Tub's Pub	1217	Tub's Pub	601	Tub's Pub	1700	Tub's Pub
416	Pin Drops	1162	Pin Drops	573	Pin Drops	1633	Pin Drops
398	Hits & Mrs	1091	Hits & Mrs	561	Hits & Mrs	1580	Hits & Mrs
Scratch Game		Scratch Series		Handicap Game		Handicap Series	
194	Jen Landanger	479	Nancy Bamrick	238	Jen Landanger	634	Crystal Dailey
184	Nancy Bamrick	474	Jen Landanger	228	Nancy Bamrick	612	Lynn Eacker
173	Linda Fees	466	Crystal Dailey	228	Crystal Dailey	611	Nancy Bamrick
172	Crystal Dailey	427	Deb Gibbs	222	Linda Fees	606	Jen Landanger
154	Deb Gibbs	408	Lynn Eacker	218	Lynn Eacker	592	Deb Gibbs
154	Jo Johnson	404	Linda Fees	210	Micki Vest	557	Jo Johnson
151	Micki Vest	401	Jo Johnson	209	Deb Gibbs	551	Linda Fees

Season High Scores

Team Scratch Game		Team Scratch Series		Team Handicap Game		Team Handicap Series	
505	Tub's Pub	1386	Hits & Mrs	686	Tub's Pub	1867	Hits & Mrs
504	Hits & Mrs	1342	Bowlin' Babes	673	Hits & Mrs	1834	Bowlin' Babes
490	Day Dreamers	1299	Day Dreamers	648	Day Dreamers	1814	Tub's Pub
474	Bowlin' Babes	1290	Pin Drops	638	Bowlin' Babes	1786	Day Dreamers
456	Pin Drops	1281	Tub's Pub	622	Pin Drops	1779	Pin Drops
Scratch Game		Scratch Series		Handicap Game		Handicap Series	
215	Steph Meier	540	Jodi Daily	281	Steph Meier	684	Jodi Daily
209	Jodi Daily	526	Nancy Bamrick	258	Lynda Ogle	678	Randi Stucker
202	Lynda Ogle	502	Pat Bowie	257	Jodi Daily	676	Steph Meier
198	Pat Bowie	502	Lynda Ogle	249	Nancy Bamrick	670	Nancy Bamrick
194	Jen Landanger	501	Jen Landanger	246	Jo Johnson	670	Lynda Ogle
193	Nancy Bamrick	498	Deb Gibbs	246	Donna Michel	666	Deb Gibbs
186	Beth Bryan	492	Steph Meier	243	Pat Bowie	651	Crystal Dailey
186	Crystal Dailey			243	Crystal Dailey		
186	Deb Gibbs						

Team Rosters

1 - Pin Drops

Name	Avg	HDCP	Pins	Gms	High Game	High Sers	HDCP Game	HDCP Sers	Most Improved Avg +/-	To Raise Avg +1	To Drop Avg -1	Weekly Over Avg Series Avg +/-
Sheryl S. Cochran	138	49	6671	48	170	481	219	627	139 -0.02	418	366	400 - 417=-17
Beth Bryan	134	52	7659	57	186	448	239	616	135 -0.63	441	380	393 - 402=-9
Debra K. Kermmoade	128	57	5001	39	169	420	227	608	124 +4.23	417	374	369 - 384=-15
Megan R. Deaver	113	69	3403	30	163	422	233	638	107 +6.43	359	325	
Randi K. Stucker	128	57	6184	48	170	468	236	678	129 -0.17	395	343	

2 - Day Dreamers

Name	Avg	HDCP	Pins	Gms	High Game	High Sers	HDCP Game	HDCP Sers	Most Improved Avg +/-	To Raise Avg +1	To Drop Avg -1	Weekly Over Avg Series Avg +/-
Jen Landanger	145	44	6526	45	194	501	238	648	137 +8.02	482	433	474 - 432=42
Micki Vest	126	59	8727	69	175	432	239	624	129 -2.52	417	344	359 - 378=-19
Deb Gibbs	132	54	8713	66	186	498	242	666	131 +1.02	464	394	427 - 393=34
Cierra Schaepler	85	92	681	8	105	279	201	567		265	253	
Sue Bartels	107	74	2256	21	148	404	226	638	107 +0.43	336	311	

3 - Hits & Mrs

Name	Avg	HDCP	Pins	Gms	High Game	High Sers	HDCP Game	HDCP Sers	Most Improved Avg +/-	To Raise Avg +1	To Drop Avg -1	Weekly Over Avg Series Avg +/-
Nancy Bamrick	144	44	10439	72	193	526	249	670	142 +2.99	436	360	479 - 432=47
Donna J. Michel	125	60	6014	48	182	444	246	630	118 +7.29	412	360	
Lynda M. Ogle	138	49	10792	78	202	502	258	670	130 +8.36	467	385	
Pam J. Maloley	125	60	376	3	138	376	198	556		380	373	
Pam Witter	103	77	1240	12	141	355	215	577		320	304	228 - 336=-108

4 - Bowlin' Babes

Name	Avg	HDCP	Pins	Gms	High Game	High Sers	HDCP Game	HDCP Sers	Most Improved Avg +/-	To Raise Avg +1	To Drop Avg -1	Weekly Over Avg Series Avg +/-
Bronte M. Nielsen	113	69	1253	11	152	405	210	579		343	328	
Crystal S. Dailey	130	56	9773	75	186	477	243	651	128 +2.31	445	366	466 - 387=79
Jodi Daily	146	43	10965	75	209	540	257	684	155 -8.80	501	422	
Jo Johnson	134	52	4845	36	184	467	246	629	131 +3.58	420	380	401 - 402=-1
Diane L. Canfield	130	56	1564	12	155	458	224	638		401	385	

5 - Bye

6 - Tub's Pub

Name	Avg	HDCP	Pins	Gms	High Game	High Sers	HDCP Game	HDCP Sers	Most Improved Avg +/-	To Raise Avg +1	To Drop Avg -1	Weekly Over Avg Series Avg +/-
Linda K. Fees	138	49	9430	68	185	474	237	633	135 +3.68	439	367	404 - 414=-10
Lynn R. Eacker	115	68	8999	78	175	416	241	612	119 -3.63	397	315	408 - 342=66
Pat L. Bowie	145	44	8318	57	198	502	243	637	147 -1.07	442	381	
Steph Meier	146	43	1321	9	215	492	281	676		443	430	

Individual High Averages

146.20 Jodi Daily	145.93 Pat Bowie	145.02 Jen Landanger
144.99 Nancy Bamrick	138.98 Sheryl Cochran	138.68 Linda Fees

Most Improved Average

130 to 138.36 = +8.36 Lynda Ogle	137 to 145.02 = +8.02 Jen Landanger	118 to 125.29 = +7.29 Donna Michel
107 to 113.43 = +6.43 Megan Deaver	124 to 128.23 = +4.23 Debra Kermmoad	135 to 138.68 = +3.68 Linda Fees

Most Un-Improved Averages

155 to 146.20 = -8.80 Jodi Daily	119 to 115.37 = -3.63 Lynn Eacker	129 to 126.48 = -2.52 Micki Vest
147 to 145.93 = -1.07 Pat Bowie	135 to 134.37 = -0.63 Beth Bryan	129 to 128.83 = -0.17 Randi Stucker

Newcomers 2021-22

Big Apple Fun Center

Reprint of Scores -- Week 27

Lane 25 3 - Hits & Mrs Week 27 3/9/2022

Name	Old Avg	Old HDCP	-1-	-2-	-3-	Total	HDCP Total
Nancy Bamrick	144	44	156	139	184	479	611
Lynda M. Ogle	138	49	a128	a128	a128	384	531
Pam Witter	112	70	68	74	86	228	438
			====	====	====	====	====
Scratch Total			352	341	398	1091	1091
Handicap			163	163	163		489
Total			515	504	561	1091	1580
Team Points Won			0.0	0.0	0.0	0.0	0.0

Lane 26 4 - Bowlin' Babes Week 27 3/9/2022

Name	Old Avg	Old HDCP	-1-	-2-	-3-	Total	HDCP Total
Crystal S. Dailey	129	56	144	150	172	466	634
Jodi Daily	146	43	a136	a136	a136	408	537
Jo Johnson	134	52	123	124	154	401	557
			====	====	====	====	====
Scratch Total			403	410	462	1275	1275
Handicap			151	151	151		453
Total			554	561	613	1275	1728
Team Points Won			1.0	1.0	1.0	4.0	4.0

Lane 27 5 - Bye Week 27 3/9/2022

Name	Old Avg	Old HDCP	-1-	-2-	-3-	Total	HDCP Total
No one bowled							

Lane 28 6 - Tub's Pub Week 27 3/9/2022

Name	Old Avg	Old HDCP	-1-	-2-	-3-	Total	HDCP Total
Linda K. Fees	138	49	116	173	115	404	551
Lynn R. Eacker	114	68	150	132	126	408	612
Pat L. Bowie	145	44	a135	a135	a135	405	537
			====	====	====	====	====
Scratch Total			401	440	376	1217	1217
Handicap			161	161	161		483
Total			562	601	537	1217	1700
Team Points Won			1.0	1.0	1.0	4.0	4.0

Lane 29 1 - Pin Drops Week 27 3/9/2022

Name	Old Avg	Old HDCP	-1-	-2-	-3-	Total	HDCP Total
Sheryl S. Cochran	139	48	132	127	141	400	544
Beth Bryan	134	52	149	106	138	393	549
Debra K. Kermmoade	128	57	135	124	110	369	540
			====	====	====	====	====
Scratch Total			416	357	389	1162	1162
Handicap			157	157	157		471
Total			573	514	546	1162	1633
Team Points Won			1.0	0.0	0.0	1.0	1.0

Lane 30 2 - Day Dreamers Week 27 3/9/2022

Name	Old Avg	Old HDCP	-1-	-2-	-3-	Total	HDCP Total
Jen Landanger	144	44	137	194	143	474	606
Micki Vest	126	59	96	151	112	359	536
Deb Gibbs	131	55	128	145	154	427	592
			====	====	====	====	====
Scratch Total			361	490	409	1260	1260
Handicap			158	158	158		474
Total			519	648	567	1260	1734
Team Points Won			0.0	1.0	1.0	3.0	3.0

Newcomers 2021-22

Big Apple Fun Center

Change in Average

Name	-----Old-----		Old					---Average Change---			Weekly Over Avg
	Pins	Games	Avg	-1-	-2-	-3-	Total	New - Old	---> +/-	Series Avg +/-	
Nancy Bamrick	9960	69	144	156	139	184	479	144.99	- 144.35	= 0.64	479 - 432=47
Sue Bartels	2256	21	107				0	107.43	- 107.43	= 0.00	
Pat L. Bowie	8318	57	145	a135	a135	a135	405	145.93	- 145.93	= 0.00	
Beth Bryan	7266	54	134	149	106	138	393	134.37	- 134.56	= -0.19	393 - 402=-9
Diane L. Canfield	1564	12	130				0	130.33	- 130.33	= 0.00	
Sheryl S. Cochran	6271	45	139	132	127	141	400	138.98	- 139.36	= -0.38	400 - 417=-17
Crystal S. Dailey	9307	72	129	144	150	172	466	130.31	- 129.26	= 1.04	466 - 387=79
Jodi Daily	10965	75	146	a136	a136	a136	408	146.20	- 146.20	= 0.00	
Megan R. Deaver	3403	30	113				0	113.43	- 113.43	= 0.00	
Lynn R. Eacker	8591	75	114	150	132	126	408	115.37	- 114.55	= 0.83	408 - 342=66
Linda K. Fees	9026	65	138	116	173	115	404	138.68	- 138.86	= -0.19	404 - 414=-10
Deb Gibbs	8286	63	131	128	145	154	427	132.02	- 131.52	= 0.49	427 - 393=34
Jo Johnson	4444	33	134	123	124	154	401	134.58	- 134.67	= -0.08	401 - 402=-1
Debra K. Kermmoade	4632	36	128	135	124	110	369	128.23	- 128.67	= -0.44	369 - 384=-15
Jen Landanger	6052	42	144	137	194	143	474	145.02	- 144.10	= 0.93	474 - 432=42
Pam J. Maloley	376	3	125				0	125.33	- 125.33	= 0.00	
Steph Meier	1321	9	146				0	146.78	- 146.78	= 0.00	
Donna J. Michel	6014	48	125				0	125.29	- 125.29	= 0.00	
Bronte M. Nielsen	1253	11	113				0	113.91	- 113.91	= 0.00	
Lynda M. Ogle	10792	78	138	a128	a128	a128	384	138.36	- 138.36	= 0.00	
Cierra Schaepler	681	8	85				0	85.13	- 85.13	= 0.00	
Randi K. Stucker	6184	48	128				0	128.83	- 128.83	= 0.00	
Micki Vest	8368	66	126	96	151	112	359	126.48	- 126.79	= -0.31	359 - 378=-19
Pam Witter	1012	9	112	68	74	86	228	103.33	- 112.44	= -9.11	228 - 336=-108

Newcomers 2021-22

Big Apple Fun Center

* Bowlers listed must have a minimum of 1 games.

High Average Listing

	<u>Name</u>	<u>True Average</u>	<u>Pins</u>	<u>Gms</u>	<u>To Raise Avg +1</u>	<u>To Drop Avg -1</u>
1	Steph Meier	146.78	1321	9	443	430
2	Jodi Daily	146.20	10965	75	501	422
3	Pat L. Bowie	145.93	8318	57	442	381
4	Jen Landanger	145.02	6526	45	482	433
5	Nancy Bamrick	144.99	10439	72	436	360
6	Sheryl S. Cochran	138.98	6671	48	418	366
7	Linda K. Fees	138.68	9430	68	439	367
8	Lynda M. Ogle	138.36	10792	78	467	385
9	Jo Johnson	134.58	4845	36	420	380
10	Beth Bryan	134.37	7659	57	441	380
11	Deb Gibbs	132.02	8713	66	464	394
12	Diane L. Canfield	130.33	1564	12	401	385
13	Crystal S. Dailey	130.31	9773	75	445	366
14	Randi K. Stucker	128.83	6184	48	395	343
15	Debra K. Kermmoade	128.23	5001	39	417	374
16	Micki Vest	126.48	8727	69	417	344
17	Pam J. Maloley	125.33	376	3	380	373
18	Donna J. Michel	125.29	6014	48	412	360
19	Lynn R. Eacker	115.37	8999	78	397	315
20	Bronte M. Nielsen	113.91	1253	11	343	328
21	Megan R. Deaver	113.43	3403	30	359	325
22	Sue Bartels	107.43	2256	21	336	311
23	Pam Witter	103.33	1240	12	320	304
24	Cierra Schaepler	85.13	681	8	265	253

Newcomers 2021-22

Big Apple Fun Center

* Bowlers listed must have a minimum of 21 games.

Note: This report includes information through March 9 which is Week 27 of 33

Most Improved Averages

<u>Name</u>	<u>True Average</u>	<u>Most Improved Avg</u>	<u>+/-</u>	<u>Name</u>	<u>True Average</u>	<u>Most Improved Avg</u>	<u>+/-</u>
Lynda M. Ogle	138.36	130	+8.36	Deb Gibbs	132.02	131	+1.02
Jen Landanger	145.02	137	+8.02	Sue Bartels	107.43	107	+0.43
Donna J. Michel	125.29	118	+7.29	Sheryl S. Cochran	138.98	139	-0.02
Megan R. Deaver	113.43	107	+6.43	Randi K. Stucker	128.83	129	-0.17
Debra K. Kermmoade	128.23	124	+4.23	Beth Bryan	134.37	135	-0.63
Linda K. Fees	138.68	135	+3.68	Pat L. Bowie	145.93	147	-1.07
Jo Johnson	134.58	131	+3.58	Micki Vest	126.48	129	-2.52
Nancy Bamrick	144.99	142	+2.99	Lynn R. Eacker	115.37	119	-3.63
Crystal S. Dailey	130.31	128	+2.31	Jodi Daily	146.20	155	-8.80

Newcomers 2021-22

Big Apple Fun Center

* Bowlers listed must have a minimum of 1 games.

Most Pins Over Average

Name	-----Old-----		Old				Total	---Average Change---			Weekly Over Avg
	Pins	Games	Avg	-1-	-2-	-3-		New - Old ---> +/-	Series Avg +/-		
Crystal S. Dailey	9307	72	129	144	150	172	466	130.31	- 129.26	= 1.04	466 - 387=79
Lynn R. Eacker	8591	75	114	150	132	126	408	115.37	- 114.55	= 0.83	408 - 342=66
Nancy Bamrick	9960	69	144	156	139	184	479	144.99	- 144.35	= 0.64	479 - 432=47
Jen Landanger	6052	42	144	137	194	143	474	145.02	- 144.10	= 0.93	474 - 432=42
Deb Gibbs	8286	63	131	128	145	154	427	132.02	- 131.52	= 0.49	427 - 393=34
Jo Johnson	4444	33	134	123	124	154	401	134.58	- 134.67	= -0.08	401 - 402=-1
Beth Bryan	7266	54	134	149	106	138	393	134.37	- 134.56	= -0.19	393 - 402=-9
Linda K. Fees	9026	65	138	116	173	115	404	138.68	- 138.86	= -0.19	404 - 414=-10
Debra K. Kermmoade	4632	36	128	135	124	110	369	128.23	- 128.67	= -0.44	369 - 384=-15
Sheryl S. Cochran	6271	45	139	132	127	141	400	138.98	- 139.36	= -0.38	400 - 417=-17
Micki Vest	8368	66	126	96	151	112	359	126.48	- 126.79	= -0.31	359 - 378=-19
Pam Witter	1012	9	112	68	74	86	228	103.33	- 112.44	= -9.11	228 - 336=-108

Newcomers 2021-22

Big Apple Fun Center

This report is for scores bowled March 9 which is Week 27 of 33

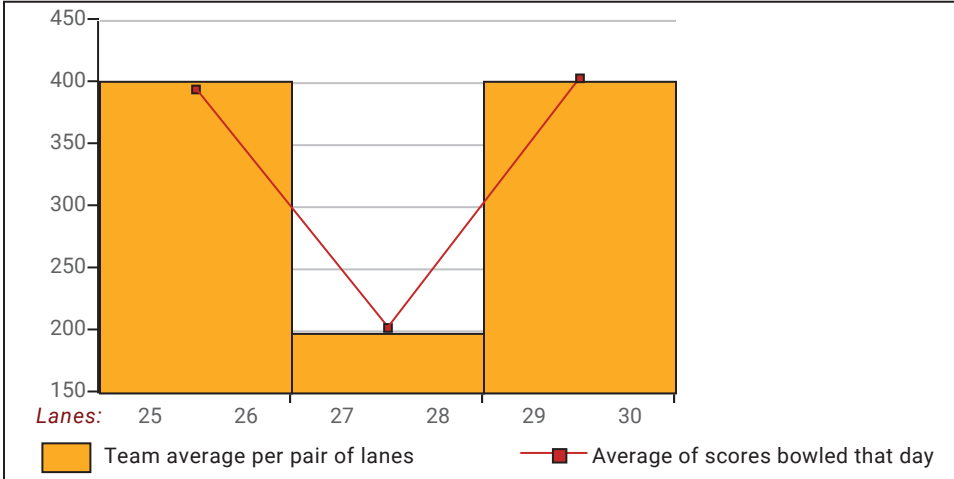
This Week's Statistics: Lefties vs Righties

Unless designated left handed, bowlers are considered right handed.

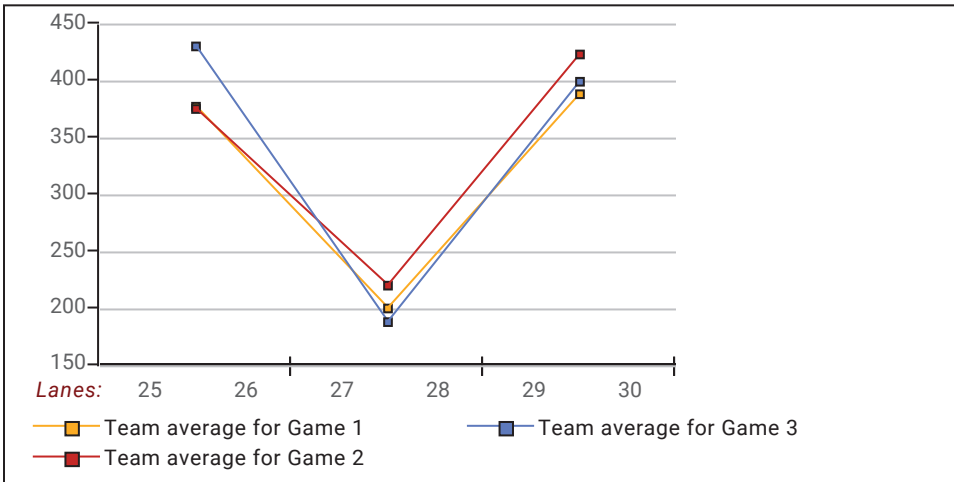
	Over All	Right	Left
How many people bowled	12	12	0
Number of games bowled	36	36	0
Actual average of week's scores	133.56	133.56	0.00
How many games above average	18	18	0
How many games below average	18	18	0
Pins above/below average per game	2.47	2.47	0.00
How many people raised average	5	5	--
by this amount	0.78	0.78	0.00
How many people went down	7	7	--
by this amount	-1.53	-1.53	0.00
League average before bowling	131.59	131.59	0.00
League average after bowling	131.03	131.03	0.00
Change in league average	-0.56	-0.56	0.00
800s	--	--	--
775s	--	--	--
750s	--	--	--
725s	--	--	--
700s	--	--	--
675s	--	--	--
650s	--	--	--
625s	--	--	--
600s	--	--	--
575s	--	--	--
550s	--	--	--
525s	--	--	--
500s	--	--	--
475s	1	1	--
450s	2	2	--
425s	1	1	--
400s	4	4	--
below 400	4	4	--
300s	--	--	--
275s	--	--	--
250s	--	--	--
225s	--	--	--
200s	--	--	--
175s	2	2	--
150s	8	8	--
125s	14	14	--
100s	8	8	--
below 100	4	4	--

This report is for scores bowled March 9 which is Week 27 of 33

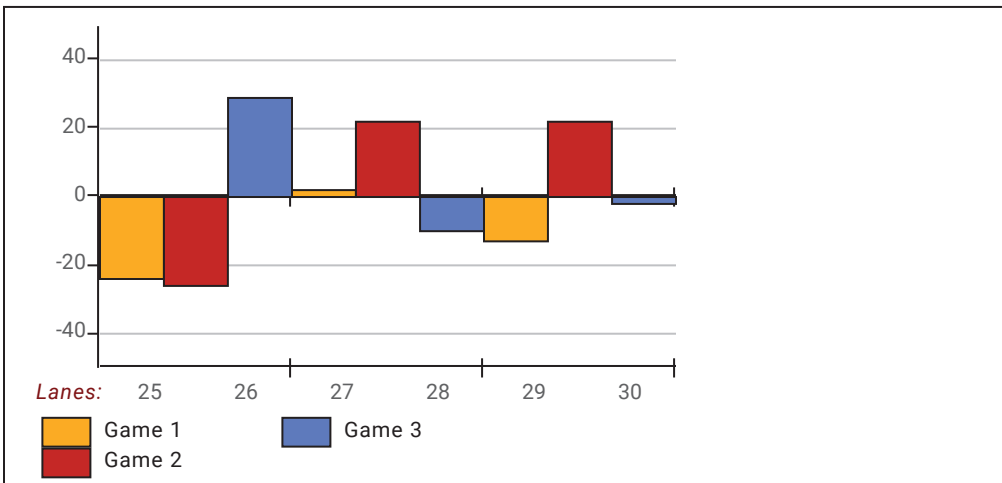
Team Average vs Avg of Scores



Average of Scores for Each Game

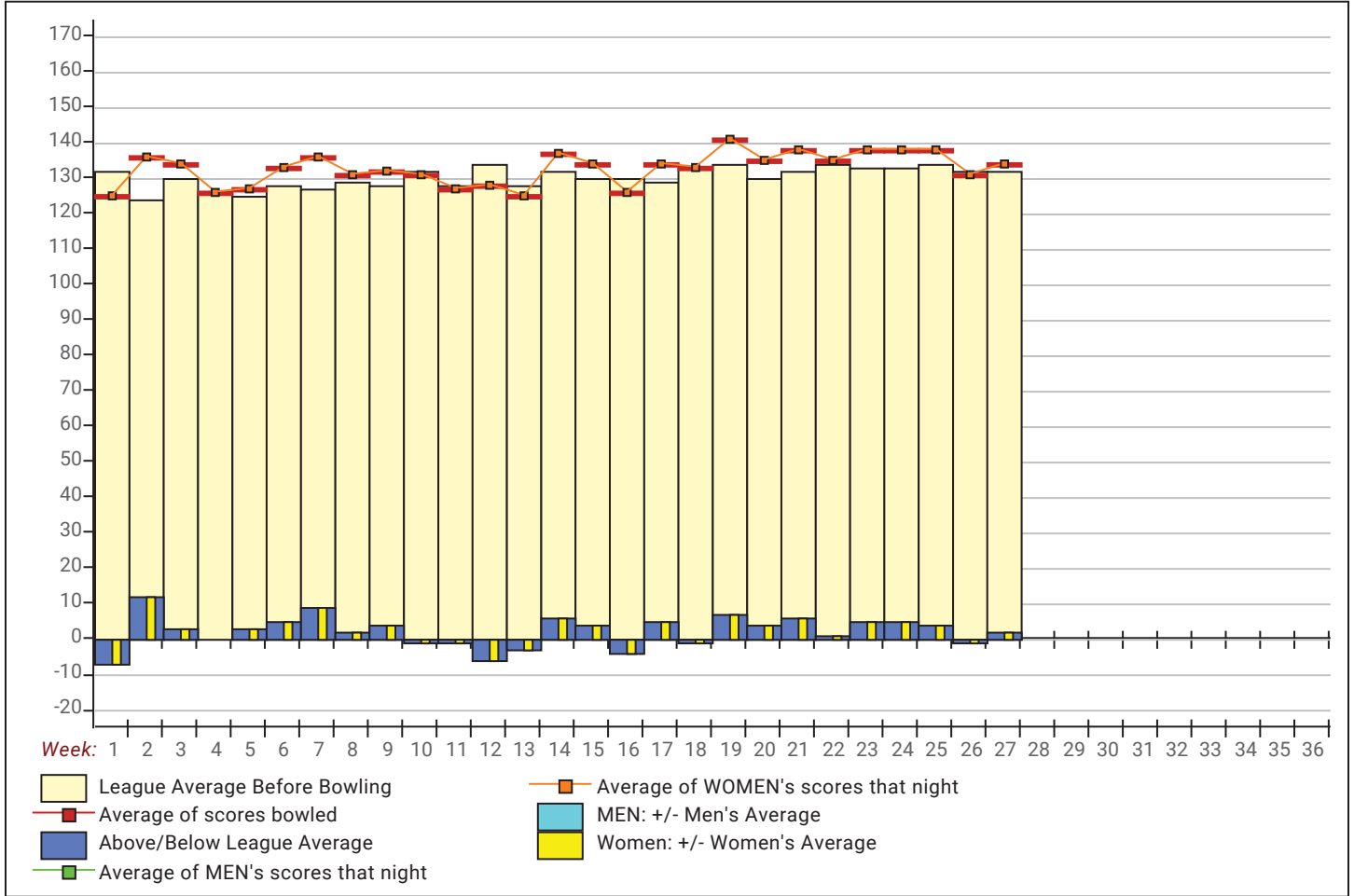


Amount Over/Under Team Average



This report is for scores bowled March 9 which is Week 27 of 33

League Average Week-by-Week



League Average Statistics for Last Week

	League	Right Hand	Left Hand
League Average Before Bowling	131.59	131.59	
Average of scores bowled that night	133.56	133.56	
New League Average After Bowling	131.03	131.03	
Change in League Average	-.56	-.56	
People Who Bowled Over Average	5	5	
People Who Bowled Under Average	7	7	
Average Amount of Series Over Avg	53.60	53.60	
Average Amount of Series Under Avg	-25.57	-25.57	
Difference Avg, NiteAvg	2.47	2.47	
Number of Bowlers	12	12	
Number of Games Bowled	36	36	
People Who Raised Their Average	5	5	
Raised By an Average of This Amount	.78	.78	
People Who Lowered Their Average	7	7	
Lowered By an Average of This Amou	-1.53	-1.53	
Number of Games Bowled Over Avera	18	18	
Number of Games Bowled Under Avera	18	18	

Note: Averages are based only on people who bowled.

Newcomers 2021-22

Big Apple Fun Center

Team Standings

Place	Team Name	Avg p/gm	Points Won	Points Lost	Year-To-Date WON	Y-T-D LOST
1	Tub's Pub	397	31	13	60	48
2	Pin Drops	384	29	15	70	38
3	Hits & Mrs	399	23	21	62	46
4	Day Dreamers	383	23	21	57½	50½
5	Bowlin' Babes	397	22	22	62½	45½
6	Bye		4	40	12	96

*** Although not shown, standings are determined by points only for the current split

Last Week's Top Scores

Scratch Game		Scratch Series		Handicap Game		Handicap Series	
194	Jen Landanger	479	Nancy Bamrick	238	Jen Landanger	634	Crystal Dailey
184	Nancy Bamrick	474	Jen Landanger	228	Nancy Bamrick	612	Lynn Eacker
173	Linda Fees	466	Crystal Dailey	228	Crystal Dailey	611	Nancy Bamrick
172	Crystal Dailey	427	Deb Gibbs	222	Linda Fees	606	Jen Landanger
154	Deb Gibbs	408	Lynn Eacker	218	Lynn Eacker	592	Deb Gibbs
154	Jo Johnson	404	Linda Fees	210	Micki Vest	557	Jo Johnson
151	Micki Vest	401	Jo Johnson	209	Deb Gibbs	551	Linda Fees
150	Lynn Eacker	400	Sheryl Cochran	206	Jo Johnson	549	Beth Bryan
149	Beth Bryan	393	Beth Bryan	201	Beth Bryan	544	Sheryl Cochran
141	Sheryl Cochran	369	Debra Kermmoade	192	Debra Kermmoade	540	Debra Kermmoade

Local and Bowling Center Awards

Name	USBC ID Number	Award Average	Award Games	G1	G2	G3	Series	Award Score	Award Received
Lynn R. Eacker	4132-179 USBC	114	75	150	132	126	408	408	400 Series (Local Assoc. Awards)
	4132-179 USBC	114	75	150	132	126	408	150	150 Game (Local Assoc. Awards)