

Newcomers 2021-22

Wednesday 9:30 am

Big Apple Fun Center

Lanes 25 - 30

President: Linda Fees

Secretary/Treasurer: Jodi Daily

Team Standings

Place	#	Team Name	Points Won	Points Lost	%Won	Pins + HDCP	Scratch Pins	Avg p/gm	Year-To-Date WON	Y-T-D LOST	Y-T-D % WON
1	1	Pin Drops	28	12	70.0	43848	30021	384	69	35	66.3
2	6	Tub's Pub	27	13	67.5	43685	30953	396	56	48	53.8
3	3	Hits & Mrs	23	17	57.5	44239	31234	400	62	42	59.6
4	2	Day Dreamers	20	20	50.0	43633	29821	382	54½	49½	52.4
5	4	Bowlin' Babes	18	22	45.0	43292	30962	396	58½	45½	56.3
6	5	Bye	4	36		0	0		12	92	11.5

Review of Last Week's Bowling.....

Lanes	Team Name	HDCP -1-	HDCP -2-	HDCP -3-	HDCP Total	Last Wk WON	Team Name	HDCP -1-	HDCP -2-	HDCP -3-	HDCP Total	Last Wk WON
25-26	Pin Drops	529	565	581	1675	2	<---> Tub's Pub	542	526	587	1655	2
27-28	Hits & Mrs	573	524	550	1647	3	<---> Day Dreamers	563	528	537	1628	1
29-30	Bowlin' Babes	543	547	578	1668	4	<---> Bye	0	0	0	0	0

Lane Assignments

	25-26	27-28	29-30
Wk27 03/09	3- 4	5- 6	1- 2
Wk28 03/16	6- 2	1- 4	5- 3
Wk29 03/23	5- 1	6- 3	2- 4

Last Week's Top Scores

Team Scratch Game	Team Scratch Series	Team Handicap Game	Team Handicap Series
426 Tub's Pub	1197 Bowlin' Babes	587 Tub's Pub	1675 Pin Drops
421 Bowlin' Babes	1188 Hits & Mrs	581 Pin Drops	1668 Bowlin' Babes
420 Hits & Mrs	1172 Tub's Pub	578 Bowlin' Babes	1655 Tub's Pub
406 Pin Drops	1157 Day Dreamers	573 Hits & Mrs	1647 Hits & Mrs
406 Day Dreamers	1150 Pin Drops	563 Day Dreamers	1628 Day Dreamers
Scratch Game	Scratch Series	Handicap Game	Handicap Series
178 Linda Fees	457 Crystal Dailey	233 Megan Deaver	622 Crystal Dailey
172 Lynda Ogle	448 Linda Fees	227 Linda Fees	595 Linda Fees
164 Crystal Dailey	427 Nancy Bamrick	221 Lynda Ogle	576 Micki Vest
163 Megan Deaver	416 Lynda Ogle	219 Crystal Dailey	566 Megan Deaver
161 Nancy Bamrick	401 Sheryl Cochran	205 Nancy Bamrick	564 Debra Kermmoade
146 Sheryl Cochran	399 Micki Vest	205 Micki Vest	563 Lynda Ogle
146 Micki Vest	393 Debra Kermmoade	198 Debra Kermmoade	559 Nancy Bamrick

Season High Scores

Team Scratch Game	Team Scratch Series	Team Handicap Game	Team Handicap Series
505 Tub's Pub	1386 Hits & Mrs	686 Tub's Pub	1867 Hits & Mrs
504 Hits & Mrs	1342 Bowlin' Babes	673 Hits & Mrs	1834 Bowlin' Babes
474 Bowlin' Babes	1299 Day Dreamers	641 Day Dreamers	1814 Tub's Pub
473 Day Dreamers	1290 Pin Drops	638 Bowlin' Babes	1786 Day Dreamers
456 Pin Drops	1281 Tub's Pub	622 Pin Drops	1779 Pin Drops
Scratch Game	Scratch Series	Handicap Game	Handicap Series
215 Steph Meier	540 Jodi Daily	281 Steph Meier	684 Jodi Daily
209 Jodi Daily	526 Nancy Bamrick	258 Lynda Ogle	678 Randi Stucker
202 Lynda Ogle	502 Pat Bowie	257 Jodi Daily	676 Steph Meier
198 Pat Bowie	502 Lynda Ogle	249 Nancy Bamrick	670 Nancy Bamrick
193 Nancy Bamrick	501 Jen Landanger	246 Jo Johnson	670 Lynda Ogle
191 Jen Landanger	498 Deb Gibbs	246 Donna Michel	666 Deb Gibbs
186 Beth Bryan	492 Steph Meier	243 Pat Bowie	651 Crystal Dailey
186 Crystal Dailey		243 Crystal Dailey	
186 Deb Gibbs			

Team Rosters

1 - Pin Drops

Name	Avg	HDCP	Pins	Gms	High Game	High Sers	HDCP Game	HDCP Sers	Most Improved Avg +/-	To Raise Avg +1	To Drop Avg -1	Weekly Over Avg Series Avg +/-
Sheryl S. Cochran	139	48	6271	45	170	481	219	627	139 +0.36	449	400	401 - 417=-16
Beth Bryan	134	52	7266	54	186	448	239	616	135 -0.44	429	371	
Debra K. Kermmoade	128	57	4632	36	169	420	227	608	124 +4.67	399	359	393 - 384=9
Megan R. Deaver	113	69	3403	30	163	422	233	638	107 +6.43	359	325	356 - 336=20
Randi K. Stucker	128	57	6184	48	170	468	236	678	129 -0.17	395	343	

2 - Day Dreamers

Name	Avg	HDCP	Pins	Gms	High Game	High Sers	HDCP Game	HDCP Sers	Most Improved Avg +/-	To Raise Avg +1	To Drop Avg -1	Weekly Over Avg Series Avg +/-
Jen Landanger	144	44	6052	42	191	501	237	648	137 +7.10	473	427	
Micki Vest	126	59	8368	66	175	432	239	624	129 -2.21	395	325	399 - 378=21
Deb Gibbs	131	55	8286	63	186	498	242	666	131 +0.52	426	359	356 - 396=-40
Cierra Schaepler	85	92	681	8	105	279	201	567		265	253	
Sue Bartels	107	74	2256	21	148	404	226	638	107 +0.43	336	311	

3 - Hits & Mrs

Name	Avg	HDCP	Pins	Gms	High Game	High Sers	HDCP Game	HDCP Sers	Most Improved Avg +/-	To Raise Avg +1	To Drop Avg -1	Weekly Over Avg Series Avg +/-
Nancy Bamrick	144	44	9960	69	193	526	249	670	142 +2.35	480	407	427 - 432=-5
Donna J. Michel	125	60	6014	48	182	444	246	630	118 +7.29	412	360	
Lynda M. Ogle	138	49	10792	78	202	502	258	670	130 +8.36	467	385	416 - 414=2
Pam J. Maloley	125	60	376	3	138	376	198	556		380	373	
Pam Witter	112	70	1012	9	141	355	215	577		344	331	

4 - Bowlin' Babes

Name	Avg	HDCP	Pins	Gms	High Game	High Sers	HDCP Game	HDCP Sers	Most Improved Avg +/-	To Raise Avg +1	To Drop Avg -1	Weekly Over Avg Series Avg +/-
Bronte M. Nielsen	113	69	1253	11	152	405	210	579		343	328	
Crystal S. Dailey	129	56	9307	72	186	477	243	651	128 +1.26	443	367	457 - 393=64
Jodi Daily	146	43	10965	75	209	540	257	684	155 -8.80	501	422	386 - 435=-49
Jo Johnson	134	52	4444	33	184	467	246	629	131 +3.67	416	379	
Diane L. Canfield	130	56	1564	12	155	458	224	638		401	385	354 - 381=-27

5 - Bye

6 - Tub's Pub

Name	Avg	HDCP	Pins	Gms	High Game	High Sers	HDCP Game	HDCP Sers	Most Improved Avg +/-	To Raise Avg +1	To Drop Avg -1	Weekly Over Avg Series Avg +/-
Linda K. Fees	138	49	9026	65	185	474	237	633	135 +3.86	426	357	448 - 414=34
Lynn R. Eacker	114	68	8591	75	175	416	241	608	119 -4.45	379	300	319 - 342=-23
Pat L. Bowie	145	44	8318	57	198	502	243	637	147 -1.07	442	381	
Steph Meier	146	43	1321	9	215	492	281	676		443	430	

Individual High Averages

146.20 Jodi Daily	145.93 Pat Bowie	144.35 Nancy Bamrick
144.10 Jen Landanger	139.36 Sheryl Cochran	138.86 Linda Fees

Most Improved Average

130 to 138.36 = +8.36 Lynda Ogle	118 to 125.29 = +7.29 Donna Michel	137 to 144.10 = +7.10 Jen Landanger
107 to 113.43 = +6.43 Megan Deaver	124 to 128.67 = +4.67 Debra Kermmoad	135 to 138.86 = +3.86 Linda Fees

Most Un-Improved Averages

155 to 146.20 = -8.80 Jodi Daily	119 to 114.55 = -4.45 Lynn Eacker	129 to 126.79 = -2.21 Micki Vest
147 to 145.93 = -1.07 Pat Bowie	135 to 134.56 = -0.44 Beth Bryan	129 to 128.83 = -0.17 Randi Stucker

Newcomers 2021-22

Big Apple Fun Center

Reprint of Scores -- Week 26

Lane 25 1 - Pin Drops Week 26 3/2/2022

Name	Old	Old	-1-	-2-	-3-	Total	HDCP
	Avg	HDCP					Total
Sheryl S. Cochran	139	48	135	146	120	401	545
Debra K. Kermmoade	128	57	129	141	123	393	564
Megan R. Deaver	112	70	90	103	163	356	566
			====	====	====	====	====
Scratch Total			354	390	406	1150	1150
Handicap			175	175	175		525
Total			529	565	581	1150	1675
Team Points Won			0.0	1.0	0.0	2.0	2.0

Lane 26 6 - Tub's Pub Week 26 3/2/2022

Name	Old	Old	-1-	-2-	-3-	Total	HDCP
	Avg	HDCP					Total
Linda K. Fees	138	49	138	132	178	448	595
Lynn R. Eacker	114	68	108	98	113	319	523
Pat L. Bowie	145	44	a135	a135	a135	405	537
			====	====	====	====	====
Scratch Total			381	365	426	1172	1172
Handicap			161	161	161		483
Total			542	526	587	1172	1655
Team Points Won			1.0	0.0	1.0	2.0	2.0

Lane 27 3 - Hits & Mrs Week 26 3/2/2022

Name	Old	Old	-1-	-2-	-3-	Total	HDCP
	Avg	HDCP					Total
Nancy Bamrick	144	44	133	133	161	427	559
Donna J. Michel	125	60	a115	a115	a115	345	525
Lynda M. Ogle	138	49	172	123	121	416	563
			====	====	====	====	====
Scratch Total			420	371	397	1188	1188
Handicap			153	153	153		459
Total			573	524	550	1188	1647
Team Points Won			1.0	0.0	1.0	3.0	3.0

Lane 28 2 - Day Dreamers Week 26 3/2/2022

Name	Old	Old	-1-	-2-	-3-	Total	HDCP
	Avg	HDCP					Total
Jen Landanger	144	44	a134	a134	a134	402	534
Micki Vest	126	59	146	121	132	399	576
Deb Gibbs	132	54	126	116	114	356	518
			====	====	====	====	====
Scratch Total			406	371	380	1157	1157
Handicap			157	157	157		471
Total			563	528	537	1157	1628
Team Points Won			0.0	1.0	0.0	1.0	1.0

Lane 29 4 - Bowlin' Babes Week 26 3/2/2022

Name	Old	Old	-1-	-2-	-3-	Total	HDCP
	Avg	HDCP					Total
Diane L. Canfield	127	58	114	128	112	354	528
Crystal S. Dailey	131	55	147	146	164	457	622
Jodi Daily	145	44	125	116	145	386	518
			====	====	====	====	====
Scratch Total			386	390	421	1197	1197
Handicap			157	157	157		471
Total			543	547	578	1197	1668
Team Points Won			1.0	1.0	1.0	4.0	4.0

Lane 30 5 - Bye Week 26 3/2/2022

Name	Old	Old	-1-	-2-	-3-	Total	HDCP
	Avg	HDCP					Total
No one bowled							

Newcomers 2021-22

Big Apple Fun Center

Change in Average

Name	-----Old-----		Old					---Average Change---			Weekly Over Avg
	Pins	Games	Avg	-1-	-2-	-3-	Total	New - Old	----> +/-	Series Avg +/-	
Nancy Bamrick	9533	66	144	133	133	161	427	144.35 - 144.44	= -0.09	427 - 432=-5	
Sue Bartels	2256	21	107				0	107.43 - 107.43	= 0.00		
Pat L. Bowie	8318	57	145	a135	a135	a135	405	145.93 - 145.93	= 0.00		
Beth Bryan	7266	54	134				0	134.56 - 134.56	= 0.00		
Diane L. Canfield	1905	15	127	114	128	112	354	130.33 - 127.00	= 3.33	354 - 381=-27	
Sheryl S. Cochran	5870	42	139	135	146	120	401	139.36 - 139.76	= -0.41	401 - 417=-16	
Crystal S. Dailey	10655	81	131	147	146	164	457	129.26 - 131.54	= -2.28	457 - 393=64	
Jodi Daily	11323	78	145	125	116	145	386	146.20 - 145.17	= 1.03	386 - 435=-49	
Megan R. Deaver	3047	27	112	90	103	163	356	113.43 - 112.85	= 0.58	356 - 336=20	
Lynn R. Eacker	8272	72	114	108	98	113	319	114.55 - 114.89	= -0.34	319 - 342=-23	
Linda K. Fees	8578	62	138	138	132	178	448	138.86 - 138.35	= 0.51	448 - 414=34	
Deb Gibbs	7930	60	132	126	116	114	356	131.52 - 132.17	= -0.64	356 - 396=-40	
Jo Johnson	4444	33	134				0	134.67 - 134.67	= 0.00		
Debra K. Kermmoade	4239	33	128	129	141	123	393	128.67 - 128.45	= 0.21	393 - 384=9	
Jen Landanger	6052	42	144	a134	a134	a134	402	144.10 - 144.10	= 0.00		
Pam J. Maloley	376	3	125				0	125.33 - 125.33	= 0.00		
Steph Meier	1321	9	146				0	146.78 - 146.78	= 0.00		
Donna J. Michel	6014	48	125	a115	a115	a115	345	125.29 - 125.29	= 0.00		
Bronte M. Nielsen	1253	11	113				0	113.91 - 113.91	= 0.00		
Lynda M. Ogle	10376	75	138	172	123	121	416	138.36 - 138.35	= 0.01	416 - 414=2	
Cierra Schaepler	681	8	85				0	85.13 - 85.13	= 0.00		
Randi K. Stucker	6184	48	128				0	128.83 - 128.83	= 0.00		
Micki Vest	7969	63	126	146	121	132	399	126.79 - 126.49	= 0.30	399 - 378=21	
Pam Witter	1012	9	112				0	112.44 - 112.44	= 0.00		

Newcomers 2021-22

Big Apple Fun Center

* Bowlers listed must have a minimum of 1 games.

High Average Listing

	<u>Name</u>	<u>True Average</u>	<u>Pins</u>	<u>Gms</u>	<u>To Raise Avg +1</u>	<u>To Drop Avg -1</u>
1	Steph Meier	146.78	1321	9	443	430
2	Jodi Daily	146.20	10965	75	501	422
3	Pat L. Bowie	145.93	8318	57	442	381
4	Nancy Bamrick	144.35	9960	69	480	407
5	Jen Landanger	144.10	6052	42	473	427
6	Sheryl S. Cochran	139.36	6271	45	449	400
7	Linda K. Fees	138.86	9026	65	426	357
8	Lynda M. Ogle	138.36	10792	78	467	385
9	Jo Johnson	134.67	4444	33	416	379
10	Beth Bryan	134.56	7266	54	429	371
11	Deb Gibbs	131.52	8286	63	426	359
12	Diane L. Canfield	130.33	1564	12	401	385
13	Crystal S. Dailey	129.26	9307	72	443	367
14	Randi K. Stucker	128.83	6184	48	395	343
15	Debra K. Kermmoade	128.67	4632	36	399	359
16	Micki Vest	126.79	8368	66	395	325
17	Pam J. Maloley	125.33	376	3	380	373
18	Donna J. Michel	125.29	6014	48	412	360
19	Lynn R. Eacker	114.55	8591	75	379	300
20	Bronte M. Nielsen	113.91	1253	11	343	328
21	Megan R. Deaver	113.43	3403	30	359	325
22	Pam Witter	112.44	1012	9	344	331
23	Sue Bartels	107.43	2256	21	336	311
24	Cierra Schaepler	85.13	681	8	265	253

Newcomers 2021-22

Big Apple Fun Center

* Bowlers listed must have a minimum of 21 games.

Note: This report includes information through March 2 which is Week 26 of 33

Most Improved Averages

<u>Name</u>	<u>True Average</u>	<u>Most Improved Avg</u>	<u>+/-</u>	<u>Name</u>	<u>True Average</u>	<u>Most Improved Avg</u>	<u>+/-</u>
Lynda M. Ogle	138.36	130	+8.36	Deb Gibbs	131.52	131	+0.52
Donna J. Michel	125.29	118	+7.29	Sue Bartels	107.43	107	+0.43
Jen Landanger	144.10	137	+7.10	Sheryl S. Cochran	139.36	139	+0.36
Megan R. Deaver	113.43	107	+6.43	Randi K. Stucker	128.83	129	-0.17
Debra K. Kermmoade	128.67	124	+4.67	Beth Bryan	134.56	135	-0.44
Linda K. Fees	138.86	135	+3.86	Pat L. Bowie	145.93	147	-1.07
Jo Johnson	134.67	131	+3.67	Micki Vest	126.79	129	-2.21
Nancy Bamrick	144.35	142	+2.35	Lynn R. Eacker	114.55	119	-4.45
Crystal S. Dailey	129.26	128	+1.26	Jodi Daily	146.20	155	-8.80

Newcomers 2021-22

Big Apple Fun Center

* Bowlers listed must have a minimum of 1 games.

Most Pins Over Average

Name	-----Old-----		Old Avg	-1-	-2-	-3-	Total	---Average Change---			Weekly Over Avg Series Avg +/-		
	Pins	Games						New - Old	--->	+/-			
Crystal S. Dailey	10655	81	131	147	146	164	457	129.26	-	131.54	=	-2.28	457 - 393=64
Linda K. Fees	8578	62	138	138	132	178	448	138.86	-	138.35	=	0.51	448 - 414=34
Micki Vest	7969	63	126	146	121	132	399	126.79	-	126.49	=	0.30	399 - 378=21
Megan R. Deaver	3047	27	112	90	103	163	356	113.43	-	112.85	=	0.58	356 - 336=20
Debra K. Kermmoade	4239	33	128	129	141	123	393	128.67	-	128.45	=	0.21	393 - 384=9
Lynda M. Ogle	10376	75	138	172	123	121	416	138.36	-	138.35	=	0.01	416 - 414=2
Nancy Bamrick	9533	66	144	133	133	161	427	144.35	-	144.44	=	-0.09	427 - 432=-5
Sheryl S. Cochran	5870	42	139	135	146	120	401	139.36	-	139.76	=	-0.41	401 - 417=-16
Lynn R. Eacker	8272	72	114	108	98	113	319	114.55	-	114.89	=	-0.34	319 - 342=-23
Diane L. Canfield	1905	15	127	114	128	112	354	130.33	-	127.00	=	3.33	354 - 381=-27
Deb Gibbs	7930	60	132	126	116	114	356	131.52	-	132.17	=	-0.64	356 - 396=-40
Jodi Daily	11323	78	145	125	116	145	386	146.20	-	145.17	=	1.03	386 - 435=-49

Newcomers 2021-22

Big Apple Fun Center

This report is for scores bowled March 2 which is Week 26 of 33

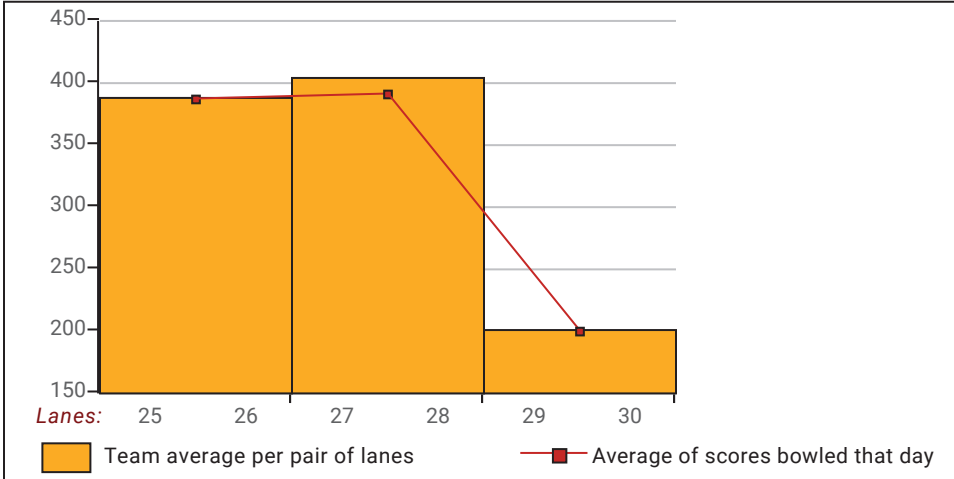
This Week's Statistics: Lefties vs Righties

Unless designated left handed, bowlers are considered right handed.

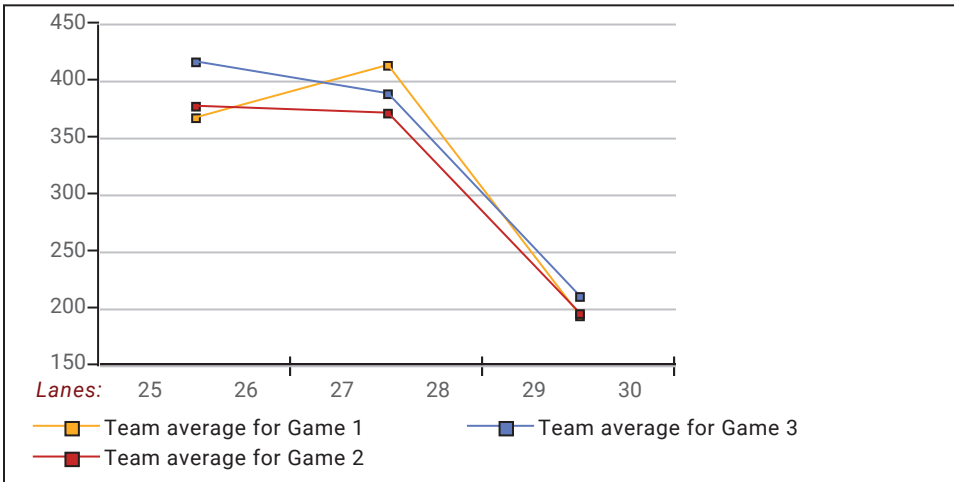
	Over All	Right	Left
How many people bowled	12	11	1
Number of games bowled	36	33	3
Actual average of week's scores	130.89	131.09	128.67
How many games above average	13	13	0
How many games below average	21	19	2
Pins above/below average per game	-0.28	1.18	-16.33
How many people raised average	7	6	1
by this amount	0.85	0.82	1.03
How many people went down	5	5	--
by this amount	-0.75	-0.75	0.00
League average before bowling	131.62	130.39	145.17
League average after bowling	131.81	130.50	146.20
Change in league average	0.18	0.11	1.03
800s	--	--	--
775s	--	--	--
750s	--	--	--
725s	--	--	--
700s	--	--	--
675s	--	--	--
650s	--	--	--
625s	--	--	--
600s	--	--	--
575s	--	--	--
550s	--	--	--
525s	--	--	--
500s	--	--	--
475s	--	--	--
450s	1	1	--
425s	2	2	--
400s	2	2	--
below 400	7	6	1
300s	--	--	--
275s	--	--	--
250s	--	--	--
225s	--	--	--
200s	--	--	--
175s	1	1	--
150s	4	4	--
125s	16	14	2
100s	13	12	1
below 100	2	2	--

This report is for scores bowled March 2 which is Week 26 of 33

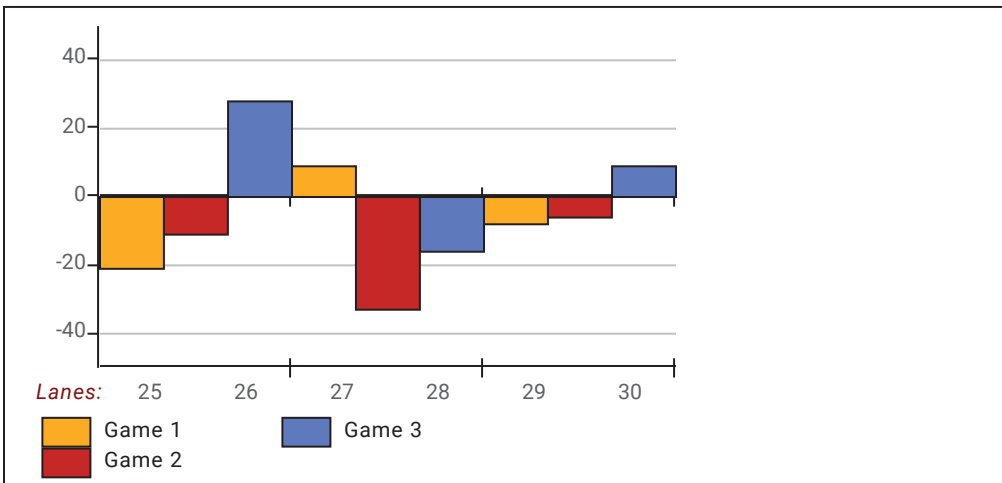
Team Average vs Avg of Scores



Average of Scores for Each Game

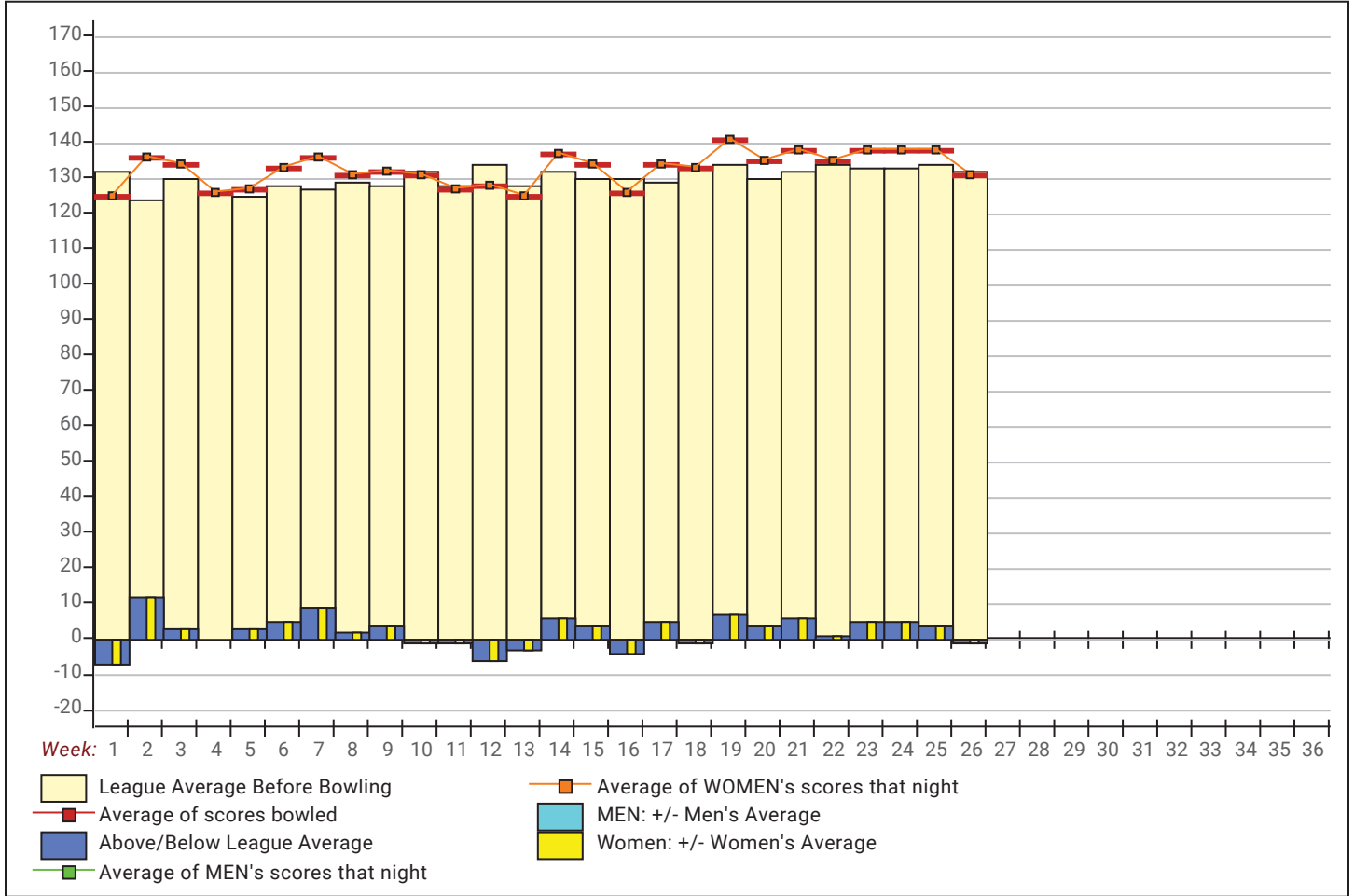


Amount Over/Under Team Average



This report is for scores bowled March 2 which is Week 26 of 33

League Average Week-by-Week



League Average Statistics for Last Week

	League	Right Hand	Left Hand
League Average Before Bowling	131.62	130.39	145.17
Average of scores bowled that night	130.89	131.09	128.67
New League Average After Bowling	131.81	130.50	146.20
Change in League Average	.18	.11	1.03
People Who Bowled Over Average	6	6	
People Who Bowled Under Average	6	5	1
Average Amount of Series Over Avg	25.00	25.00	
Average Amount of Series Under Avg	-26.67	-22.20	-49.00
Difference Avg, NiteAvg	-.28	1.18	-16.33
Number of Bowlers	12	11	1
Number of Games Bowled	36	33	3
People Who Raised Their Average	7	6	1
Raised By an Average of This Amount	.85	.82	1.03
People Who Lowered Their Average	5	5	
Lowered By an Average of This Amou	-.75	-.75	
Number of Games Bowled Over Avera	13	13	
Number of Games Bowled Under Avera	21	19	2

Note: Averages are based only on people who bowled.

Newcomers 2021-22

Big Apple Fun Center

Team Standings

Place	Team Name	Avg p/gm	Points Won	Points Lost	Year-To-Date WON	Y-T-D LOST
1	Pin Drops	384	28	12	69	35
2	Tub's Pub	396	27	13	56	48
3	Hits & Mrs	400	23	17	62	42
4	Day Dreamers	382	20	20	54½	49½
5	Bowlin' Babes	396	18	22	58½	45½
6	Bye		4	36	12	92

*** Although not shown, standings are determined by points only for the current split

Last Week's Top Scores

Scratch Game		Scratch Series		Handicap Game		Handicap Series	
178	Linda Fees	457	Crystal Dailey	233	Megan Deaver	622	Crystal Dailey
172	Lynda Ogle	448	Linda Fees	227	Linda Fees	595	Linda Fees
164	Crystal Dailey	427	Nancy Bamrick	221	Lynda Ogle	576	Micki Vest
163	Megan Deaver	416	Lynda Ogle	219	Crystal Dailey	566	Megan Deaver
161	Nancy Bamrick	401	Sheryl Cochran	205	Nancy Bamrick	564	Debra Kermmoade
146	Sheryl Cochran	399	Micki Vest	205	Micki Vest	563	Lynda Ogle
146	Micki Vest	393	Debra Kermmoade	198	Debra Kermmoade	559	Nancy Bamrick
145	Jodi Daily	386	Jodi Daily	194	Sheryl Cochran	545	Sheryl Cochran
141	Debra Kermmoade	356	Deb Gibbs	189	Jodi Daily	528	Diane Canfield
128	Diane Canfield	356	Megan Deaver	186	Diane Canfield	523	Lynn Eacker

Local and Bowling Center Awards

Name	USBC ID Number	Award Average	Award Games	G1	G2	G3	Series	Award Score	Award Received
Megan R. Deaver	11-44467 USBC	112	27	90	103	163	356	163	150 Game (Local Assoc. Awards)
Linda K. Fees	4132-178 USBC	138	62	138	132	178	448	178	175 Game (Local Assoc. Awards)